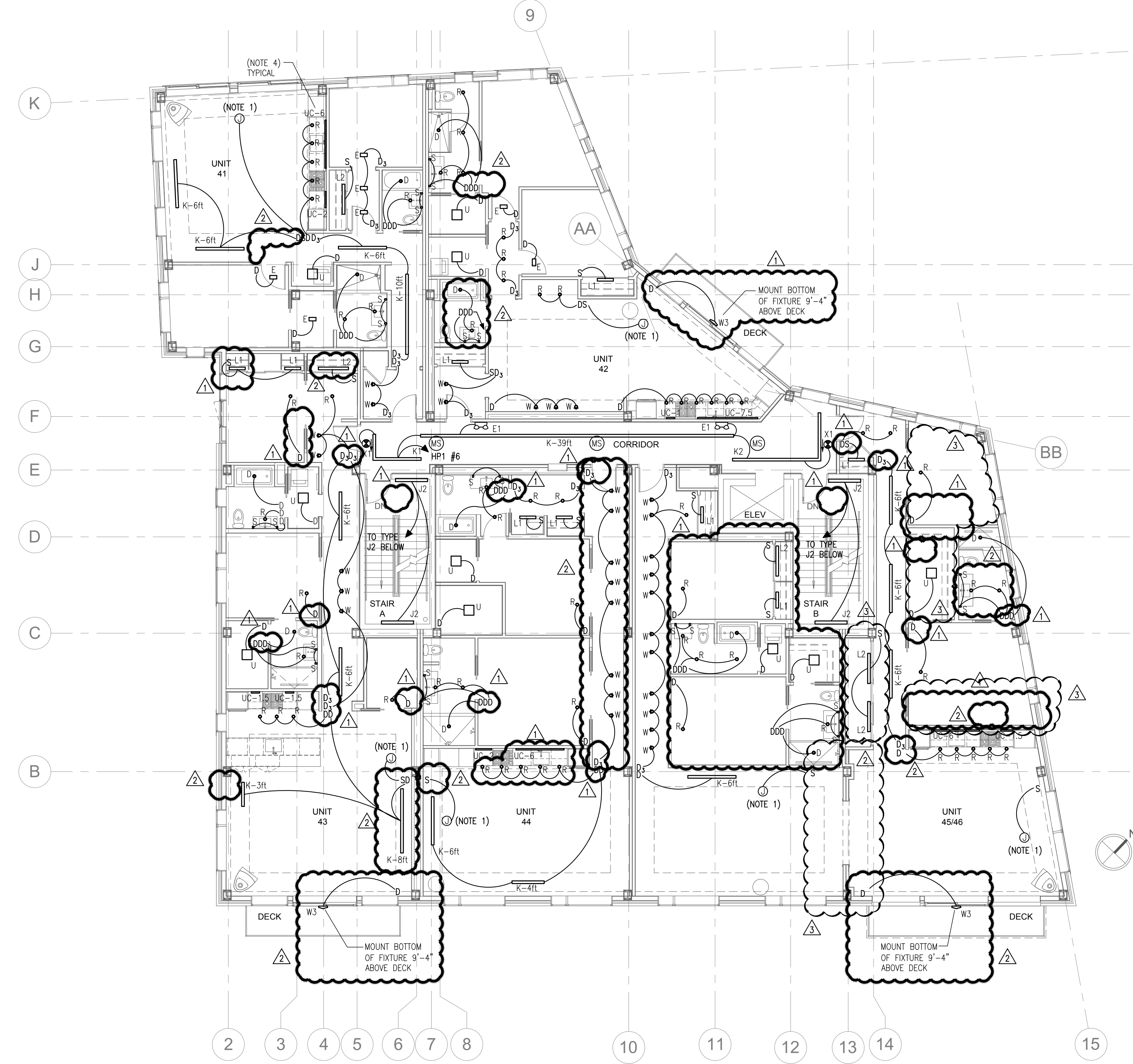




- FOURTH FLOOR LIGHTING PLAN NOTES:
1. PROVIDE EMPTY JUNCTION BOX WITH BLANK FACE PLATE ON FACE OF SOFFIT FOR FUTURE LIGHTING FIXTURE, PAINT TO MATCH CEILING. PROVIDE EMPTY 3/4" CDT TO EMPTY JUNCTION BOX WITH BLANK FACEPLATE ON WALL WHERE INDICATED FOR FUTURE LIGHTING FIXTURE CONTROL.
 2. CIRCUIT LIGHTS WITHIN UNITS TO UNIT LOAD CENTER #9. CIRCUIT LIGHTS LOCATED IN THE LEFT HALF OF UNIT 45/46 TO LOAD CENTER #7, CIRCUIT LIGHTS LOCATED IN THE RIGHT HALF OF UNIT 45/46 TO LOAD CENTER #9.
 3. CONTRACTOR TO PROVIDE UNDERCABINET LIGHTING (TYPE UC) AS SPECIFIED IN THE LIGHTING FIXTURE SCHEDULE. LENGTHS OF UNDERCABINET LIGHT STRIPS ARE INDICATED ON THE DRAWING. COORDINATE INSTALLATION WITH ELECTRICAL PLUGMOLD THAT IS TO BE MOUNTED BENEATH THE COUNTER AS WELL. COORDINATE EXACT LOCATIONS AND CONTROL REQUIREMENTS WITH INTERIOR DESIGNER. CIRCUIT TO UNIT LOAD CENTER #9.
 4. CORRIDOR AND STAIRWELL LIGHTING SHALL BE CONTROLLED BY THE LIGHTING CONTROL PANEL.
 5. COORDINATE SPECIFIC LOCATIONS OF LIGHTING FIXTURES WITH DRAWINGS A7.04 THRU A7.07, UNIT REFLECTED CEILING PLANS.
 6. FOR FIXTURES WITHIN UNITS THAT REQUIRE REMOTE BALLASTS, BALLASTS SHOULD BE MOUNTED IN THE NEAREST CLOSET SPACE WITHIN THE UNIT. FOR FIXTURES NOT WITHIN UNITS THAT REQUIRE REMOTE BALLASTS, BALLASTS SHOULD BE MOUNTED ABOVE CEILINGS WHERE POSSIBLE, WHERE NOT POSSIBLE THEY SHOULD BE MOUNTED IN THE NEAREST UTILITY ROOM.



FOURTH FLOOR LIGHTING
SCALE: 1/8" = 1'-0"



Prepared For:
**EssexNorth
Portland LLC**
P.O. Box 394
Topsfield, MA 01983



Consultant:

Architect:
**ARCHETYPE
architects**
48 Union Wharf Portland, Maine 04101
(207) 772-6022 Fax (207) 772-4056

Project:
**THAMES STREET
BUILDING**
20 Thames Street, Portland Maine

Revisions:
3 AUG 2017 - ADDENDUM 1
15 AUG 2017 - ADDENDUM 2
11 OCT 2017 - ADDENDUM 3

Date:
3 AUG 2017

Scale:
4TH FLOOR
LIGHTING PLAN

E1.04