© Copyright 2015 Opechee Construction Corporation

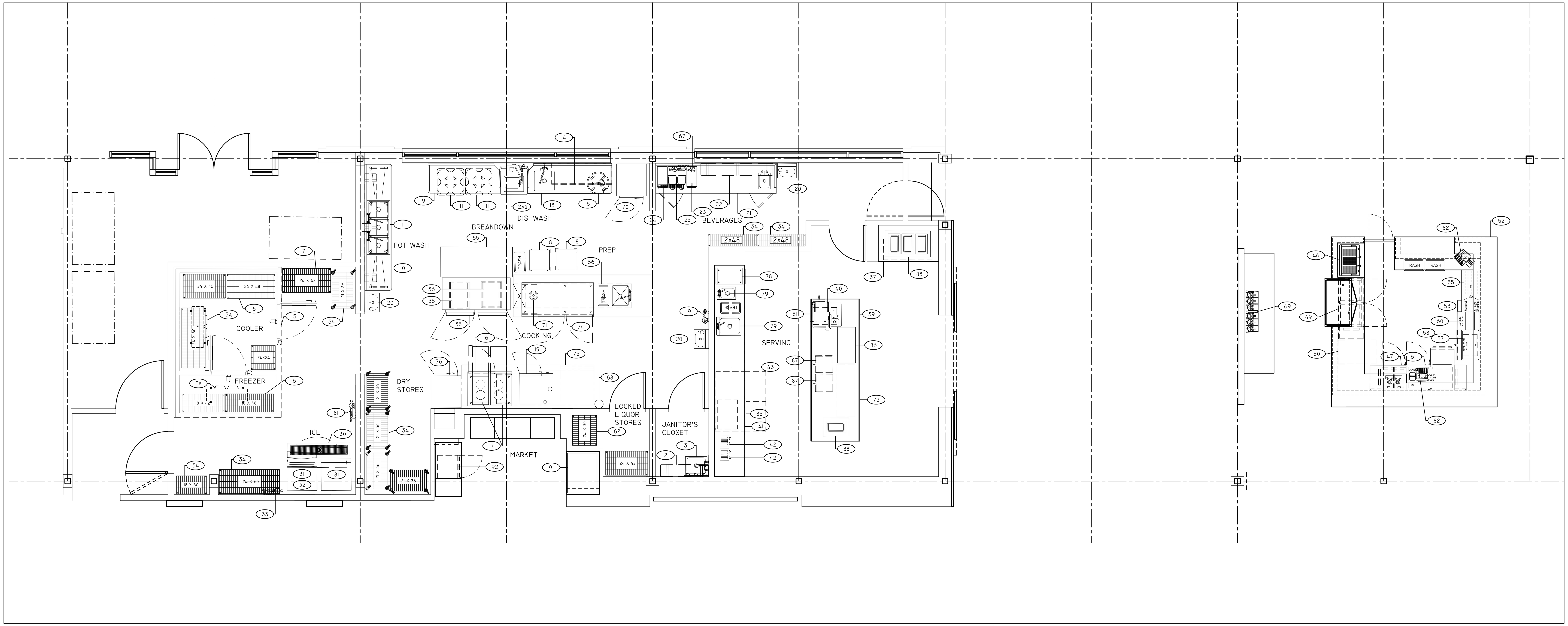


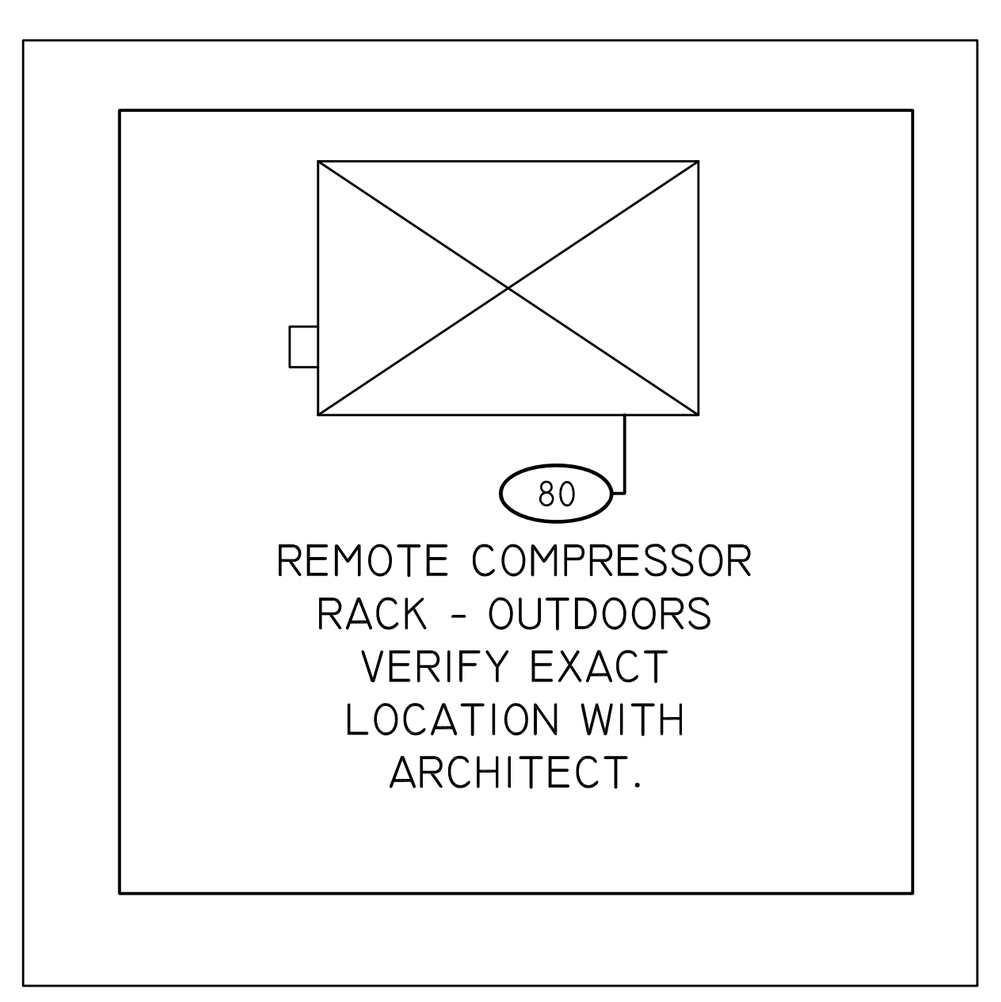


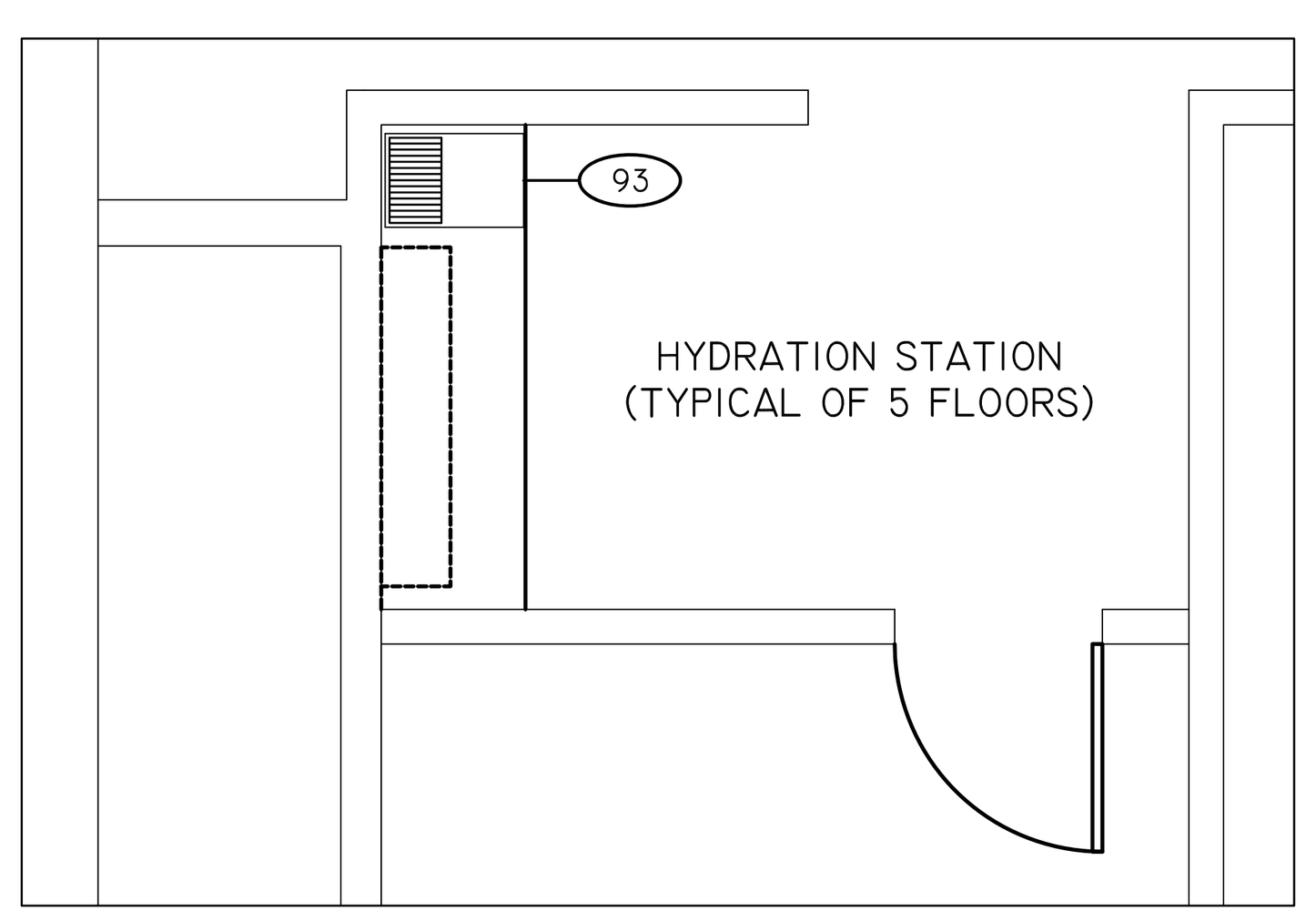


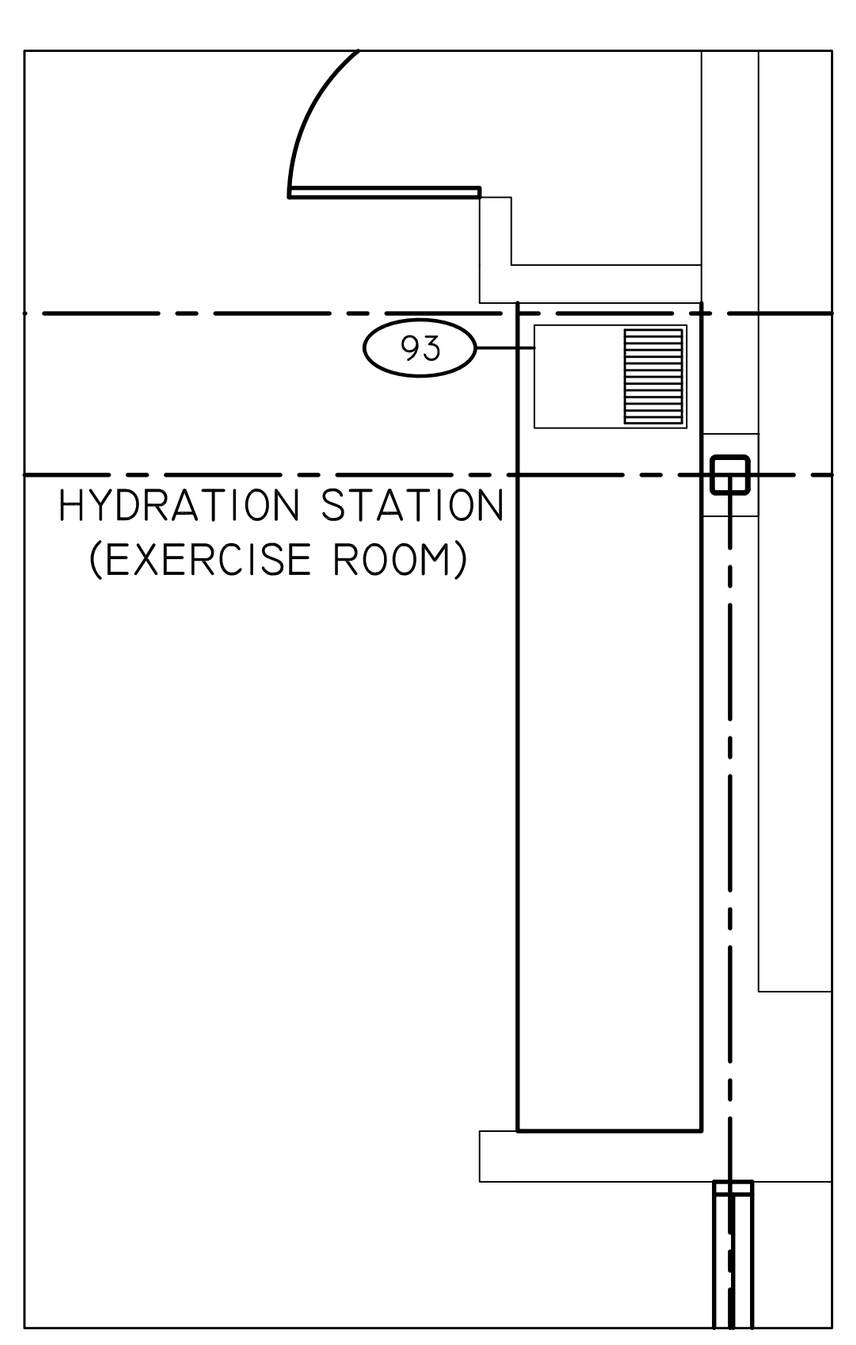


# DESIGN DEVELOPMENT
## Not for Construction

THESE ARE DESIGN DEVELOPMENT PLANS INTENDED TO PROVIDE PROGRESS OF DESIGN AND ARE SUBJECT TO CHANGE WITH THE DESIGN PROGRESS.

UTILITIES SHOWN ARE PER EACH UNIT FOR EQUIPMENT WITH MULTIPLE QUANTITIES

FOOD EQUIPMENT SCHEDULE & UTILITY LOADS

| ITEM NO | QTY | EQUIPMENT CATEGORY | AMPS EACH | KW EACH | HP EACH | VOLTS | PHASE | DIRECT | PLUG | NEMA | ELECTRICAL AFF (IN) | COLD WATER SIZE (IN) | COLD WATER AFF (IN) | HOT WATER SIZE (IN) | HOT WATER AFF (IN) | DIRECT DRAIN SIZE (IN) | DIRECT DRAIN AFF (IN) | INDIR DRAIN SIZE (IN) | GAS SIZE (IN) | MBTUH | GAS AFF (IN) | EQUIPMENT REMARKS |
|---|---|---|---|---|---|---|---|---|---|---|---|---|---|---|---|---|---|---|---|---|---|---|
| 1 | 1 | 3 COMPARTMENT SINK | | | | | | | | | | 2)1/2 | 14 | 2)1/2 | 14 | | | 3)2 | | | | |
| 2 | 2 | UTILITY WALL SHELF | | | | | | | | | | | | | | | | | | | | |
| 3 | 1 | MOP SINK & SVC FAUCET | | | | | | | | | | 1/2 | 36 | 1/2 | 36 | 2 | 2 | | | | | |
| 4 | – | SPARE NUMBER | | | | | | | | | | | | | | | | | | | | |
| 5 | 1 | WALK–IN COOLER/FREEZER | 2)20 CT | | | 2)120 | 1 | X | | | 108 | | | | | | | | | | | CONNECT TO LIGHTS, HEATERS, ETC. |
| 5a | 1 | EVAPORATOR COIL FOR COOLER | 2.0 | | | 115 | 1 | X | | | 108 | | | | | | | 3/4 | | | | |
| 5b | 1 | EVAPORATOR COIL FOR FREEZER | 9.3 | | | 208/230 | 1 | X | | | 108 | | | | | | | 3/4 | | | | BRANCH POWER/CONTROL WIRING FROM ITEM 80 |
| 6 | 6 | SHELVING UNITS | | | | | | | | | | | | | | | | | | | | |
| 7 | 1 | UTENSIL STORAGE SHELVING UNIT | | | | | | | | | | | | | | | | | | | | |
| 8 | 2 | DISH DOLLIES | | | | | | | | | | | | | | | | | | | | |
| 9 | 1 | CLEAN DISHTABLE | | | | | | | | | | | | | | | | | | | | |
| 10 | 1 | WALL SHELF | | | | | | | | | | | | | | | | | | | | |
| 11 | 2 | DISH DOLLIES | | | | | | | | | | | | | | | | | | | | |
| 12a | 1 | VENTLESS DISHWASHER | 24.9 | | | 208 | 1 | X | | | 14 | 1/2 | 65 | 1/2 | 48 | | | 1.5 | | | | |
| 12b | 1 | BOOSTER HEATER (DISHWASHER) | 35.4 | 8.5 | | 208 | 1 | X | | | 14 | | | | | | | | | | | |
| 13 | 1 | SOILED DISHTABLE WITH FAUCET | | | | | | | | | | 1/2 | 14 | 1/2 | 14 | | | 1.5 | | | | |
| 14 | 1 | DISH SORTING WALL SHELF | | | | | | | | | | | | | | | | | | | | |
| 15 | 1 | GARBAGE RECEPTACLE | | | | | | | | | | | | | | | | | | | | |
| 16 | 1 | UNDERCOUNTER REFRIGERATOR | 6.3 | | 1/3 | 120 | 1 | | X | 5–15P | * | | | | | | | | | | | *STUB–UP +12" AFF |
| 17 | 2 | INDUCTION RANGES | 30.0 | 7.0 | | 208 | 1 | * | | | | | | | | | | | | | | *POWERED FROM ITEM 75–VENTLESS HOOD SYS. |
| 18 | – | SPARE NUMBER | | | | | | | | | | | | | | | | | | | | |
| 19 | 1 | COMBI OVEN WITH WATER FILTER | 30.8 | 11.1 | | 208 | 3 | * | | | | 2)1/2 | ** | | | | | 2 | | | | *POWERED FROM #75**(1)STUB–UP+12"–(1)+84" |
| 20 | 3 | HAND SINK | | | | | | | | | | 1/2 | 16 | 1/2 | 16 | 1.5 | 20 | | | | | |
| 21 | 1 | BEVERAGE COUNTER WITH SINK | | | | | | | | | | 1/2 | 16 | 1/2 | 16 | | | 1.5 | | | | |
| 22 | 2 | WALL SHELF | | | | | | | | | | | | | | | | | | | | |
| 23 | 1 | COLD BEVERAGE UNIT | | | | | | | | | | | | | | | | | | | | NOT IN CONTRACT – VERIFY UTILITIES |
| 24 | 1 | TEA BREWER | | | | | | | | | | | | | | | | | | | | NOT IN CONTRACT – VERIFY UTILITIES |
| 25 | 1 | COFFEE BREWER | | | | | | | | | | | | | | | | | | | | NOT IN CONTRACT – VERIFY UTILITIES |
| 26 | – | SPARE NUMBER | | | | | | | | | | | | | | | | | | | | |
| 27 | – | SPARE NUMBER | | | | | | | | | | | | | | | | | | | | |
| 28 | – | SPARE NUMBER | | | | | | | | | | | | | | | | | | | | |
| 29 | – | SPARE NUMBER | | | | | | | | | | | | | | | | | | | | |
| 30 | 1 | FLOOR TROUGH | | | | | | | | | | | | | | 4 | * | | | | | *STUB–UP –6" AFF & CONNECT TO TROUGH |
| 31 | 1 | ICE BIN | | | | | | | | | | | | | | | | 3/4 | | | | |
| 32 | 1 | ICE MAKER | 13.2 | | | 120 | 1 | X | | | 72 | 3/8 | * | | | | | 1/2 | | | | *3/8" FCW TO ICE MAKER FROM FILTER, ITEM 33 |
| 33 | 1 | WATER FILTER | | | | | | | | | | 3/4 | 84 | | | | | | | | | |
| 34 | 7 | DRY STORAGE SHELVING UNITS | | | | | | | | | | | | | | | | | | | | |
| 35 | 1 | ROLL–IN REFRIGERATOR | 11.4 | | | 120 | 1 | | X | 5–15P | 90 | | | | | | | | | | | |
| 36 | 2 | SPEED RACKS | | | | | | | | | | | | | | | | | | | | |
| 37 | 1 | MILLWORK COUNTER | | | | | | | | | | | | | | | | | | | | NOT IN CONTRACT – VERIFY UTILITIES |
| 38 | – | SPARE NUMBER | | | | | | | | | | | | | | | | | | | | |
| 39 | 1 | ISLAND COUNTERTOP | | | | | | | | | | | | | | | | | | | | NOT IN CONTRACT – VERIFY UTILITIES |
| 40 | 1 | PROSCUITTO SLICER | | | | | | | | | | | | | | | | | | | | |
| 41 | 1 | MILLWORK BACK COUNTER | | | | | | | | | | | | | | | | | | | | NOT IN CONTRACT – VERIFY UTILITIES |
| 42 | 2 | POP–UP TOASTER | 20 CT | | | 120 | 1 | | X | 5–15P | 50 | | | | | | | | | | | |
| 43 | 1 | MILLWORK OVERHEAD CABINETS | | | | | | | | | | | | | | | | | | | | NOT IN CONTRACT – VERIFY UTILITIES |
| 44 | – | SPARE NUMBER | | | | | | | | | | | | | | | | | | | | |
| 45 | – | SPARE NUMBER | | | | | | | | | | | | | | | | | | | | |
| 46 | 1 | ESPRESSO MACHINE | | | | | | | | | | | | | | | | | | | | NOT IN CONTRACT – VERIFY UTILITIES |

UTILITIES SHOWN ARE PER EACH UNIT FOR EQUIPMENT WITH MULTIPLE QUANTITIES

FOOD EQUIPMENT SCHEDULE & UTILITY LOADS

| ITEM NO | QTY | EQUIPMENT CATEGORY | AMPS EACH | KW EACH | HP EACH | VOLTS | PHASE | DIRECT | PLUG | NEMA | ELECTRICAL AFF (IN) | COLD WATER SIZE (IN) | COLD WATER AFF (IN) | HOT WATER SIZE (IN) | HOT WATER AFF (IN) | DIRECT DRAIN SIZE (IN) | DIRECT DRAIN AFF (IN) | INDIR DRAIN SIZE (IN) | GAS SIZE (IN) | MBTUH | GAS AFF (IN) | EQUIPMENT REMARKS |
|---|---|---|---|---|---|---|---|---|---|---|---|---|---|---|---|---|---|---|---|---|---|---|
| 47 | 1 | DRAFT BEER REFRIGERATOR | 6.5 | | | 120 | 1 | | X | 5–15P | 24 | | | | | | | | | | | |
| 48 | – | SPARE NUMBER | | | | | | | | | | | | | | | | | | | | |
| 49 | 1 | BACK BAR REFRIGERATOR | 5.5 | | 1/4 | 120 | 1 | | X | 5–15P | 12 | | | | | | | 1/2 | | | | |
| 50 | 1 | GLASSWASHER | 16.0 | | | 120 | 1 | X | | | 14 | | | 1/2 | 10 | | | 1 | | | | |
| 51 | 1 | HOT HOLD CABINET | 6.7 | | | 120 | 1 | | X | 5–15P | * | | | | | | | | | | | *STUB UP +5" AFF |
| 52 | 1 | MILLWORK FRONT BAR COUNTER | | | | | | | | | | | | | | | | | | | | NOT IN CONTRACT – VERIFY UTILITIES |
| 53 | 1 | UNDERBAR HAND SINK | | | | | | | | | | 1/2 | 10 | 1/2 | 10 | | | 1.5 | | | | |
| 54 | – | SPARE NUMBER | | | | | | | | | | | | | | | | | | | | |
| 55 | 1 | UNDERBAR DRAIN BOARD | | | | | | | | | | | | | | | | 1.5 | | | | |
| 56 | – | SPARE NUMBER | | | | | | | | | | | | | | | | | | | | |
| 57 | 1 | UNDERBAR ICE CHEST | | | | | | | | | | | | | | | | 1/2 | | | | |
| 58 | 1 | LOCKING SPEED RAIL | | | | | | | | | | | | | | | | | | | | |
| 59 | – | SPARE NUMBER | | | | | | | | | | | | | | | | | | | | |
| 60 | 1 | UNDERBAR LIQUOR DISPLAY | | | | | | | | | | | | | | | | | | | | |
| 61 | 1 | BACK BAR REFRIGERATOR | 5.5 | | 1/4 | 120 | 1 | | X | 5–15P | 12 | | | | | | | | | | | |
| 62 | 2 | LIQUOR STORAGE SHELVING | | | | | | | | | | | | | | | | | | | | |
| 63 | – | SPARE NUMBER | | | | | | | | | | | | | | | | | | | | |
| 64 | – | SPARE NUMBER | | | | | | | | | | | | | | | | | | | | |
| 65 | 1 | S/S BREAKDOWN STATION | | | | | | | | | | | | | | | | | | | | |
| 66 | 1 | S/S DOUBLE OVERSHELF | | | | | | | | | | | | | | | | | | | | CUSTOM |
| 67 | 1 | WATER FILTER | | | | | | | | | | 3/4 | 84 | | | | | | | | | |
| 68 | 1 | FIRE EXTINGUISHER | | | | | | | | | | | | | | | | | | | | NOT IN CONTRACT |
| 69 | Lot | AIR POT COFFEE DISPENSERS | | | | | | | | | | | | | | | | | | | | NOT IN CONTRACT |
| 70 | 1 | REACH–IN REFRIGERATOR | 8.2 | | | 120 | 1 | | X | 5–15P | 90 | | | | | | | | | | | |
| 71 | 1 | SOUP WARMER | 3.0 | | | 120 | 1 | | X | 5–15P | * | | | | | | | | | | | *PLUG INTO OUTLET ON ITEM 74 |
| 72 | – | SPARE NUMBER | | | | | | | | | | | | | | | | | | | | |
| 73 | 1 | SERVING CTR OVERSTRUCTURE | | | | | | | | | | | | | | | | | | | | NOT IN CONTRACT |
| 74 | 1 | CHEF'S CTR W/ REFRIG. BASE | 100 svc | | | 120/208 | 1 | X | | | ** | 1/2 | * | 1/2 | * | | | 1.5 & | 1/2 | | | **ELEC. SERVICE DFA THRU CHASE–*STUB–UP |
| 75 | 1 | VENTLESS HOOD & FIRE SYSTEM | 100.5 | | | 208 | 3 | X | | | 102 | | | | | | | | | | | SEE SHOP DRAWINGS FOR DETAILS |
| 76 | 1 | REACH–IN FREEZER | 9.8 | | | 120 | 1 | | X | 5–15P | * | | | | | | | | | | | *PLUG INTO OUTLET ON ITEM 74 |
| 77 | – | SPARE NUMBER | | | | | | | | | | | | | | | | | | | | |
| 78 | 1 | RAPID COOK OVEN (TURBO CHEF) | 30.0 | 6.2 | | 208 | 1 | | X | 6–30P | 50 | | | | | | | | | | | |
| 79 | 2 | DROP–IN SINK WITH FAUCETS | | | | | | | | | | 1/2 | 16 | 1/2 | 16 | 1.5 | 16 | 1.5 | | | | |
| 80 | 1 | REMOTE COMPRESSOR RACK | 12.7 | | | 480 | 3 | X | | | * | | | | | | | | | | | *SEE SHOP DRAWINGS – VERIFY LOCATION |
| 81 | 1 | ICE MACHINE, ICE BIN & FILTER | 15.0 | | | 120 | 1 | X | | | 72 | 3/4* | 84 | | | | | 2)3/4 | | | | *3/4" FCW TO ICE MAKER FROM WATER FILTER |
| 82 | 2 | POS SYSTEM | | | | | | | | | | | | | | | | | | | | NOT IN CONTRACT – VERIFY UTILITIES |
| 83 | 1 | COLD FOOD WELL, MECH. | 7.5 | | | 120 | 1 | | X | 5–15P | * | | | | | | | 1 | | | | *STUB UP +5" AFF |
| 84 | – | SPARE NUMBER | | | | | | | | | | | | | | | | | | | | |
| 85 | 1 | REFRIGERATED BASE | 6.5 | | 1/5 | 120 | 1 | | X | 5–15P | 24 | | | | | | | | | | | |
| 86 | 1 | UNDERCOUNTER FROST TOP | 9.0 | | | 120 | 1 | | X | 5–15P | * | | | | | | | | | | | *STUB UP +5" AFF |
| 87 | 2 | U/C INDUCTION WARMERS | 5.0 EA | | | 120 EA | 1 | | X | 5–15P | * | | | | | | | | | | | *STUB UP +5" AFF |
| 88 | 1 | COLD FOOD WELL, MECH. | 7.5 | | | 120 | 1 | | X | 5–15P | * | | | | | | | 1 | | | | *STUB UP +5" AFF |
| 89 – 90 | – | SPARE NUMBERS | | | | | | | | | | | | | | | | | | | | |
| 91 | 1 | SLIDING DR REFRIGERATOR (MKT) | 6.2 | | 1/3 | 120 | 1 | | X | 5–15P | 36 | | | | | | | | | | | |
| 92 | 1 | COUNTERTOP FREEZER (MKT) | 3.0 | | 1/6 | 120 | 1 | | X | 5–15P | 50 | | | | | | | | | | | |
| 93 | 6 | HYDRATION WATER DISPENSERS | 10.3 | | | 120 | 1 | | X | 5–15P | 50 | 1/2* | 24 | | | | | 3/4 | | | | *CONNECT TO WATER FILTERS–BRANCH TO UNITS |

SCALE: 1/4" = 1'-0"
MAY 09, 2017

OPECHEE CONSTRUCTION CORPORATION
11 CORPORATE DRIVE ■ BELMONT ■ NH 03220
PHONE (603) 527-9090 ■ WWW.OPECHEE.COM

# AC HOTELS by MARRIOTT

Fore Street / Hancock Street / Thames Street
Portland, Maine

REVISION:

ISSUED:

project architect:

drawn by: BH/GS

Food Service Kitchen Equipment Plans

sheet number: K-1

Tuesday, May 09, 2017 12:32:18 PM