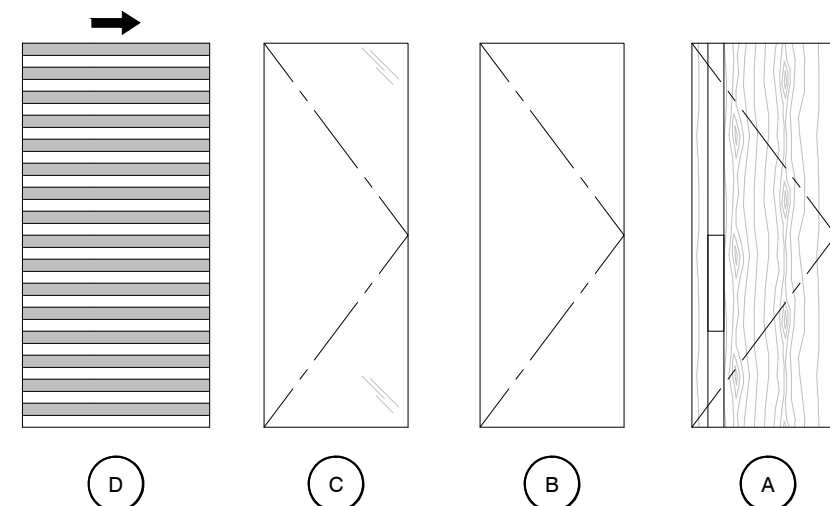



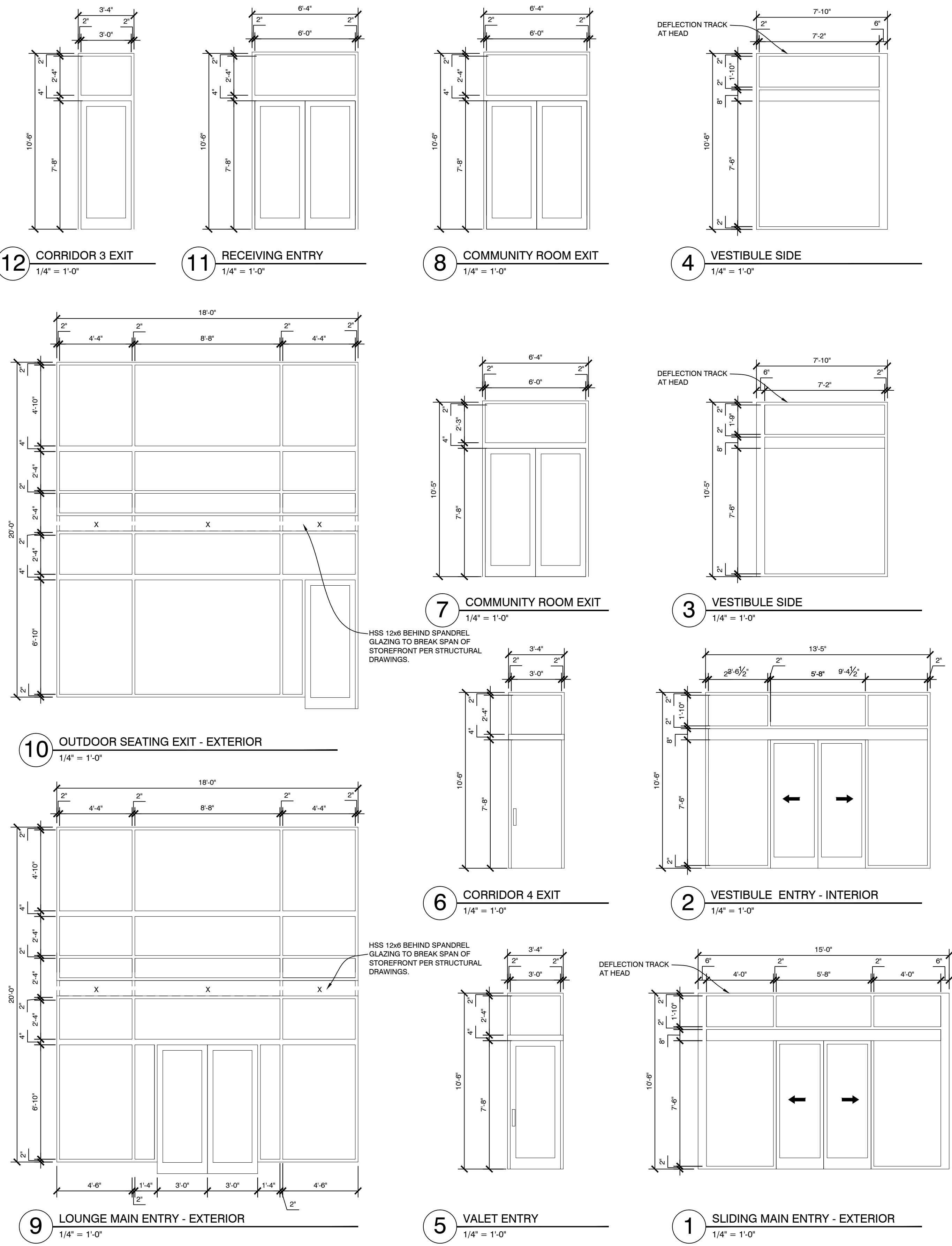
DOOR SCHEDULE

| # | LOCATION | SIZE | TYPE | MATERIAL | THRESHOLD | HDWR | FRAME | RATING | NOTES |
|------------------------------|--------------------------|-------------------|------|---------------|-----------|------|-------|--------|----------|
| COMMON AREAS - FIRST | | | | | | | | | |
| 1AGM1 | AGM 1AGM | 3'-0" X 7'-0" | B | LAMINATE | | | | | |
| 1BK1 | BREAKFAST | (2) T.B.D. | D | GLASS - METAL | | | | | |
| 1CM1 | COMMUNITY ROOM 1CM1 | (2) 3'-0" X 8'-0" | A | SCW - VENEER | | | | | |
| 1CM2 | COMMUNITY ROOM 1CM2 | (2) 3'-0" X 8'-0" | A | SCW - VENEER | | | | | |
| 1CR4 | CORRIDOR 1CR4 | 3'-0" X 7'-0" | B | LAMINATE | | | | 90 MIN | |
| 1EL1 | EMPLOYEE LOUNGE 1EL | 3'-0" X 7'-0" | B | LAMINATE | | | | | |
| 1ET1 | EMP. TLT. 1ET1 | 3'-0" X 7'-0" | B | LAMINATE | | | | | |
| 1ET2 | EMP. TLT. 1ET2 | 3'-0" X 7'-0" | B | LAMINATE | | | | | |
| 1EX1 | EXERCISE 1EX | 3'-0" X 7'-0" | C | GLASS | | | | | |
| 1FP1 | FOOD PREP | 3'-0" X 7'-0" | B | LAMINATE | | | | | |
| 1GM1 | GEN. MGR. 1GM | 3'-0" X 7'-0" | B | LAMINATE | | | | | |
| 1SD1 | SALES OFFICE 1SD | 3'-0" X 7'-0" | B | LAMINATE | | | | | |
| 1LR1 | LAUNDRY ROOM 1LR | 3'-0" X 7'-0" | B | LAMINATE | | | | 45 MIN | |
| 1MC1 | MECHANICAL 1MC | 3'-0" X 7'-0" | B | LAMINATE | | | | 45 MIN | |
| 1MG1 | MEETING ROOM 1MG1 | (2) 3'-0" X 8'-0" | A | SCW - VENEER | | | | | |
| 2MG1 | MEETING ROOM 1MG1 | 3'-0" X 8'-0" | A | SCW - VENEER | | | | | |
| 1MG2 | MEETING ROOM 1MG2 | 3'-0" X 7'-0" | C | GLASS | | | | | |
| 1MG3 | MEETING ROOM 1MG3 | 3'-0" X 7'-0" | C | GLASS | | | | | |
| 1MN1 | MEN 1MN | 3'-0" X 7'-0" | A | SCW - VENEER | | | | | |
| 1MN2 | MEN - TYPICAL STALL | 2'-4" X 7'-0" | C | GLASS | | | | | |
| 1MN3 | MEN - ACCESSIBLE STALL | 3'-0" X 7'-0" | C | GLASS | | | | | |
| 1RC1 | RECEIVING 1RC | 3'-0" X 7'-0" | B | LAMINATE | | | | | |
| 1SR1 | STORAGE 1SR1 | 3'-0" X 7'-0" | B | LAMINATE | | | | | |
| 1SR2 | STORAGE 1SR2 | 3'-0" X 7'-0" | B | LAMINATE | | | | | |
| 1SR3 | STORAGE 1SR3 | 3'-0" X 7'-0" | B | LAMINATE | | | | | |
| 1SR4 | STORAGE 1SR4 | 3'-0" X 7'-0" | B | LAMINATE | | | | | |
| 1SR5 | STORAGE 1SR5 | 3'-0" X 7'-0" | B | LAMINATE | | | | | |
| 1SR6 | STORAGE 1SR6 | 3'-0" X 7'-0" | B | LAMINATE | | | | | |
| 1SR7 | STORAGE 1SR7 | (2) 3'-0" X 7'-0" | B | LAMINATE | | | | | |
| 2SR7 | STORAGE 1SR7 | (2) 3'-0" X 7'-0" | B | LAMINATE | | | | | |
| 1SR8 | MEETING STORAGE 1SR8 | (2) 3'-0" X 8'-0" | B | LAMINATE | | | | | |
| 1SR9 | STORAGE 1SR9 | 3'-0" X 7'-0" | B | LAMINATE | | | | | |
| 1ST1 | STAIR-1 1ST1 | 3'-0" X 7'-0" | B | LAMINATE | | | | 90 MIN | |
| 1ST2 | STAIR-2 1ST2 | 3'-0" X 7'-0" | B | LAMINATE | | | | 90 MIN | |
| 1SV1 | SERVING 1SV | 3'-0" X 7'-0" | B | LAMINATE | | | | | SWINGING |
| 1WM1 | WOMEN 1WM | 3'-0" X 7'-0" | A | SCW - VENEER | | | | | |
| 1WM2 | WOMEN - TYPICAL STALL | 2'-4" X 7'-0" | C | GLASS | | | | | |
| 1WM3 | WOMEN - TYPICAL STALL | 2'-4" X 7'-0" | C | GLASS | | | | | |
| 1WM4 | WOMEN - TYPICAL STALL | 2'-4" X 7'-0" | C | GLASS | | | | | |
| 1WM5 | WOMEN - ACCESSIBLE STALL | 3'-0" X 7'-0" | C | GLASS | | | | | |
| 1WR1 | WORK ROOM 1WR | 3'-0" X 7'-0" | B | LAMINATE | | | | | |
| COMMON AREAS - SECOND | | | | | | | | | |
| 2CR4 | CORRIDOR 2CR4 | 3'-0" X 6'-8" | B | LAMINATE | | | | 20 MIN | |
| 2EN2 | ENGINEER OFFICE 2ENG | 3'-0" X 6'-8" | B | LAMINATE | | | | | |
| 2HK2 | HOUSE KEEP 2HK | 3'-0" X 6'-8" | B | LAMINATE | | | | 45 MIN | |
| 2IT2 | IT 2IT | 3'-0" X 6'-8" | B | LAMINATE | | | | | |
| 2MC2 | MECHANICAL 2MC | 3'-0" X 6'-8" | B | LAMINATE | | | | 45 MIN | |
| 2SR2 | STORAGE 2SR | 3'-0" X 6'-8" | B | LAMINATE | | | | | |
| 2ST1 | STAIR-1 2ST1 | 3'-0" X 6'-8" | B | LAMINATE | | | | 90 MIN | |
| 2ST2 | STAIR-2 2ST2 | 3'-0" X 6'-8" | B | LAMINATE | | | | 90 MIN | |
| 2UT2 | UTILITY 2UT | 3'-0" X 6'-8" | B | LAMINATE | | | | | |
| COMMON AREAS - THIRD | | | | | | | | | |
| 3CR4 | CORRIDOR 3CR4 | 3'-0" X 6'-8" | B | LAMINATE | | | | 20 MIN | |
| 3CR5 | CORRIDOR 3CR5 | 3'-0" X 6'-8" | B | LAMINATE | | | | 20 MIN | |
| 3CR6 | CORRIDOR 3CR6 | 3'-0" X 6'-8" | B | LAMINATE | | | | 20 MIN | |
| 3CR7 | CORRIDOR 3CR7 | 3'-0" X 6'-8" | B | LAMINATE | | | | 20 MIN | |
| 3HK3 | HOUSE KEEP 3HK | 3'-0" X 6'-8" | B | LAMINATE | | | | 45 MIN | |
| 3SR3 | STORAGE 3SR | 3'-0" X 6'-8" | B | LAMINATE | | | | | |
| 3ST1 | STAIR-1 3ST1 | 3'-0" X 6'-8" | B | LAMINATE | | | | 90 MIN | |
| 3ST2 | STAIR-2 3ST2 | 3'-0" X 6'-8" | B | LAMINATE | | | | 90 MIN | |
| 3UT3 | UTILITY 3UT | 3'-0" X 6'-8" | B | LAMINATE | | | | | |
| COMMON AREAS - FOURTH | | | | | | | | | |
| 4CR4 | CORRIDOR 4CR4 | 3'-0" X 6'-8" | B | LAMINATE | | | | 20 MIN | |
| 4CR5 | CORRIDOR 4CR5 | 3'-0" X 6'-8" | B | LAMINATE | | | | 20 MIN | |
| 4CR6 | CORRIDOR 4CR6 | 3'-0" X 6'-8" | B | LAMINATE | | | | 20 MIN | |
| 4CR7 | CORRIDOR 4CR7 | 3'-0" X 6'-8" | B | LAMINATE | | | | 20 MIN | |
| 4HK4 | HOUSE KEEP 4HK | 3'-0" X 6'-8" | B | LAMINATE | | | | 45 MIN | |
| 4SR4 | STORAGE 4SR | 3'-0" X 6'-8" | B | LAMINATE | | | | | |
| 4ST1 | STAIR-1 4ST1 | 3'-0" X 6'-8" | B | LAMINATE | | | | 90 MIN | |
| 4ST2 | STAIR-2 4ST2 | 3'-0" X 6'-8" | B | LAMINATE | | | | 90 MIN | |
| 4UT4 | UTILITY 4UT | 3'-0" X 6'-8" | B | LAMINATE | | | | | |
| COMMON AREAS - FIFTH | | | | | | | | | |
| 5CR4 | CORRIDOR 5CR4 | 3'-0" X 6'-8" | B | LAMINATE | | | | 20 MIN | |
| 5CR5 | CORRIDOR 5CR5 | 3'-0" X 6'-8" | B | LAMINATE | | | | 20 MIN | |
| 5CR6 | CORRIDOR 5CR6 | 3'-0" X 6'-8" | B | LAMINATE | | | | 20 MIN | |
| 5CR7 | CORRIDOR 5CR7 | 3'-0" X 6'-8" | B | LAMINATE | | | | 20 MIN | |
| 5HK5 | HOUSE KEEP 5HK | 3'-0" X 6'-8" | B | LAMINATE | | | | 45 MIN | |
| 5SR5 | STORAGE 5SR | 3'-0" X 6'-8" | B | LAMINATE | | | | | |
| 5ST1 | STAIR-1 5ST1 | 3'-0" X 6'-8" | B | LAMINATE | | | | 90 MIN | |
| 5ST2 | STAIR-2 5ST2 | 3'-0" X 6'-8" | B | LAMINATE | | | | 90 MIN | |
| 5UT5 | UTILITY 5UT | 3'-0" X 6'-8" | B | LAMINATE | | | | | |
| COMMON AREAS - SIXTH | | | | | | | | | |
| 6CR4 | CORRIDOR 6CR4 | 3'-0" X 6'-8" | B | LAMINATE | | | | 20 MIN | |
| 6CR5 | CORRIDOR 6CR5 | 3'-0" X 6'-8" | B | LAMINATE | | | | 20 MIN | |
| 6CR6 | CORRIDOR 6CR6 | 3'-0" X 6'-8" | B | LAMINATE | | | | 20 MIN | |
| 6CR7 | CORRIDOR 6CR7 | 3'-0" X 6'-8" | B | LAMINATE | | | | 20 MIN | |
| 6HK6 | HOUSE KEEP 6HK | 3'-0" X 6'-8" | B | LAMINATE | | | | 45 MIN | |
| 6SR6 | STORAGE 6SR | 3'-0" X 6'-8" | B | LAMINATE | | | | | |
| 6ST1 | STAIR-1 6ST1 | 3'-0" X 6'-8" | B | LAMINATE | | | | 90 MIN | |
| 6ST2 | STAIR-2 6ST2 | 3'-0" X 6'-8" | B | LAMINATE | | | | 90 MIN | |
| 6UT6 | UTILITY 6UT | 3'-0" X 6'-8" | B | LAMINATE | | | | | |



DOOR SCHEDULE

| # | LOCATION | SIZE | TYPE | MATERIAL | THRESHOLD | HDWR | FRAME | RATING | NOTES |
|-----------------|------------------------|---------------|----------|----------|-----------|------|-------|--------|-------|
| EXTERIOR | | | | | | | | | |
| E11G1 | LOUNGE TO EXTERIOR | SEE ELEVATION | 7/A6.03 | | | | | | |
| E11G2 | LOUNGE TO EXTERIOR | SEE ELEVATION | 8/A6.03 | | | | | | |
| E11G3 | LOUNGE TO EXTERIOR | SEE ELEVATION | 12/A6.03 | | | | | | |
| E11G4 | CORRIDOR 3 TO EXTERIOR | SEE ELEVATION | 6/A6.03 | | | | | | |
| E11G5 | CORRIDOR 4 TO EXTERIOR | SEE ELEVATION | 9/A6.03 | | | | | | |
| E11G6 | LOUNGE TO EXTERIOR | SEE ELEVATION | 10/A6.03 | | | | | | |
| E1RC | RECEIVING TO EXTERIOR | SEE ELEVATION | 11/A6.03 | | | | | | |
| E1VL | VALET TO EXTERIOR | SEE ELEVATION | 5/A6.03 | | | | | | |
| E1VS | VESTIBULE (EXTERIOR) | SEE ELEVATION | 1/A6.03 | | | | | | |
| 11B | VESTIBULE (INTERIOR) | SEE ELEVATION | 2/A6.03 | | | | | | |



AC HOTELS by MARRIOTT
Fore Street / Hancock Street / Thames Street
Portland, Maine

REVISION:
01-05-17 ELEVATIONS UPDATED
03-10-17 VESTIBULE DEFLECTION TRACK

ISSUED:
10-18-16 80% MARRIOTT REVIEW
10-21-16 BUILDING SHELL PERMIT
03-14-17 BUILDING PERMIT

project architect: KAK
drawn by: DLS

PUBLIC DOOR SCHEDULE & ELEVATIONS

sheet number:
A6.03