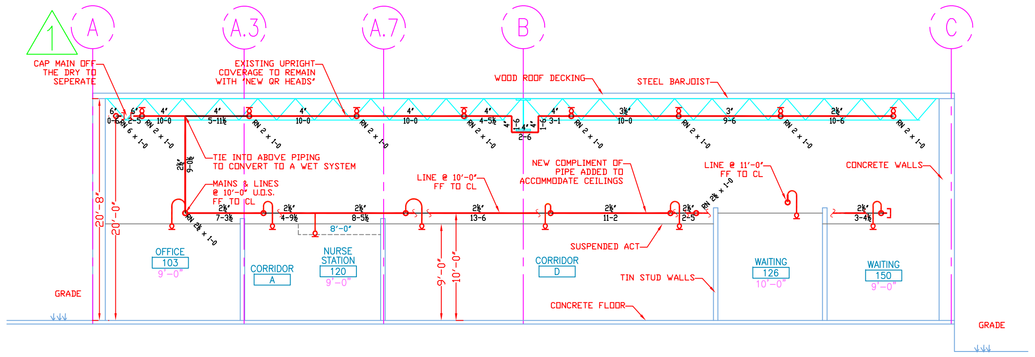

A SECTION 'A'
SCALE 1/8" = 1'-0"

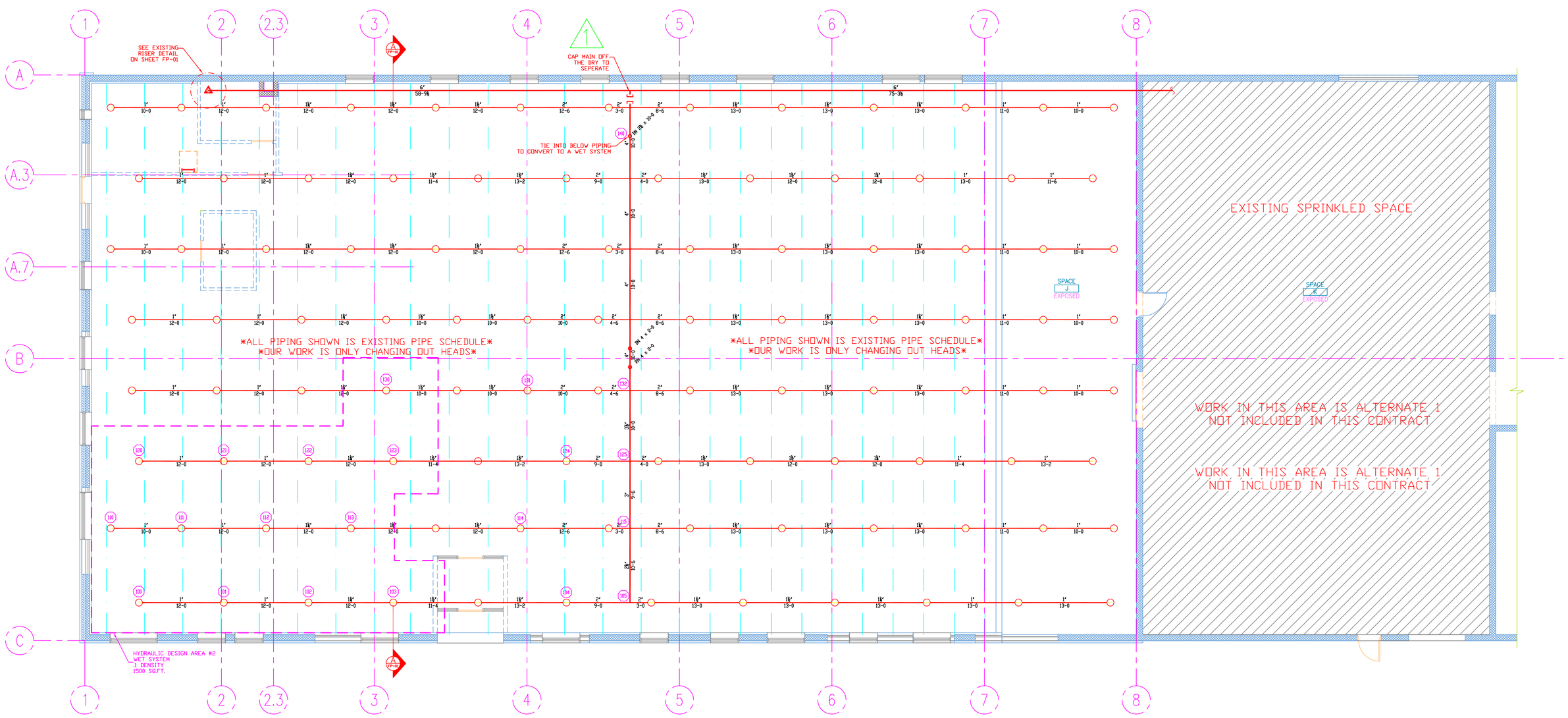

DESIGN AREA NUMBER 2

HYDRAULIC DESIGN CRITERIA

LOCATION= ABOVE CEILING
TYPE OF SYSTEM=NFPA 13 WET
AREA OF OPERATION= 1500-SQ.FT.
NUMBER OF SPRINKLERS=13
DENSITY=.1 W/ HOSE DEMAND OF 100 GPM
HAZARD CLASS=LIGHT HAZARD
HEAD SPACING= 168 SQ.FT.

SYSTEM DEMAND INCLUDING HOSE @
BASE OF RISER= 366-GPM 64-PSI
SAFETY MARGIN= 44-PSI

G1 EXISTING ABOVE COVERAGE (WET)
TOTAL PROTECTED AREA 11,700 SQ.FT.
SCALE 1/8" = 1'-0"

PROJECT DESCRIPTION AND SPRINKLER SYSTEM NOTES

BUILDING CONST:

THE BUILDING IS 1 LEVEL
CONSTRUCTED OF STEEL FRAMING, FIBERGLASS INSULATION, AND GYP BOARD CONSTRUCTION.
EXISTING DRY SYSTEM WITH STEEL PIPING THROUGHOUT

BUILDING OCCUPANCY:

THE EXISTING BUILDING WAS BUILT & DESIGNED FOR RETAIL, OFFICE SPACE, AND STORAGE.

SPRINKLER SYSTEM DESIGN:

THERE IS AN EXISTING DRY SYSTEM FOR THE COMPLETE BUILDING.
A SINGLE 6" DRY RISER FEEDS THE ENTIRE COMPLEX.
WE WILL BE ADDING A BACKFLOW AND A NEW WET SYSTEM FOR AREA SHOWN ON PLAN.

THERE ARE EXISTING SPRINKLER LINES IN BARJOIST TO REMAIN
WE WILL REPLACE EXISTING HEADS WITH NEW 200 DEGREE QR UPRIGHTS.
ABOVE COVERAGE IN THIS AREA IS PIPE SCHEDULE AND WILL BE CONNECTED TO THE WET SYSTEM ALONG WITH NEW LOWER COMPLIMENT.

WE ARE ALSO ADDING A LOWER COMPLIMENT OF PIPING TO ACCOMODATE LOWER CEILINGS FOR TENENT OFFICE SPACE AS SHOWN ON PLAN.
ADDED PIPE WILL BE A WET SYSTEM AND ABOVE WILL BE CONVERTED TO WET.

OFFICES, CORRIDORS, BATHROOMS, AND WAITING AREAS ARE LIGHT HAZARD 225 SQ.FT. MAX
MECH ROOM, LAB, AND STORAGE AREAS ARE ORDINARY HAZARD GROUP 1 130 SQ.FT. MAX

THE SPRINKLER SYSTEM WAS DESIGNED TO MEET ALL APPLICABLE CODES REGARDING NFPA 13 2007ed. SYSTEM.

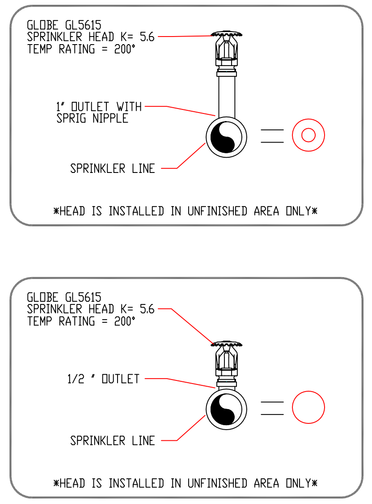

H HEAD DETAILS
SCALE: N.T.S.

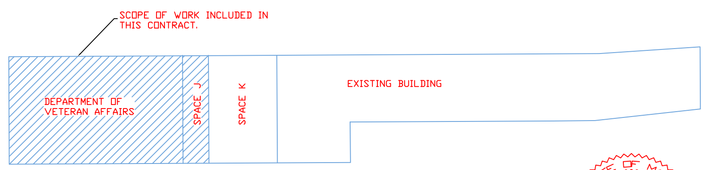

KP KEY PLAN
SCALE: N.T.S.

HIGH TECH FIRE PROTECTION
P.O. BOX 156
MINOT, ME. 04258-0258
TEL:(207) 998-2551 FAX:(207) 998-4187
MAINE LICENSE # 102

GENERAL CONTRACTOR ON RECORD:
LEDGEWOOD CONSTRUCTION
CHRIS MORIN @ 767-1866

REVISIONS:

NO.	DATE:	DESCRIPTION:
1	11/24/10	WET SYSTEM DESIGN

SPECIAL APPLICATIONS:

NO.	DESCRIPTION:
1.	FIRE CAULK WALL PENETRATION WHERE REQUIRED TO MEET BUILDING SPECIFIC RATINGS.
2.	HEADS CENTER OF TILE

LEGEND:

- RN PIPE RISER UP
- DN PIPE RISER DOWN
- AUXILIARY DRAIN
- PROPOSED PIPE
- SYSTEM RISER
- PIPE PITCH 1/4" MAINS 1/2" LINES
- 4 WAY SWAY BRACING
- 2 WAY SWAY BRACING
- HYDRAULIC CALC. POINT

DESIGN NOTES:

ALL PIPING 1 1/2" & LARGER TO BE SCHEDULE 10 WITH GROOVED DUCTILE IRON FITTING.

ALL PIPING 1 1/4" & SMALLER TO BE SCHEDULE 40 WITH APPROPRIATE FITTING.

POSITION, LOCATION, SPACING, AND USE OF SPRINKLERS SHALL BE IN ACCORDANCE WITH NFPA 13.

POSITION, LOCATION, SPACING, AND USE OF HANGERS SHALL BE IN ACCORDANCE WITH NFPA 13.

HYDRAULIC CALCULATION PROCEDURES HAVE BEEN DONE IN ACCORDANCE WITH NFPA 13. (SEE PLANS FOR LOCATION OF REMOTE AREAS, HYDRAULIC REFERENCE POINTS, AND SYSTEM DEMANDS.)

HIGH TECH FIRE PROTECTION IS TO BEGIN WORK AT 6" EXISTING DRY VALVE INSIDE OF BUILDING.

DIMENSIONS AND LOCATIONS GIVEN FOR SPRINKLER HEADS AND PIPE MAY VARY TO ACCOMMODATE ACTUAL FIELD CONDITIONS.

OWNER TO PROVIDE ADEQUATE HEAT THROUGHOUT BUILDING TO PREVENT WATER FILLED PIPING AND EQUIPMENT FROM FREEZING TEMPERATURES.

ALL MECHANICAL, ELECTRICAL AND PLUMBING TRADES TO COORDINATE THEIR WORK WITH SPRINKLER CONTRACTOR.

ALL ELECTRIC WORK IS TO BE DONE BY OTHERS.

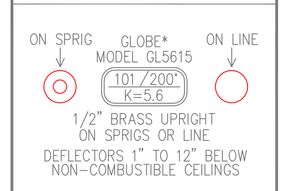

OR APPROVED EQUAL

TOTAL HEADS ON THIS SHEET 101

SCALE: 1/8"=1'-0"

DATE: NOVEMBER 24, 2010

DESIGNER: ED POULIN (RMS# 515)
CHECKED BY: T. FORTIN / J. FOSS
NICET LEVEL: III CERT # 108534

LOCATION:
144 FORE STREET
PORTLAND, ME

DRAWING TITLE:
PORTLAND DEPARTMENT OF VETERAN AFFAIRS (ABOVE ACT COVERAGE) FIRE PROTECTION PLAN (NFPA 13 2007ed.)

DRAWING NO.:
FP-02