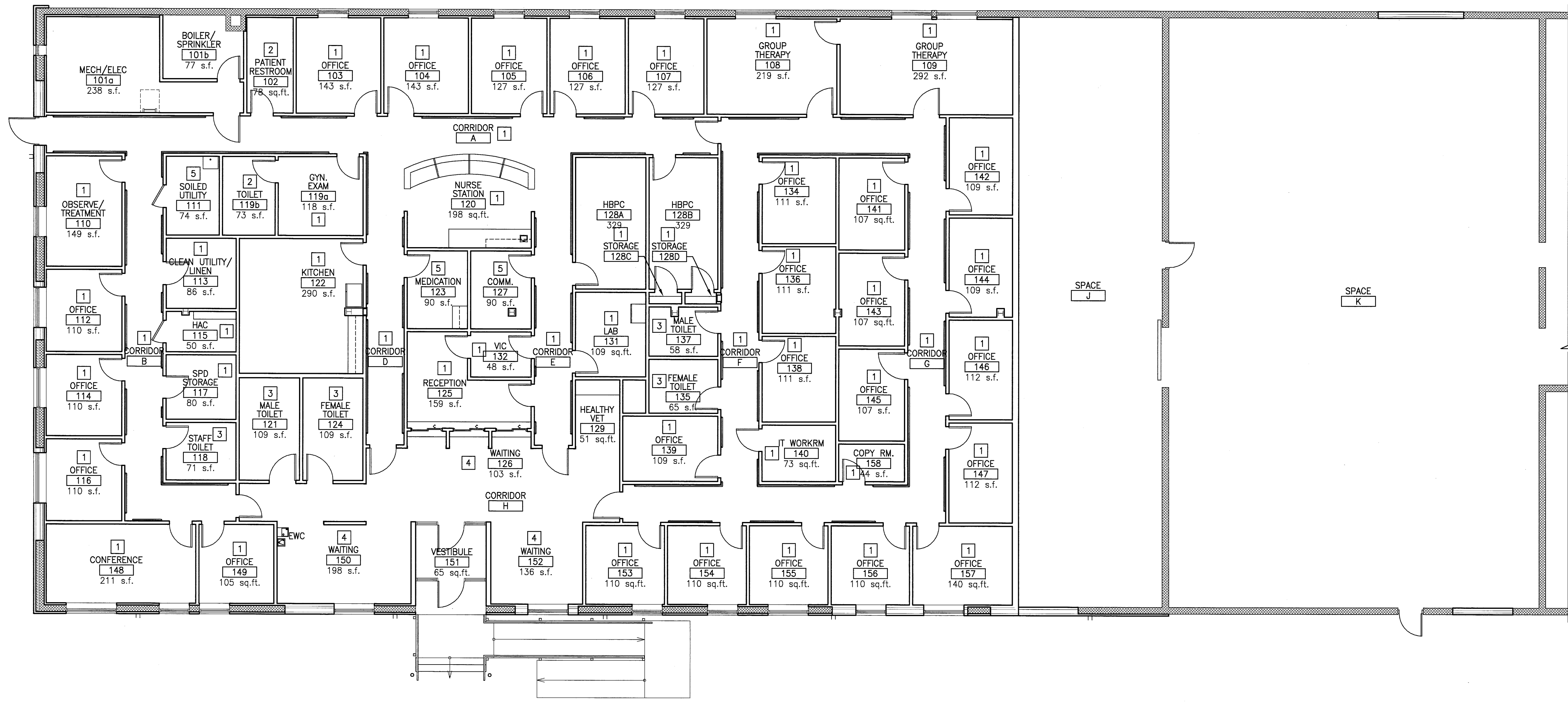

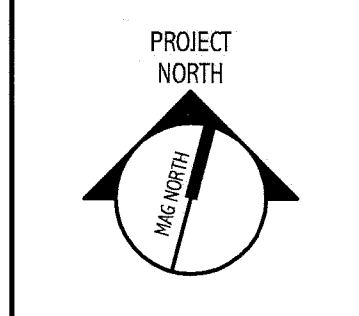



FLOOR AREA = 9975.00 SQ.FT.



144 Fore Street/P.O. Box 618
Portland, Maine 04104
tel. (207) 772-3846
fax. (207) 772-1070
www.smartinc.com

ARCHITECTURE
ENGINEERING
PLANNING
INTERIOR DESIGN
COMMISSIONING



DEPARTMENT OF
VETERAN AFFAIRS - PORTLAND
PORTLAND, MAINE

ISSUE FOR CONSTRUCTION
9-01-10

CURRENT ISSUE STATUS:

C1 FIRST FLOOR PLAN

1/8" = 1'-0"

FINISHES KEY

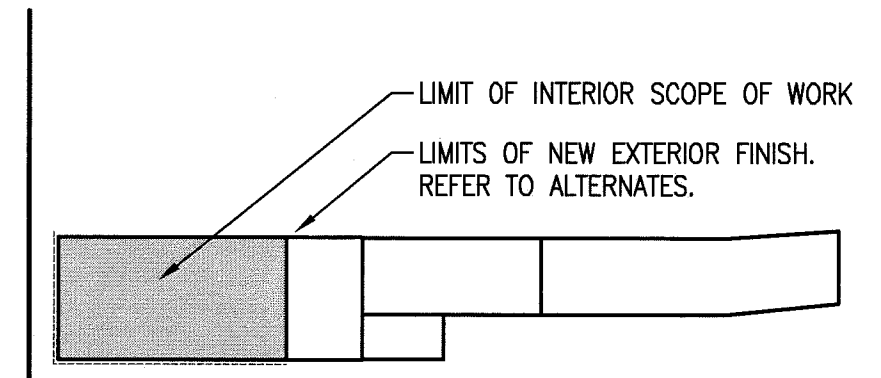
- 1 WALLS: GYP, PAINT
FLOOR: VCT
FL BASE: RESILIENT
CEILING: ACT-1
- 2 WALLS: 6"x6" CERAMIC TILE TO 58" AFF, GYP PAINT ABOVE TILE
FLOOR: 2"x2" CERAMIC TILE
FL BASE: 6"x6" COVE
CEILING: GYP, PAINT
- 3 WALLS: 6"x6" CERAMIC TILE TO 58" AFF, GYP PAINT ABOVE TILE
FLOOR: 2"x2" CERAMIC TILE
FL BASE: 6"x6" COVE TILE
CEILING: ACT-2
- 4 WALLS: GYP, PAINT
FLOOR: PAVER TILE
FL BASE: PAVER TILE (CUT TO 4" HT)
CEILING: ACT-1
- 5 WALLS: GYP, PAINT
FLOOR: VCT
FL BASE: RESILIENT
CEILING: GYP, PAINT

FINISH NOTES:

- 1. ACT-1 = 24"x48" SECOND LOOK
ACT-2 = WASHABLE

GENERAL NOTES:

- 1. SEE GIO01 FOR PROJECT GENERAL NOTES.



A13 KEY PLAN

N.T.S.

REV	DESCRIPTION	DATE
0	ISSUE FOR CONSTRUCTION	9-01-10

GRAPHIC SCALE:
0" 1"

SCALE: AS NOTED

PROJECT MANAGER: DRL
JC/DRAWN BY: TCM/CEB
A/E OF RECORD: DRL
CAD FILE: AF101-10022
PROJECT NO: 10022
DATE:

SHEET TITLE:
FIRST FLOOR FINISHES PLAN

SHEET No. **AF101**

© COPYRIGHT 2009 SMART INC.