
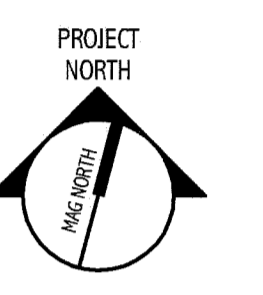



**GENERAL NOTES:**

1.

144 Fore Street/P.O. Box 618  
Portland, Maine 04104  
Tel. (207) 772-3846  
Fax. (207) 772-1070  
www.smartinc.com

ARCHITECTURE  
ENGINEERING  
PLANNING  
INTERIOR DESIGN  
COMMISSIONING



DEPARTMENT OF  
VETERAN AFFAIRS - PORTLAND  
PORTLAND, MAINE

ISSUE FOR CONSTRUCTION  
9-01-10

CURRENT ISSUE STATUS:

REV	DESCRIPTION	DATE
0	ISSUE FOR CONSTRUCTION	9-01-10

GRAPHIC SCALE:  
0" 1"

SCALE: AS NOTED  
PROJECT MANAGER: DRL  
JC/DRAWN BY: TCM/KMM  
A/E OF RECORD: DRL  
CAD FILE: AE501-10022  
PROJECT NO: 10022  
DATE: 8-09-10

SHEET TITLE:  
**ROOF DETAILS**

SHEET No. **AE501**  
© COPYRIGHT 2009 SMART INC.

J1		J5		J9	
-		-		-	
*		*		*	
E1		E5		E9	
-		MECHANICAL EQUIPMENT CURB		FLEXIBLE PENETRATION	
*		1/4" = 1'-0"		1/4" = 1'-0"	
A1		A5		A9	
HOT PIPE PENETRATION		PIPE PENETRATION BOOT		MULTIPLE CONDUIT PENETRATION	
1/4" = 1'-0"		1/4" = 1'-0"		1/4" = 1'-0"	
*		*		*	

NOTE: DETAIL AT TOP OF CURB  
MAY VARY PER EQUIPMENT  
MANUFACTURERS CURB  
REQUIREMENTS

REFERENCE DIV. 15  
FOR MECH. EQUIPMENT  
CURBS

