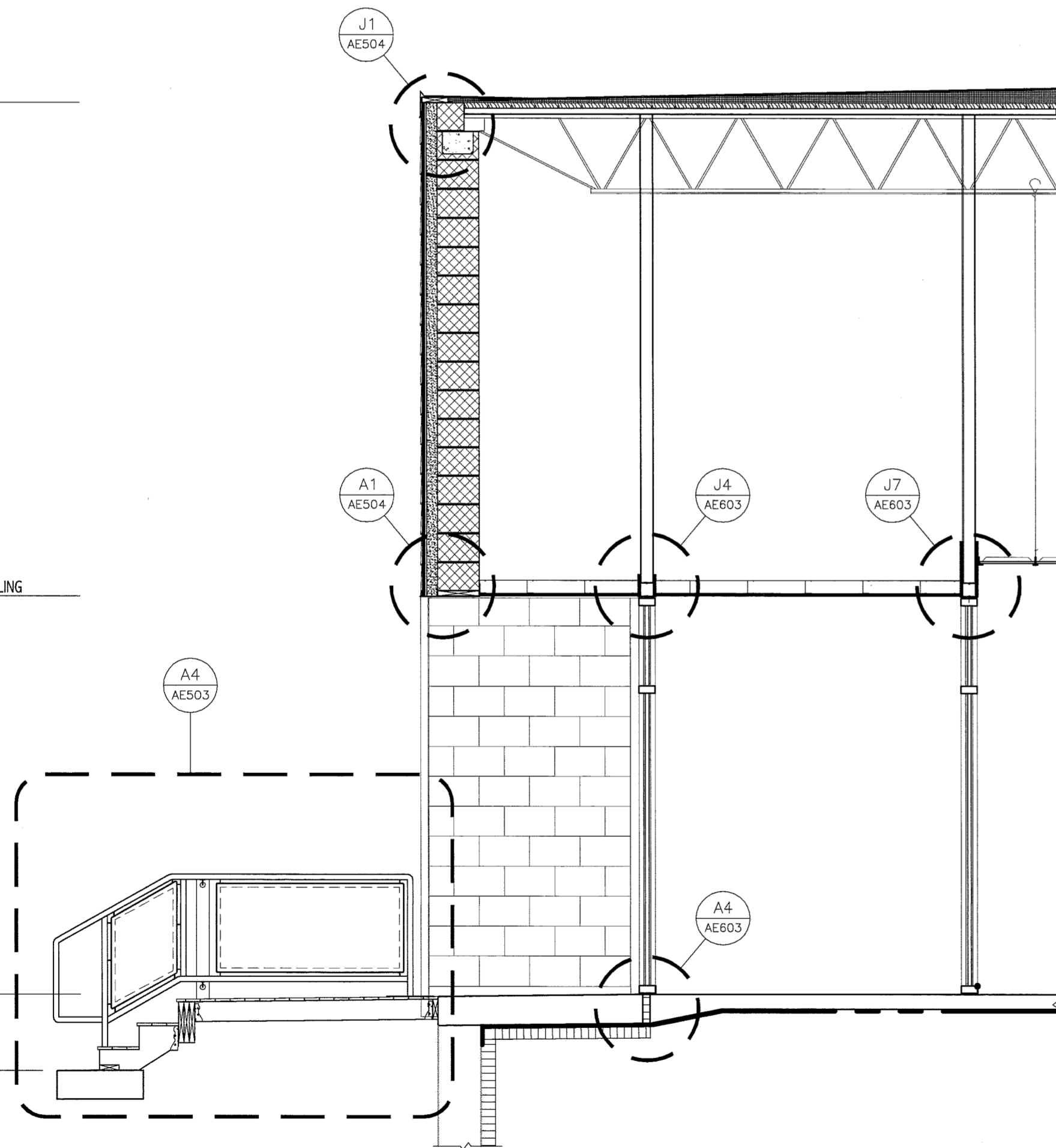


T.O. MASONRY
ELEV. = 120'-8" ±

UNDERSIDE OF CEILING
ELEV. = 109'-3"



T.O. CONC. SLAB
ELEV. = 100'-0"

GRADE
ELEV. = 98'-3"



144 Fore Street/P.O. Box 618
Portland, Maine 04104
tel. (207) 772-3846
fax. (207) 772-1070
www.smartinc.com

ARCHITECTURE
ENGINEERING
PLANNING
INTERIOR DESIGN
COMMISSIONING



DEPARTMENT OF
VETERAN AFFAIRS - PORTLAND
PORTLAND, MAINE

ISSUE FOR CONSTRUCTION
9-01-10

CURRENT ISSUE STATUS:

| REV | DESCRIPTION | DATE |
|-----|------------------------|---------|
| 0 | ISSUE FOR CONSTRUCTION | 9-01-10 |

GRAPHIC SCALE:
0" 1"

SCALE: AS NOTED
PROJECT MANAGER: DRL
JC/DRAWN BY: TCM/TCM
A/E OF RECORD: DRL
CAD FILE: AE312-10022
PROJECT NO: 10022
DATE:

SHEET TITLE:
WALL SECTIONS

SHEET No. **AE312**
© COPYRIGHT 2009 SMART INC.

| | | | | | | | |
|--------------|-----------------------|----|---|-----|---|-----|---|
| A1 | EXTERIOR WALL SECTION | A7 | - | A10 | - | A13 | - |
| 3/8" = 1'-0" | * | * | * | * | * | * | * |