
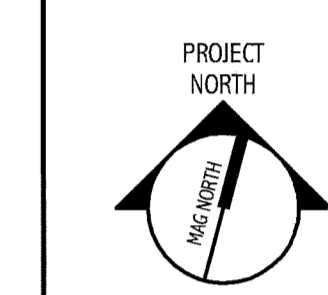





144 Fore Street/P.O. Box 618
Portland, Maine 04104
tel. (207) 772-3946
fax. (207) 772-1070
www.smrinc.com

ARCHITECTURE
ENGINEERING
PLANNING
INTERIOR DESIGN
COMMISSIONING



DEPARTMENT OF
VETERAN AFFAIRS - PORTLAND
PORTLAND, MAINE

ISSUE FOR CONSTRUCTION
9-01-10

CURRENT ISSUE STATUS:

REV	DESCRIPTION	DATE
0	ISSUE FOR CONSTRUCTION	9-01-10

GRAPHIC SCALE:
0' 1'

SCALE: AS NOTED

PROJECT MANAGER: DRL
JC/DRAWN BY: TCM/CEB
A/E OF RECORD: DRL
CAD FILE: AE121-10022
PROJECT NO: 10022
DATE:
SHEET TITLE:
REFLECTED CEILING PLAN
SHEET No. AE121
© COPYRIGHT 2009 SMRT INC.

C1 FIRST FLOOR REFLECTED CEILING PLAN

1/8" = 1'-0"

CEILING HEIGHT SCHEDULE

- ▲ 7'-2" A.F.F.
- ▲ 8'-0" A.F.F.
- ▲ 8'-10" A.F.F.
- ▲ 9'-0" A.F.F. (ALL CEILINGS U.N.O.)
- ▲ 10'-0" A.F.F.
- ▲ TOP OF UPPER CABINET

REFLECTED CEILING PLAN SYMBOL LEGEND

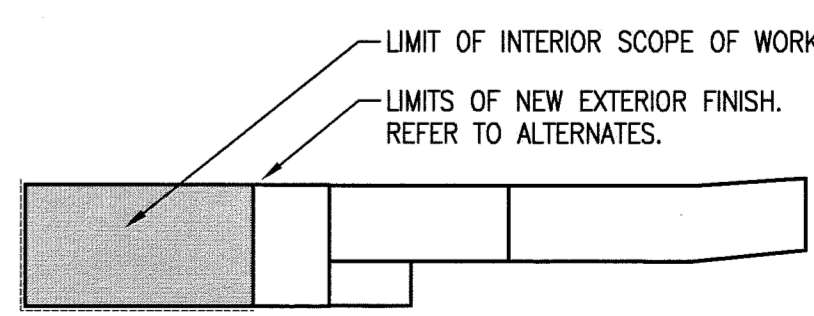
- | | | | |
|--|-----------------------------------------------|--|----------------------------------|
| | 2x2 SUSPENDED CEILING PANEL AND GRID ASSEMBLY | | SPRINKLER HEAD |
| | GWB CEILING | | CEILING MOUNTED SPEAKER |
| | 2x4 LAY-IN LIGHT FIXTURE | | CEILING MOUNTED SMOKE DETECTOR |
| | 2x2 LAY-IN LIGHT FIXTURE | | CEILING MOUNTED OCCUPANCY SENSOR |
| | PENDANT LIGHT FIXTURE | | NURSE CALL LIGHT, RE: ELEC. |
| | DOWN LIGHT | | RETURN AIR GRILLE |
| | CEILING MOUNTED EXIT LIGHT | | SUPPLY AIR GRILLE |
| | | | EXHAUST AIR GRILLE |

REFLECTED CEILING PLAN NOTES:

1. -

GENERAL NOTES:

1. SEE G1001 FOR PROJECT GENERAL NOTES.



A13

KEY PLAN

N.T.S.

*