

*CB# 233 - A - 004*



**Wright-Ryan Construction Inc**  
**REQUEST FOR INFORMATION**

No.: 00361  
Date: 1/8/2009

10 Danforth Street  
Portland, ME 04101

Phone: 207-773-3625  
Fax: 207-773-5173

**TO:** Attn: Scott Benson  
SMRT  
144 Fore Street  
Portland, ME 04101  
Phone: 207 772-3846 Fax: 207 772-1070

**PROJECT:** MTA Administration Building  
**JOB:** 0721

**Subject:** Firestopping Identification

**1. REQUEST:**

Specification section 078413 calls for the through penetration firestopping to be labeled with metal or plastic labels and the associated markings noted. A typical practice for this situation is to create large stencils for each type of rated wall condition and spray paint this stencil above the finished ceilings evry 5'-0" to 10'-0". Would it be acceptable to use this method in lieu of what is noted wiithin the specifications? Please advise.

**Information Requested By:** Craig Hill

**Clarification/Action:** Please respond by or before 1/15/2009 in order to minimize delay or interference with the ability to proceed with the work.

**2. ANSWER:**

SMRT takes no exception to stencil painting the applicable fire rating on walls above ceilings at 5'-0" intervals provided WRC verifies that this method of memorializing the rating is acceptable to the fire authorities having jurisdiction.

Answered By: SMRT

Date: Jan. 14, 2009

Signed: *Scott Benson*  
Scott Benson

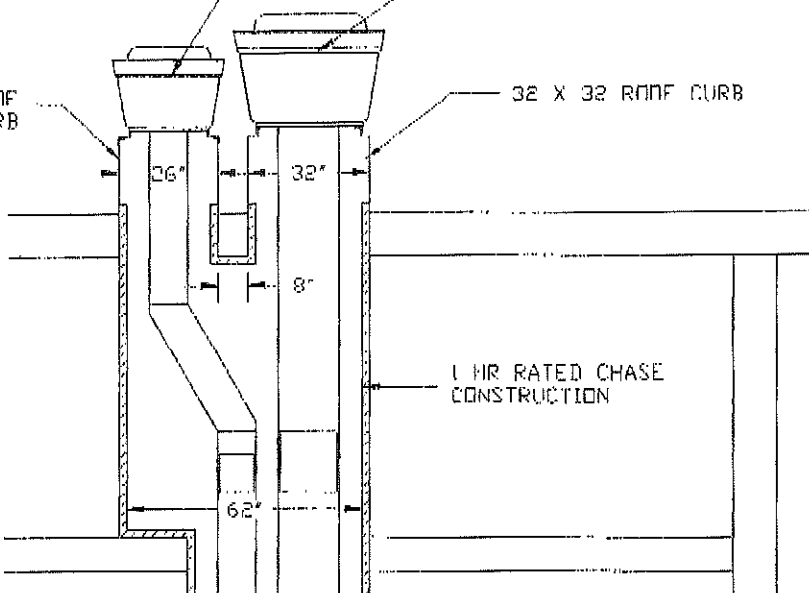
*CBU 037 - R-003*

DIRECT-DRIVE EXHAUST BLOWER  
1/2 HP MOTOR WITH 1050 CFM  
AT 1/2" w.c. UL LISTED

BELT-DRIVE EXHAUST BLOWER  
1 HP MOTOR WITH 3174 CFM  
AT 3/4" w.c. UL LISTED

26 X 26 ROOF CURB

32 X 32 ROOF CURB



10 X 10 DUCT  
- 16 ga

16 X 16 DUCT  
- 16 ga

CLEAN-OUT (TYP.)

CLEAN-OUT  
AND DRAIN

24' HIGH SS ENCLOSURE  
PANELS WITH SHEET ROCK ABOVE

10' X 42" SS  
VENT HOOD

7 - 20 X 16 FILTERS  
@ 45° FROM HORIZONTAL

FLUSH OUT BACK WALL WITH  
METAL STUDS AND FIRE CODE SHEET ROCK

108"

78"

JOE'S NY PIZZA  
PORTLAND, ME

SCALE 1/4" = 1'-0" DATE 7-23-08 DRAWN BY RDD

KITCHEN HOOD VENTILATION SYSTEM  
SECTION @ 10' HOOD EXHAUST DUCT  
DRAWING NUMBER

REV. 8-4-08

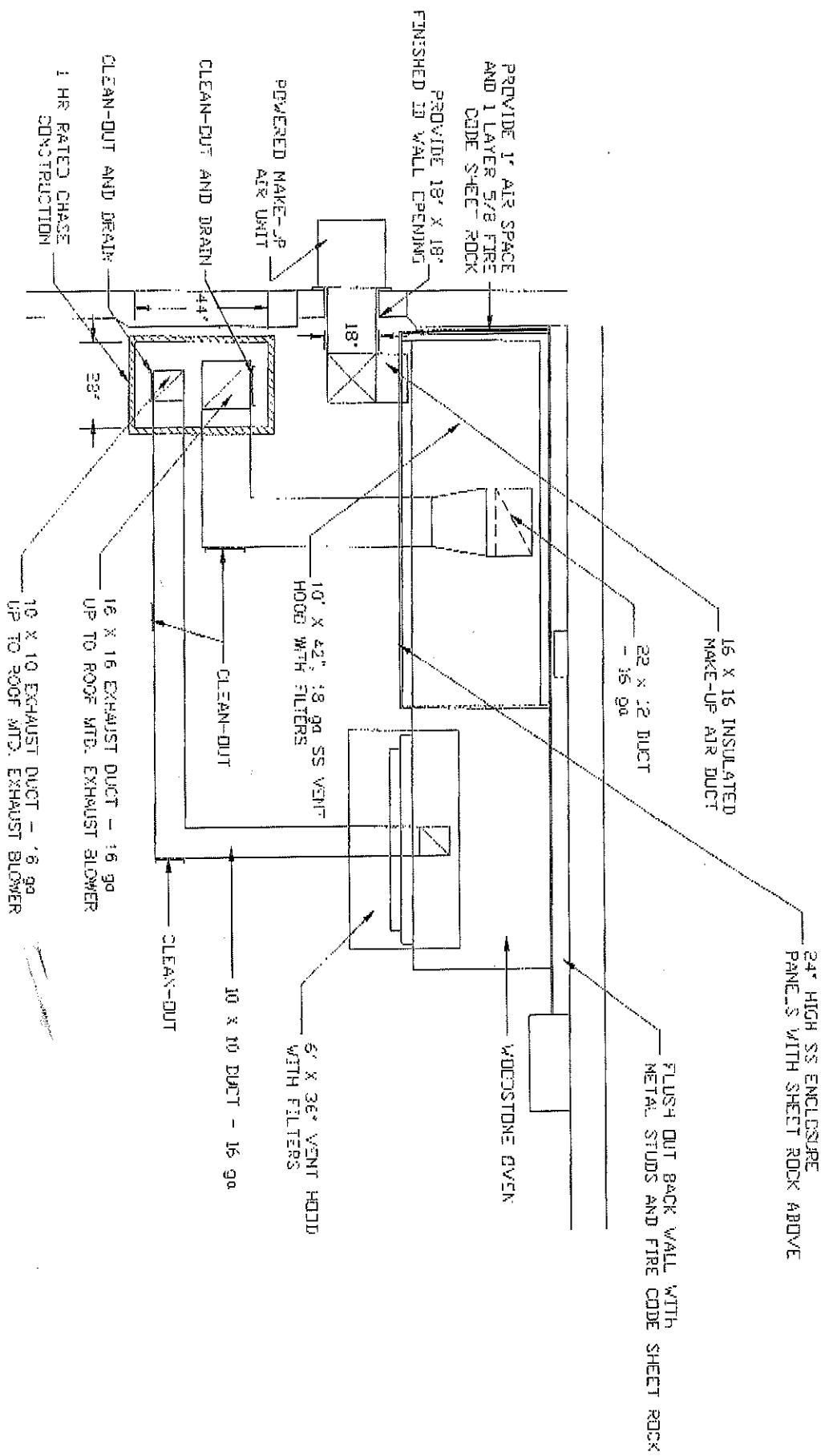
KV-3

NEW ENGLAND VENTILATION TECHNOLOGIES



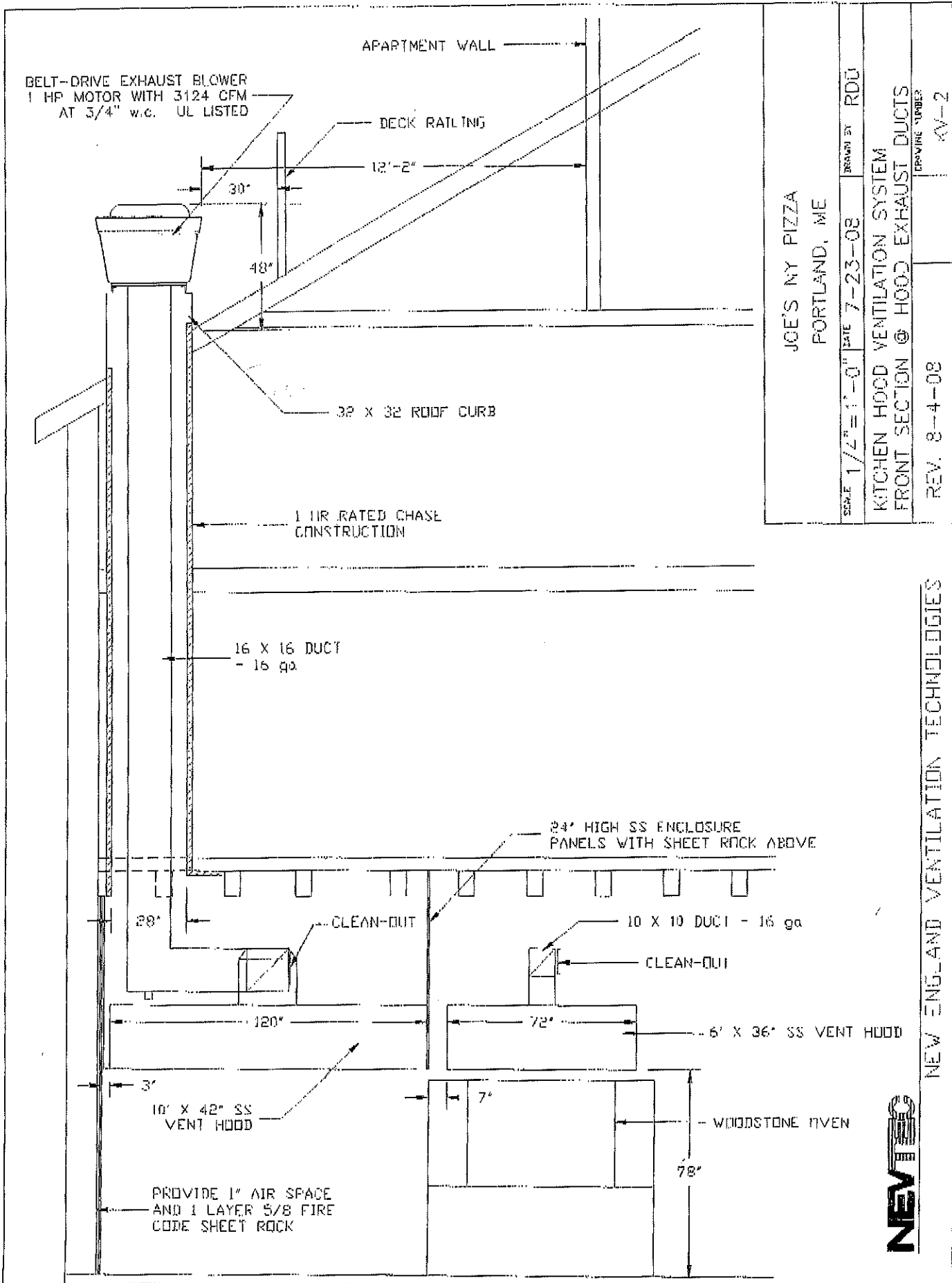


NEW ENGLAND VENTILATION TECHNOLOGIES



- NOTES:
1. AN APPROVED FIRE SUPPRESSION SYSTEM TO BE INSTALLED.
  2. 3 - NFPA APPROVED LIGHTS TO BE INCLUDED WITH HOOD.

JOE'S NY PIZZA	
PORTLAND, ME	
SCALE 1/4" = 1'-0"	DATE 7-23-08
KITCHEN HOOD VENTILATION SYSTEM	
PLAN VIEW	
REV. 8-4-08	ISSUING NUMBER HV-1
DRAWN BY ROD	



JOE'S NY PIZZA  
 PORTLAND, ME

SCALE 1/2" = 1'-0" DATE 7-23-08 DRAWN BY RDU

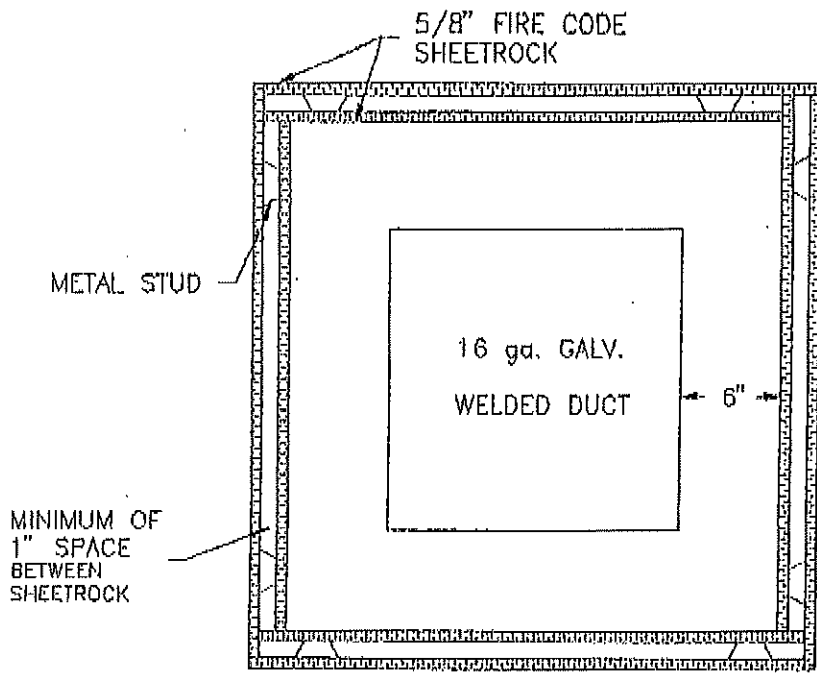
KITCHEN HOOD VENTILATION SYSTEM  
 FRONT SECTION @ HOOD EXHAUST DUCTS  
 DRAWING NUMBER

REV. 8-4-08

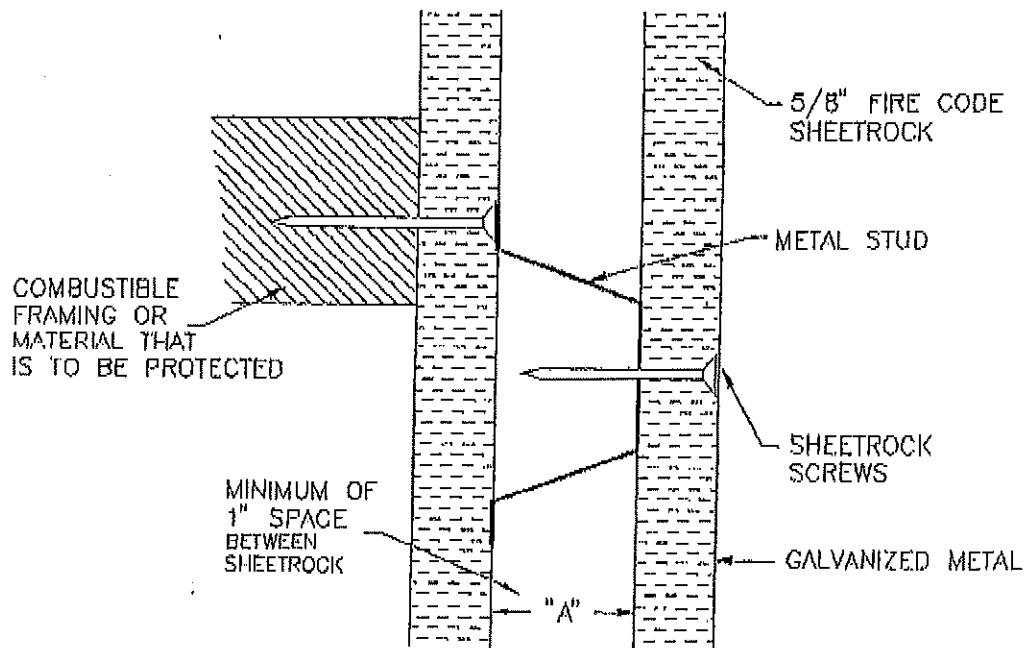
NEW ENGLAND VENTILATION TECHNOLOGIES



ENG\CHASE



1-HR FIRE RATED CHASE CONSTRUCTION DETAIL



WALL AND CEILING PROTECTION DETAIL

Both layers of fire code sheetrock are to have tape and dry wall compound over joints and compound over the nails and screws.

NEW ENGLAND VENTILATION TECHNOLOGIES



DIRECT-DRIVE EXHAUST BLOWER  
1/2 HP MOTOR WITH 1050 CFM  
AT 1/2" w.c. UL LISTED

BELT-DRIVE EXHAUST BLOWER  
1 HP MOTOR WITH 3124 CFM  
AT 3/4" w.c. UL LISTED

26 X 26 ROOF CURB

32 X 32 ROOF CURB

10 X 10 DUCT  
- 16 ga

1 HR RATED CHASE  
CONSTRUCTION

16 X 16 DUCT  
- 16 ga

CLEAN-OUT (TYP.)

CLEAN-OUT  
AND DRAIN

24" HIGH SS ENCLISURE  
PANELS WITH SHEET ROCK ABOVE

10' X 42" SS  
VENT HOOD

7 - 20 X 16 FILTERS  
@ 45° FROM HORIZONTAL

108"

78"

FLUSH OUT BACK WALL WITH  
METAL STUDS AND FIRE CODE SHEET ROCK

JOE'S NY PIZZA  
PORTLAND, ME

SCALE: 1/4" = 1'-0" DATE: 7-23-08 DRAWN BY: RDD

KITCHEN HOOD VENTILATION SYSTEM  
SECTION @ 10' HOOD EXHAUST DUCT  
DRAWING NUMBER: RDD

REV. 8-4-08

KV-3

NEW ENGLAND VENTILATION TECHNOLOGIES

