

**City of Portland, Maine - Building or Use Permit Application**

389 Congress Street, 04101 Tel: (207) 874-8703, Fax: (207) 874-8716

**PERMIT ISSUED**

Permit No: 04-0646	Issue Date: MAY 27 2004	CBL: 017 E015001
-----------------------	----------------------------	---------------------

Location of Construction: 36 Waterville St	Owner Name: Connolly Michael C &	Owner Address: 36 Waterville St #4 CITY OF PORTLAND	Phone:
Business Name:	Contractor Name: Brian Norton	Contractor Address: 137 Boothby Ave South Portland	Phone 2077996431
Lessee/Buyer's Name	Phone:	Permit Type: HVAC	Zone: R6

Past Use: Multi Family/5 Unit	Proposed Use: Multi Family/5 Unit Condo/ Install a natural gas heat N Glo fireplace on flr in livingroom - top flr unit	Permit Fee: \$30.00	Cost of Work: \$395.00	CEO District: 1
<p><i>Legal Use: 5 family Condominium-dwelling units</i></p>		FIRE DEPT: <input checked="" type="checkbox"/> Approved <input type="checkbox"/> Denied	INSPECTION: Use Group: <i>N/A</i> Type: <i>5/13/04</i>	
Proposed Project Description: Install a natural gas Heat N Glo fireplace on flr in livingroom - top flr unit		Signature: <i>[Signature]</i>	Signature: <i>[Signature]</i>	
PEDESTRIAN ACTIVITIES DISTRICT (P.A.D.)				
Action: <input checked="" type="checkbox"/> Approved <input type="checkbox"/> Approved w/Conditions <input type="checkbox"/> Denied				
Signature:		Date:		

Permit Taken By: Idobson	Date Applied For: 05/21/2004	<b>Zoning Approval</b>		
-----------------------------	---------------------------------	------------------------	--	--

<b>Special Zone or Reviews</b> <input type="checkbox"/> Shoreland <input checked="" type="checkbox"/> Wetland <i>TO remain 5 families only</i> <input type="checkbox"/> Flood Zone <input type="checkbox"/> Subdivision <input type="checkbox"/> Site Plan Maj <input type="checkbox"/> Minor <input type="checkbox"/> MM <input type="checkbox"/> <i>ok</i> Date:	<b>Zoning Appeal</b> <input type="checkbox"/> Variance <input type="checkbox"/> Miscellaneous <input type="checkbox"/> Conditional Use <input type="checkbox"/> Interpretation <input type="checkbox"/> Approved <input type="checkbox"/> Denied Date:	<b>Historic Preservation</b> <input checked="" type="checkbox"/> Not in District or Landmark <input type="checkbox"/> Does Not Require Review <input type="checkbox"/> Requires Review <input type="checkbox"/> Approved <input type="checkbox"/> Approved w/Conditions <input type="checkbox"/> Denied Date:
--	---	--

**CERTIFICATION**


I hereby certify that I am the owner of record of the named property, or that the proposed work is authorized by the owner of record and that I have been authorized by the owner to make this application as his authorized agent and I agree to conform to all applicable laws of this jurisdiction. In addition, if a permit for work described in the application is issued, I certify that the code official's authorized representative shall have the authority to enter all areas covered by such permit at any reasonable hour to enforce the provision of the code(s) applicable to such permit.

SIGNATURE OF APPLICANT	ADDRESS	DATE	PHONE
RESPONSIBLE PERSON IN CHARGE OF WORK, TITLE	DATE	PHONE	



FILL IN AND SIGN WITH INK

# APPLICATION FOR PERMIT HEATING OR POWER EQUIPMENT



017 E 015

To the INSPECTOR OF BUILDINGS, PORTLAND, ME.

The undersigned hereby applies for a permit to install the following heating, cooking or power equipment in accordance with the Laws of Maine, the Building Code of the City of Portland, and the following specifications:

Location / CBL 36 WATERVILLE ST (TOP MA) Use of Building RESIDENCE Date 4/19/04  
Name and address of owner of appliance MIKE CONNOLLY (SAME ABOVE)

Installer's name and address BRIAN NORTON  
137 BOOTHBY AVE, SOUTH PORTLAND MAINE 04106 Telephone 799-6431

### Location of appliance:

- Basement
- Floor LIVINGROOM
- Attic
- Roof

### Type of Fuel:

- Gas NATURAL
- Oil
- Solid

Appliance Name: HEAT N GLO COCO TRXING

U.L. Approved  Yes  No

Will appliance be installed in accordance with the manufacture's installation instructions?  Yes  No

IF NO Explain: \_\_\_\_\_

### The Type of License of Installer:

- Master Plumber # \_\_\_\_\_
- Solid Fuel # \_\_\_\_\_
- Oil # \_\_\_\_\_
- Gas # PNT3869
- Other \_\_\_\_\_


### Type of Chimney:

- Masonry Lined  
Factory built \_\_\_\_\_
- Metal  
Factory Built U.L. Listing # \_\_\_\_\_
- Direct Vent " " " "  
Type ST88 0 UL# \_\_\_\_\_

### Type of Fuel Tank

- Oil
- Gas

STREET GAS



Size of Tank \_\_\_\_\_

Number of Tanks \_\_\_\_\_

Distance from Tank to Center of Flame \_\_\_\_\_ feet.

Cost of Work: \$ 395.00

Permit Fee: \$ 30.00

### Approved

Fire: [Signature]

Ele.: \_\_\_\_\_

Bldg.: [Signature]

Signature of Installer Brian D. Vetter

### Approved with Conditions

- See attached letter or requirement

Inspector's Signature \_\_\_\_\_

Date Approved \_\_\_\_\_

STATE OF MAINE  
CHIMNEY OR FIREPLACE DISCLOSURE

Dear Consumer: State law, specifically 32 M.R.S.A., Chapter 33, requires chimney or fireplace installers, as of January 1, 1992, to provide you with this Disclosure prior to the installation work being done on your chimney or fireplace. The purpose of this Disclosure is to help you, as a consumer, make an informed decision as to the abilities of the installer and under what requirements the installation must comply. It is important to note that the State of Maine does not require registration or licensure of chimney or fireplace installers; however, it is just as important to realize that many fires are caused each year by improperly constructed fireplaces and chimneys. For further information about this law, call the Division of Licensing & Registration at 624-8629 or write to the Division at #35 State House Station, Augusta, Maine 04333

INSTALLER INFORMATION

Name of Installer BRIAN NORTON  
D.B.A. \_\_\_\_\_  
Name of Installer (if incorporated) \_\_\_\_\_  
D.B.A. \_\_\_\_\_  
Legal Address 9 COMMERCIAL ST PORTLAND  
(Street and No.) (City or Town)  
MAINE 04101  
(State) (County) (Zip Code)  
Home Telephone 207 / 799 / 6431 Business Telephone 207 / 772 / 2155  
Years of experience doing fireplace or chimney installations 3

CONSUMER IDENTIFICATION

Consumer's Name MIKE CONNOLLY  
Mailing Address 36 WATERVILLE ST (TOP FLOOR) PORTLAND  
(Street and No.) (City or Town)  
MAINE 04101  
(State) (County) (Zip Code)  
Home Telephone 207 / 774 / 3392 Business Telephone  / /

Installer, please give a brief description of installation being offered.

ZERO CLEARANCE DIRECT VENT FIREPLACE  
VENTED DIRECTLY OFF BACK THROUGH OUTSIDE WALL  
FUEL IS NATURAL GAS

I, BRIAN NORTON, the installer, hereby attest that the preceding information provided is true to the best of my knowledge. I also understand that if I fail to conform with the standards as outlined in NFPA 211 that I shall be subject to penalties as outlined under Title 32, Chapter 33, O.L. and Solid Fuel Board.

Signature Brian Norton Date 5/19/04

**INSTALLATION STANDARDS**

Please check the type of unit(s) that will be installed:

**Factory-Built Chimney and Chimney Units.**

Factory-built chimney and chimney units shall be listed and shall be installed in accordance with the temperature conditions of the listing and the manufacturer's instructions and all requirements of NFPA 221 for chimneys, fireplaces, vents and solid fuel appliances.

**Masonry Chimney.**

Masonry chimneys shall be designed, anchored, supported and re-enforced as required by NFPA 211 for chimneys, fireplaces, vents and solid fuel appliances.

**Metal Chimney.** *DIRECT VENT PIPE 8" X 5"*

Metal chimneys shall be constructed in accordance with NFPA 211, and shall apply good engineering practices as necessary for:

1. Strength to resist stress
2. Adequate anchoring and bracing
3. Durability
4. Security against leakage
5. Allowances for thermal expansion

**Factory Built Fireplace.**

Factory built fireplaces shall be listed and shall be installed in accordance with the terms of its listing and all applicable sections of NFPA 211.

**Masonry Fireplace.**

Masonry fireplaces shall meet the requirements of NFPA 211, Chapter 7 and all other pertinent sections.

**Other**

Please list on separate sheet of paper if making repairs of pre-existing chimneys, such as repair or replacement of chimney liners, etc.

**CONSUMER CHECKLIST**

1. Have you asked for references to be provided by the installer?
2. Is the installer familiar with the NFPA 211 codes and does the installer carry a code book?
3. If the installation is a pre-fabricated or fireplace, is its manufacturer registered with the Maine Oil & Solid Fuel Bd.
4. Does the installer provide any type of Written guarantee for the product installation being proposed?
5. Has the installer provided you with a written contract? 10 M.R.S.A. Chapter 219-A requires written contracts for any home remodeling or construction with an estimated cost in excess of \$1,400.
6. Have you asked the local fire department or code enforcement officials to inspect the installation during and after completion?

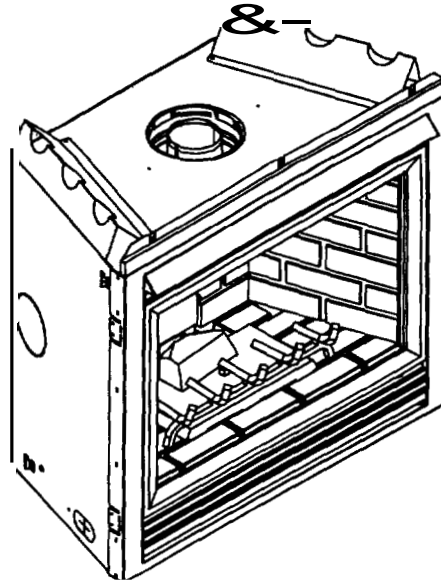


Model No. 6000TRXI  
 Serial No. 1133

**HEAT-N-GLO**  
 No one builds a better fire

**Model:  
 6000TRXI**

**Installed Guide**



**UL**  
**LISTED**  
 Underwriters  
 Laboratories Listed

Model No. 6000TRXI  
 Serial No. 1133

**WARNING: IF THE INFORMATION IN THESE INSTRUCTIONS IS NOT FOLLOWED EXACTLY, A FIRE OR EXPLOSION MAY RESULT CAUSING PROPERTY DAMAGE, PERSONAL INJURY, OR DEATH.**

- Do not store or use gasoline or other flammable vapors and liquids in the vicinity of this or any other appliance.
- **What to do if you smell gas**
  - Do not try to light any appliance.
  - **Do** not touch any electrical switch.
  - Do not use any phone in your building.
  - Immediately call your gas supplier from a neighbor's phone. Follow the gas supplier's instructions.
  - If you cannot reach your gas supplier, call the fire department.
- Installation and service must be performed by a qualified installer, service agency, or the gas supplier.

**READ THIS MANUAL BEFORE INSTALLING OR OPERATING THIS APPLIANCE. THIS INSTALLERS GUIDE MUST BE LEFT WITH APPLIANCE FOR FUTURE REFERENCE.**

**WARNING: IMPROPER INSTALLATION, ADJUSTMENT, ALTERATION, SERVICE OR MAINTENANCE CAN CAUSE INJURY OR PROPERTY DAMAGE. REFER TO THIS MANUAL FOR ASSISTANCE OR ADDITIONAL INFORMATION CONSULT A QUALIFIED INSTALLER, SERVICE AGENCY, OR THE GAS SUPPLIER.**

1. This appliance may be installed in an aftermarket, permanently located, manufactured (mobile) home, where not prohibited by local codes.
2. This appliance is only for use with the type of gas indicated on the rating plate. This appliance is not convertible for use with other gases, unless a certified kit is used.

Printed in U.S.A. Copyright 2001,  
 Heat-N-Glo, a division of Hearth Technologies Inc.  
 20802 Kensington Boulevard, Lakeville, MN 55044

Please contact your Heat-N-Glo dealer with any questions or concerns. For the number of your nearest Heat-N-Glo dealer, please call 952-985-6000.

This product is covered by one or more of the following patents: (United States) 4,112,913; 4,408,594; 4,422,426; 4,424,792; 4,520,791; 4,793,322; 4,852,548; 4,875,464; 5,000,162; 5,016,609; 5,076,254; 5,191,877; 5,218,953; 5,328,356; 5,429,495; 5,452,708; 5,542,407; 5,613,487; (Australia) 543790; 586383; (Canada) 1,123,296; 1,297,746; 2,195,264; (Mexico) 97-0457; (New Zealand) 200265; or other US and foreign patents pending.

386-900C 5/01