RESERVED FOR DIGITAL STAMP

REVISED 1.7.16
REVISED 3.14.16

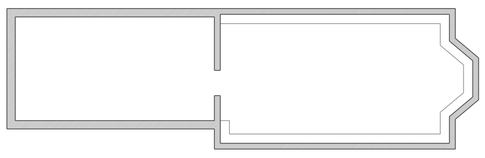

EXISTING BASEMENT PLAN
NO SCALE

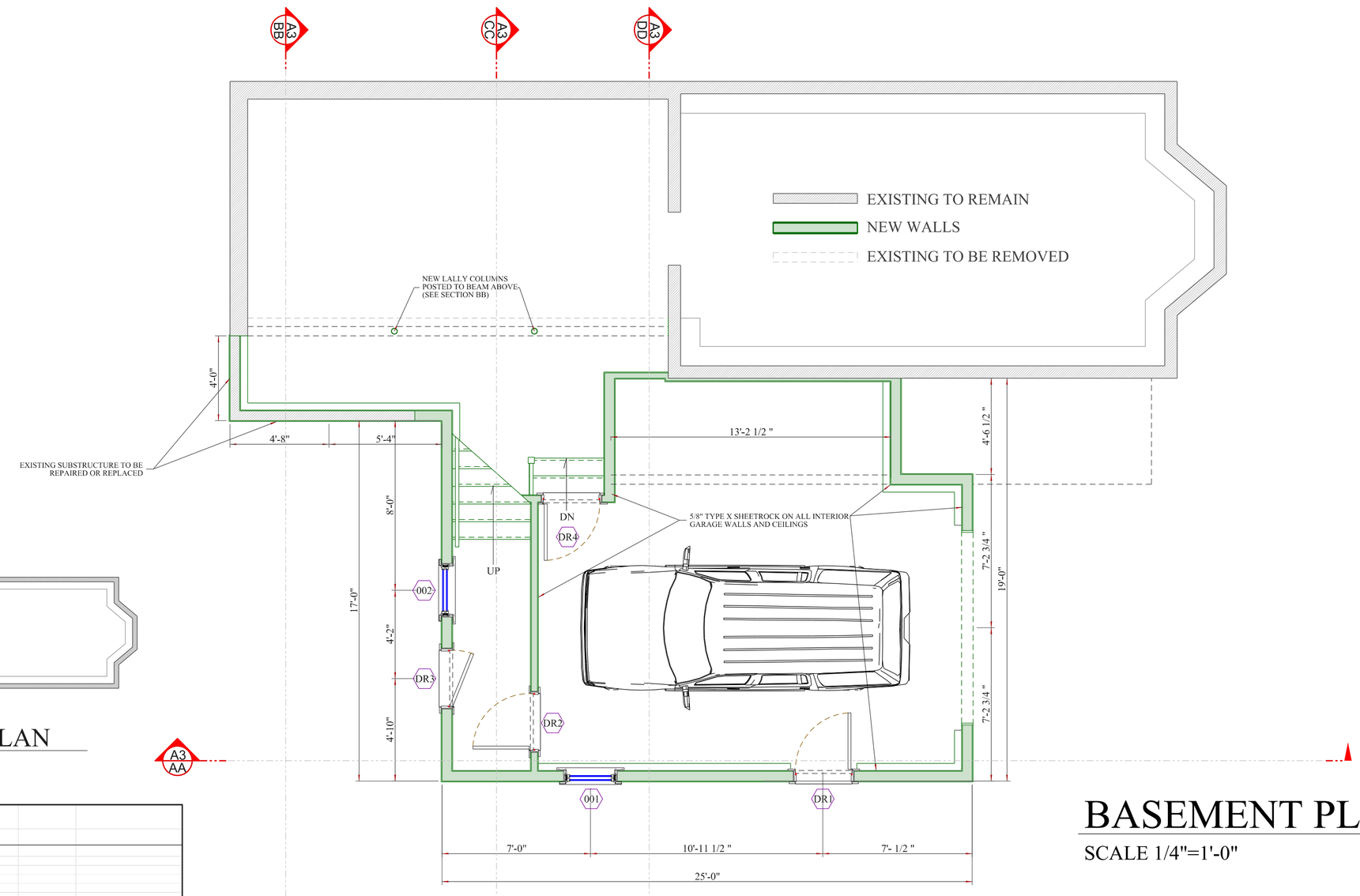

BASEMENT PLAN
SCALE 1/4"=1'-0"

WINDOW SCHEDULE

REICHE RESIDENCE - 50 WATERVILLE ST.

*CALL NUMBERS ARE GLASS SIZE FOR DOUBLE HUNGS, FRAME SIZE FOR CASEMENTS AND AWNINGS
NOTE: ROUGH OPENINGS ARE APPROXIMATE.

3 1/2" SIDE CASING (UNLESS NOTED OTHERWISE)
4 1/2" TOP CASING (UNLESS NOTED OTHERWISE)
4 9/16" JAMB

WINDOW /DOOR NUMBER	LOCATION	TYPE/ STYLE	CALL OUT SIZE*			MULL	LITE CUT	ROUGH OPENING	HEADER HEIGHT	NOTES
			width	height	height lower sash	number of units				
BASEMENT										
001		DOUBLE HUNG	28	24			2W 1H	33w X 57.5h in.	91.5 in.	TEMPERED GLASS
002		DOUBLE HUNG	28	24			2W 1H	33w X 57.5h in.	82.5 in.	TEMPERED GLASS
FIRST FLOOR										
101		CASEMENT	28	38			2W 2H	28.5w X 38.5h in.	85.5 in.	TEMPERED GLASS
102		DOUBLE HUNG	22	22			2W 1H	27w X 53.5h in.	75.25 in.	TEMPERED GLASS
103		DOUBLE HUNG	32	28			2W 1H	36.5w X 65.5h in.	89.25 in.	TEMPERED GLASS
104		DOUBLE HUNG	22	22			2W 1H	27w X 53.5h in.	75.25 in.	TEMPERED GLASS
105		DOUBLE HUNG	32	28		4	2W 1H	143.5w X 65.5h in.	84.75 in.	TEMPERED GLASS
106		DOUBLE HUNG	28	32		3	2W 1H	101.5w X 73.5h in.	82.75 in.	TEMPERED GLASS
107		DOUBLE HUNG	28	32			2W 1H	33w X 73.5h in.	82.75 in.	TEMPERED GLASS
108		DOUBLE HUNG	24	18			2W 1H	29w X 45.5h in.	82.75 in.	TEMPERED GLASS
109		DOUBLE HUNG	24	18		2	2W 1H	59.5w X 45.5h in.	82.75 in.	TEMPERED GLASS
110		DOUBLE HUNG	28	24			2W 1H	33w X 57.5h in.	82.75 in.	TEMPERED GLASS
SECOND FLOOR										
201		DOUBLE HUNG	26	24			2W 1H	31w X 57.5h in.	74.25 in.	TEMPERED GLASS
202		DOUBLE HUNG	24	20			2W 1H	29w X 49.5h in.	67.75 in.	TEMPERED GLASS
203		DOUBLE HUNG	24	20			2W 1H	29w X 49.5h in.	67.75 in.	TEMPERED GLASS
204		DOUBLE HUNG	24	18			2W 1H	29w X 45.5h in.	74 in.	TEMPERED GLASS
205		DOUBLE HUNG	26	28		3	2W 1H	31w X 65.5h in.	86 in.	TEMPERED GLASS
206		DOUBLE HUNG	28	22			2W 1H	33w X 53.5h in.	74 in.	TEMPERED GLASS
207		DOUBLE HUNG	24	20			2W 1H	29w X 49.5h in.	67.75 in.	TEMPERED GLASS
DOORS										
DR 1		METAL CLAD	32	82				34.5w X 84.5h in.		
DR 2		METAL CLAD	32	82				34.5w X 84.5h in.		MIN 20 MINUTE RATING / 1-3/8" THK
DR 3		FRENCH "IN SWING"	30	82				36-7/16w X 84.5h in.		
DR 4		METAL CLAD	32	82				34.5w X 84.5h in.		MIN 20 MINUTE RATING / 1-3/8" THK

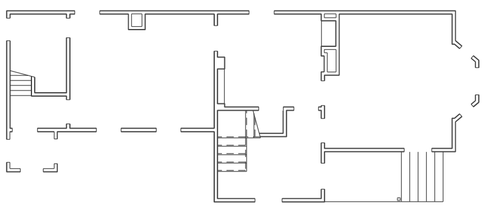

EXISTING 1ST FLOOR PLAN
NO SCALE

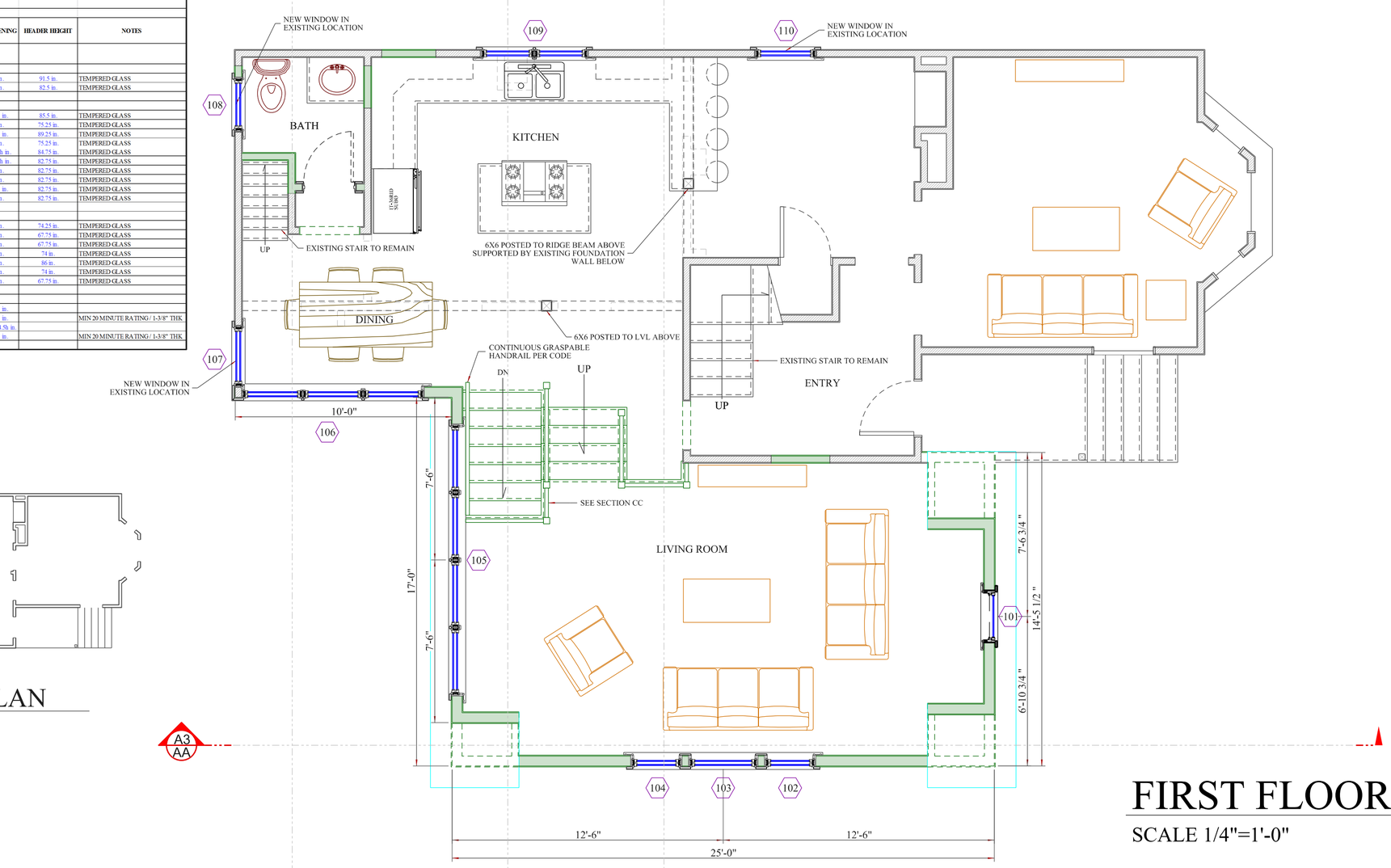

FIRST FLOOR PLAN
SCALE 1/4"=1'-0"

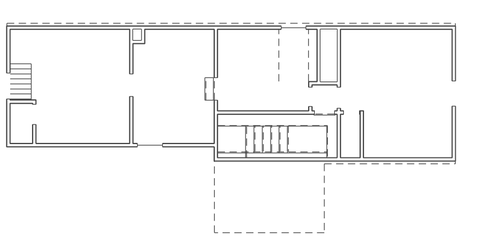

EXISTING 2ND FLOOR PLAN
NO SCALE

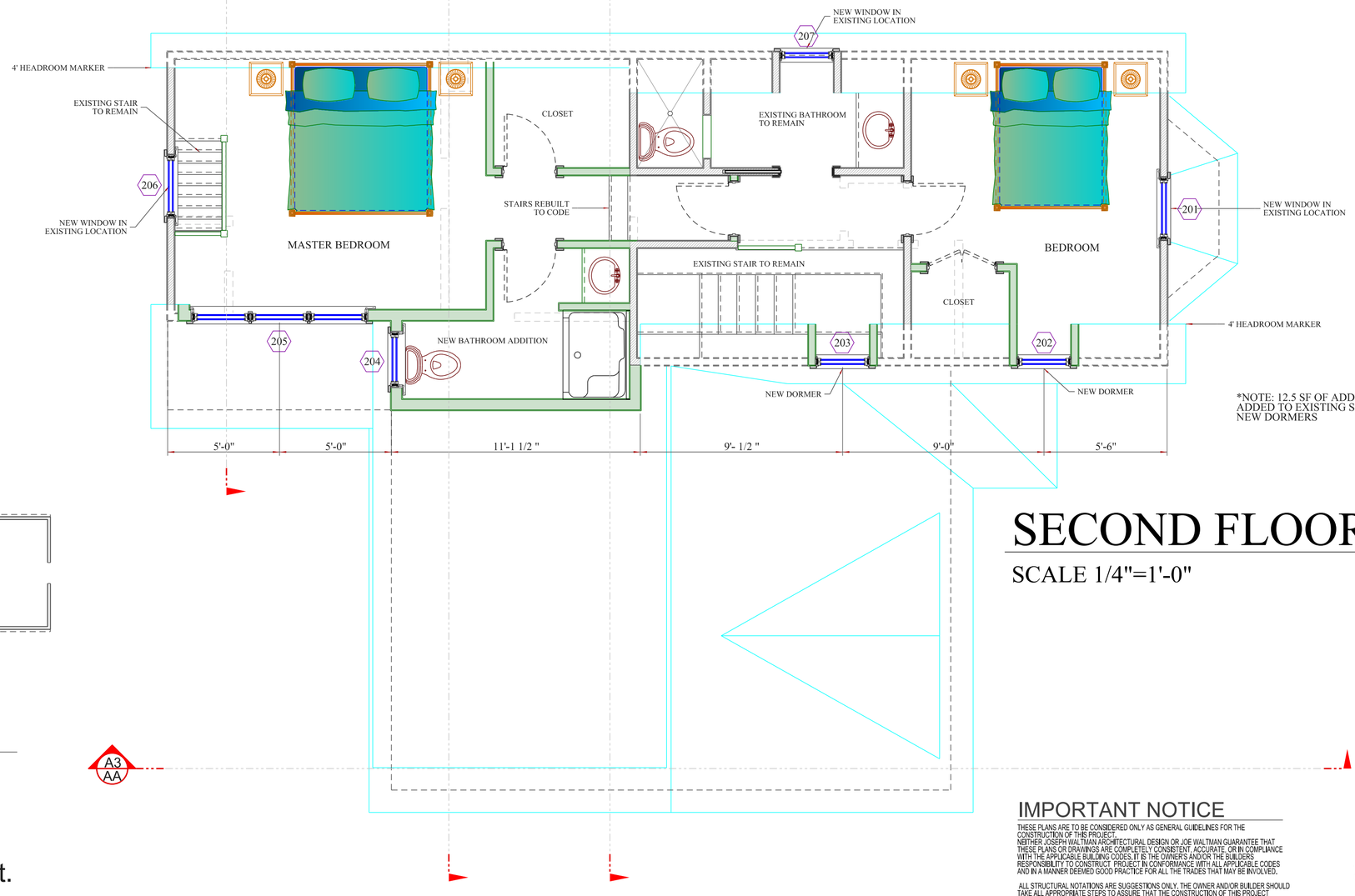

*NOTE: 12.5 SF OF ADDITION SQUARE FOOTAGE ADDED TO EXISTING STRUCTURE VIA NEW DORMERS

SECOND FLOOR PLAN
SCALE 1/4"=1'-0"

0 1 2 4 8 16ft.
GRAPHIC SCALE

IMPORTANT NOTICE

THESE PLANS ARE TO BE CONSIDERED ONLY AS GENERAL GUIDELINES FOR THE CONSTRUCTION OF THIS PROJECT.
NEITHER JOSEPH WALTMAN ARCHITECTURAL DESIGN OR JOE WALTMAN GUARANTEE THAT THESE PLANS OR DRAWINGS ARE COMPLETELY CONSISTENT, ACCURATE, OR IN COMPLIANCE WITH THE APPLICABLE BUILDING CODES. IT IS THE OWNER'S AND/OR THE BUILDERS RESPONSIBILITY TO CONSTRUCT PROJECT IN CONFORMANCE WITH ALL APPLICABLE CODES AND IN A MANNER DEEMED GOOD PRACTICE FOR ALL THE TRADES THAT MAY BE INVOLVED.

ALL STRUCTURAL NOTATIONS ARE SUGGESTIONS ONLY. THE OWNER AND/OR BUILDER SHOULD TAKE ALL APPROPRIATE STEPS TO ASSURE THAT THE CONSTRUCTION OF THIS PROJECT CONFORMS TO OR EXCEEDS LOCAL AND STATE BUILING CODES.

USE OF THIS PLAN SHALL BE AT THE USER'S SOLE RISK AND THIS WITHOUT LIABILITY TO JOSEPH WALTMAN ARCHITECTURAL DESIGN OR JOE WALTMAN.

THESE DRAWINGS ARE PROTECTED
UNDER FEDERAL COPYRIGHT AND STATE LAW
• NO COPYING OR EXPLOITATION
• NO ALTERATIONS
• NO UNAUTHORIZED USE
WITHOUT APPROVAL OF JOE WALTMAN ©2014

A1
SHEET NO.

ARCHITECTURALS
DRAWING NAME

PRINTED: 3/14/2016

DATE: 1/7/2016
SCALE: AS NOTED

GEORGE REICHE RENOVATIONS
50 WATERVILLE ST. PORTLAND, MAINE
CBL 017 E011

Z:\REICHE, GEORGE\REICHE PRINTING.dgn

JOSEPH WALTMAN
ARCHITECTURAL DESIGN
ARCHITECTURAL DESIGN CONSULTATION PROJECT MANAGEMENT
RESIDENTIAL AND LIGHT COMMERCIAL
19 Ashland Ave, Yarmouth, ME 04096 CELL (207) 420-0565 PHONE (207) 846-5731