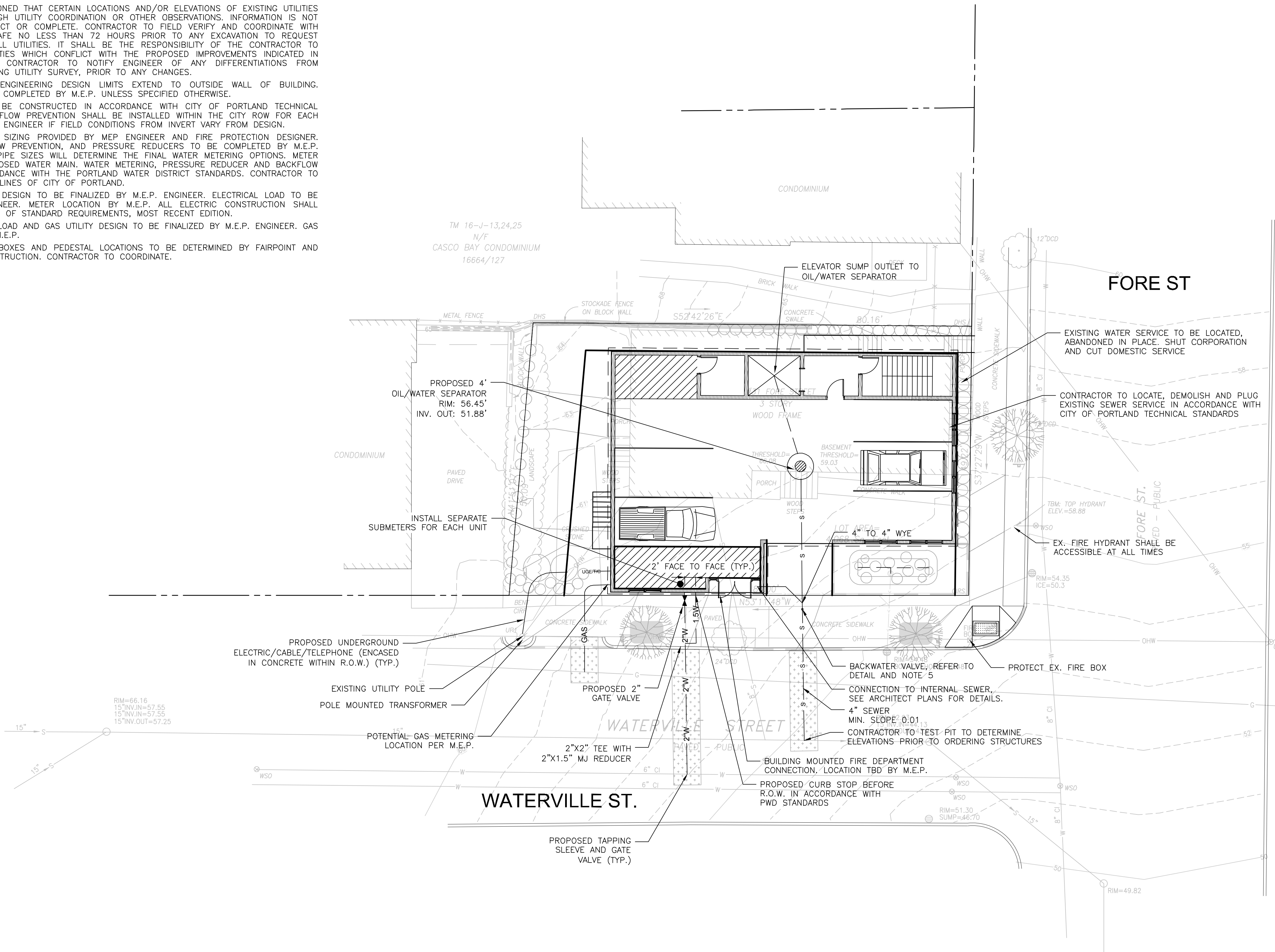
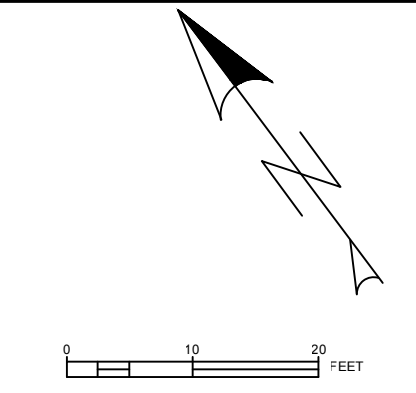


GENERAL NOTES:

1. STORMWATER DRAINAGE INFRASTRUCTURE INDICATED ON SHEET C-30.
2. LOCATION OF PROPOSED CONNECTIONS APPROXIMATE. CONTRACTOR TO CONTACT ENGINEER IF FIELD INFORMATION VARIES FROM INFORMATION ON PLANS.
3. CONTRACTOR IS TO BE CAUTIONED THAT CERTAIN LOCATIONS AND/OR ELEVATIONS OF EXISTING UTILITIES HAVE BEEN PROVIDED THROUGH UTILITY COORDINATION OR OTHER OBSERVATIONS. INFORMATION IS NOT TO BE RELIED UPON AS EXACT OR COMPLETE. CONTRACTOR TO FIELD VERIFY AND COORDINATE WITH UTILITY COMPANY AND DIG SAFE NO LESS THAN 72 HOURS PRIOR TO ANY EXCAVATION TO REQUEST EXACT FIELD LOCATION OF ALL UTILITIES. IT SHALL BE THE RESPONSIBILITY OF THE CONTRACTOR TO RELOCATE ALL EXISTING UTILITIES WHICH CONFLICT WITH THE PROPOSED IMPROVEMENTS INDICATED IN THE CONTRACT DOCUMENTS. CONTRACTOR TO NOTIFY ENGINEER OF ANY DIFFERENTIATIONS FROM EXISTING CONDITIONS, INCLUDING UTILITY SURVEY, PRIOR TO ANY CHANGES.
4. FOR ALL UTILITIES, ACORN ENGINEERING DESIGN LIMITS EXTEND TO OUTSIDE WALL OF BUILDING. METERING OF UTILITIES TO BE COMPLETED BY M.E.P. UNLESS SPECIFIED OTHERWISE.
5. SEWER: SEWER UTILITIES TO BE CONSTRUCTED IN ACCORDANCE WITH CITY OF PORTLAND TECHNICAL STANDARDS. VALVE FOR BACKFLOW PREVENTION SHALL BE INSTALLED WITHIN THE CITY ROW FOR EACH SEWER CONNECTION. CONTACT ENGINEER IF FIELD CONDITIONS FROM INVERT VARY FROM DESIGN.
6. WATER UTILITIES: FINAL PIPE SIZING PROVIDED BY MEP ENGINEER AND FIRE PROTECTION DESIGNER. INTERNAL METERING, BACKFLOW PREVENTION, AND PRESSURE REDUCERS TO BE COMPLETED BY M.E.P. ENGINEER. DOMESTIC WATER PIPE SIZES WILL DETERMINE THE FINAL WATER METERING OPTIONS. METER MAY BE SMALLER THAN PROPOSED WATER MAIN. WATER METERING, PRESSURE REDUCER AND BACKFLOW PREVENTION TO BE IN ACCORDANCE WITH THE PORTLAND WATER DISTRICT STANDARDS. CONTRACTOR TO FOLLOW SUB-METERING GUIDELINES OF CITY OF PORTLAND.
7. ELECTRIC UTILITIES: ELECTRIC DESIGN TO BE FINALIZED BY M.E.P. ENGINEER. ELECTRICAL LOAD TO BE DETERMINED BY M.E.P. ENGINEER. METER LOCATION BY M.E.P. ALL ELECTRIC CONSTRUCTION SHALL CONFORM TO CMP GUIDEBOOK OF STANDARD REQUIREMENTS, MOST RECENT EDITION.
8. GAS UTILITIES: PROJECT GAS LOAD AND GAS UTILITY DESIGN TO BE FINALIZED BY M.E.P. ENGINEER. GAS METERS TO BE LOCATED BY M.E.P.
9. CABLE AND TELEPHONE PULLBOXES AND PEDESTAL LOCATIONS TO BE DETERMINED BY FAIRPOINT AND TIME WARNER PRIOR TO CONSTRUCTION. CONTRACTOR TO COORDINATE.



ISSUED FOR	BY
PRELIM. APPLICATION	WHS
FINAL APPLICATION	WHS
	DATE
	12/28/15
	3/1/16

DRAWING NAME: **UTILITY LAYOUT PLAN**

PROJECT NAME: **31 FORE STREET REDEVELOPMENT**

CLIENT: **PENINSULA PROPERTY DEVELOPMENT, LLC.**  
59 MOODY STREET, PORTLAND MAINE 04101


**A C O R N**

**ENGINEERING, INC.**

THIS PLAN SHALL NOT BE MODIFIED WITHOUT WRITTEN PERMISSION FROM ACORN ENGINEERING, INC. ANY CHANGES SHALL BE AT THE USER'S SOLE RISK AND WITHOUT LIABILITY TO ACORN ENGINEERING, INC.

ACORN ENGINEERING, INC.  
158 DANFORTH STREET, PORTLAND MAINE 04102  
(207) 775-2825

FILE:	1068_DETAILS
DATE:	12/28/15
JN:	1068
SCALE:	NTS
DESIGNED BY:	WHS
DRAWN BY:	WHS
CHECKED BY:	WHS



FINAL APPLICATION  
NOT ISSUED FOR  
CONSTRUCTION

DRAWING NO.  
**C-20**