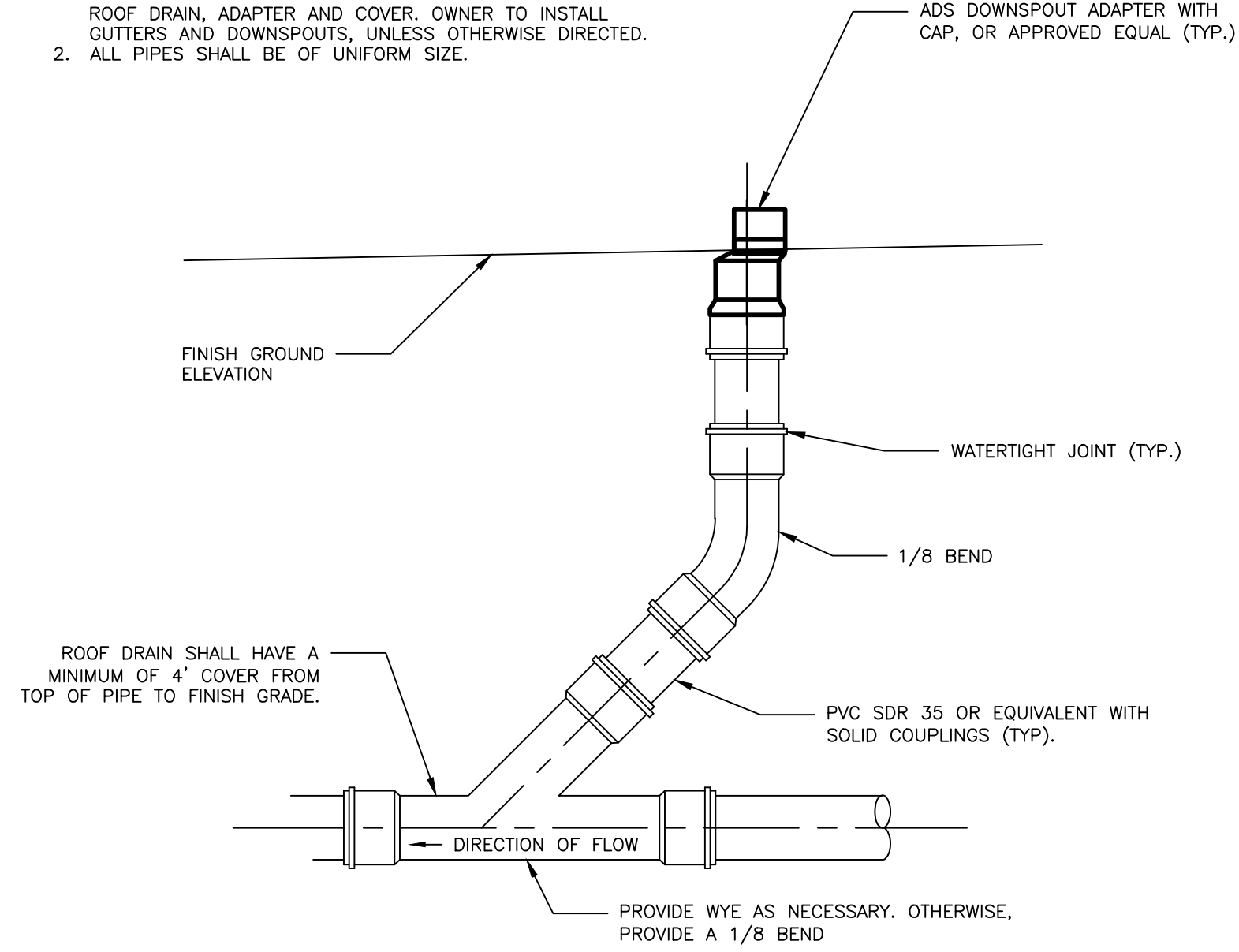


NOTES:

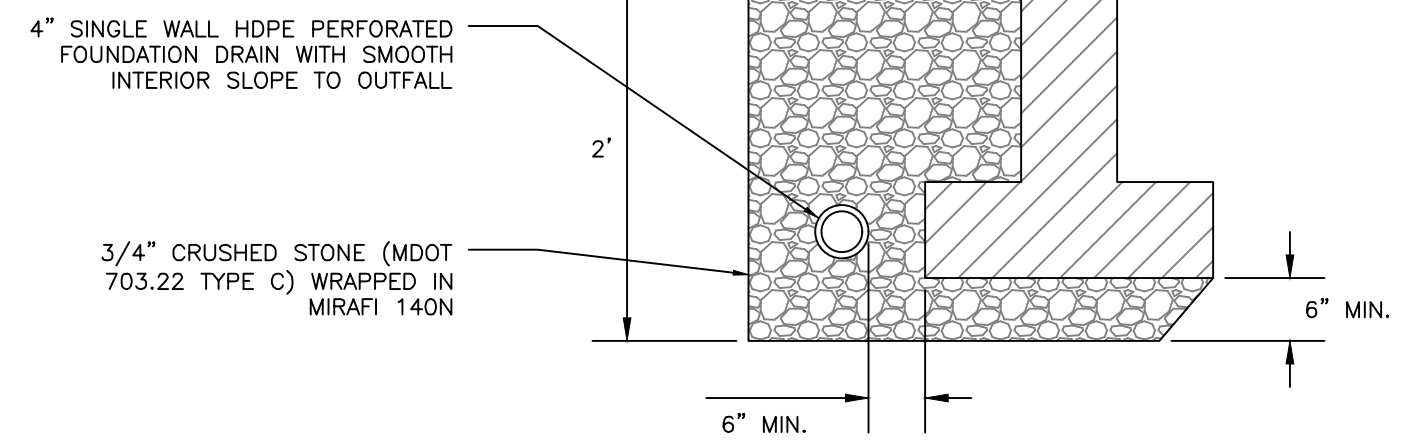
1. CONTRACTOR RESPONSIBLE FOR THE INSTALLATION OF THE ROOF DRAIN, ADAPTER AND COVER. OWNER TO INSTALL GUTTERS AND DOWNSPOUTS, UNLESS OTHERWISE DIRECTED.
2. ALL PIPES SHALL BE OF UNIFORM SIZE.



ROOF DRAIN DETAIL
NOT TO SCALE

NOTES:

1. REFER TO THE BUILDING ARCHITECTS PLANS FOR THE BUILDING FOUNDATION, BACKFILL, ROOF DRAIN, SIDEWALK AND OTHER DETAILS.
2. PERFORATIONS IN UNDERDRAIN PIPE SHALL BE ORIENTED DOWN.



FOUNDATION DRAIN DETAIL
NOT TO SCALE

ISSUED FOR	BY
CITY APP.	DATE
	12/2/17


DRAWING NAME:	DRAINAGE DETAILS
PROJECT NAME:	24 ST. LAWRENCE STREET REDEVELOPMENT
CLIENT:	HR PROPERTY MANAGEMENT 24- ST. LAWRENCE STREET, PORTLAND, ME 04101

ACORN ENGINEERING, INC.
158 DANFORTH ST. PORTLAND, MAINE 04102
(207) 775-2655

ENGINEERING, INC.

WE AND OUR EMPLOYEES ARE NOT TO BE CONSIDERED TO BE PROVIDING ANY WARRANTIES, EXPRESS OR IMPLIED, TO THE CLIENT FOR ANY PROJECTS. ANY ALTERATIONS, AMENDMENTS OR OMISSIONS SHALL BE THE RESPONSIBILITY OF THE CLIENT. ACORN ENGINEERING, INC. IS NOT RESPONSIBLE FOR ANY DAMAGES, LOSS OF PROFITS OR OTHER CONSEQUENCES ARISING FROM THE USE OF OUR SERVICES.

FILE:	1088_CIVIL
JN:	1088
SCALE:	NTS
DESIGNED BY:	WHS
DRAWN BY:	ADG
CHECKED BY:	WHS



DRAWING NO.	C-44
-------------	------

PERMIT LEVEL
NOT ISSUED FOR
CONSTRUCTION