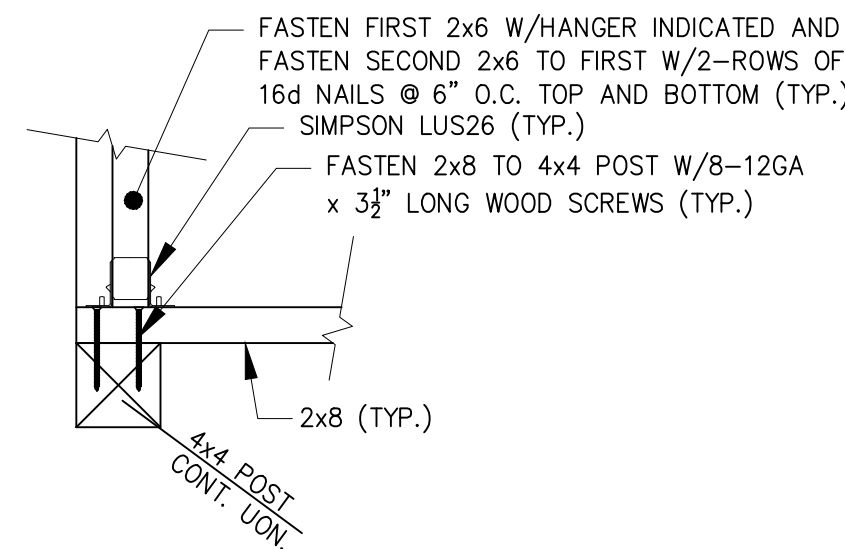
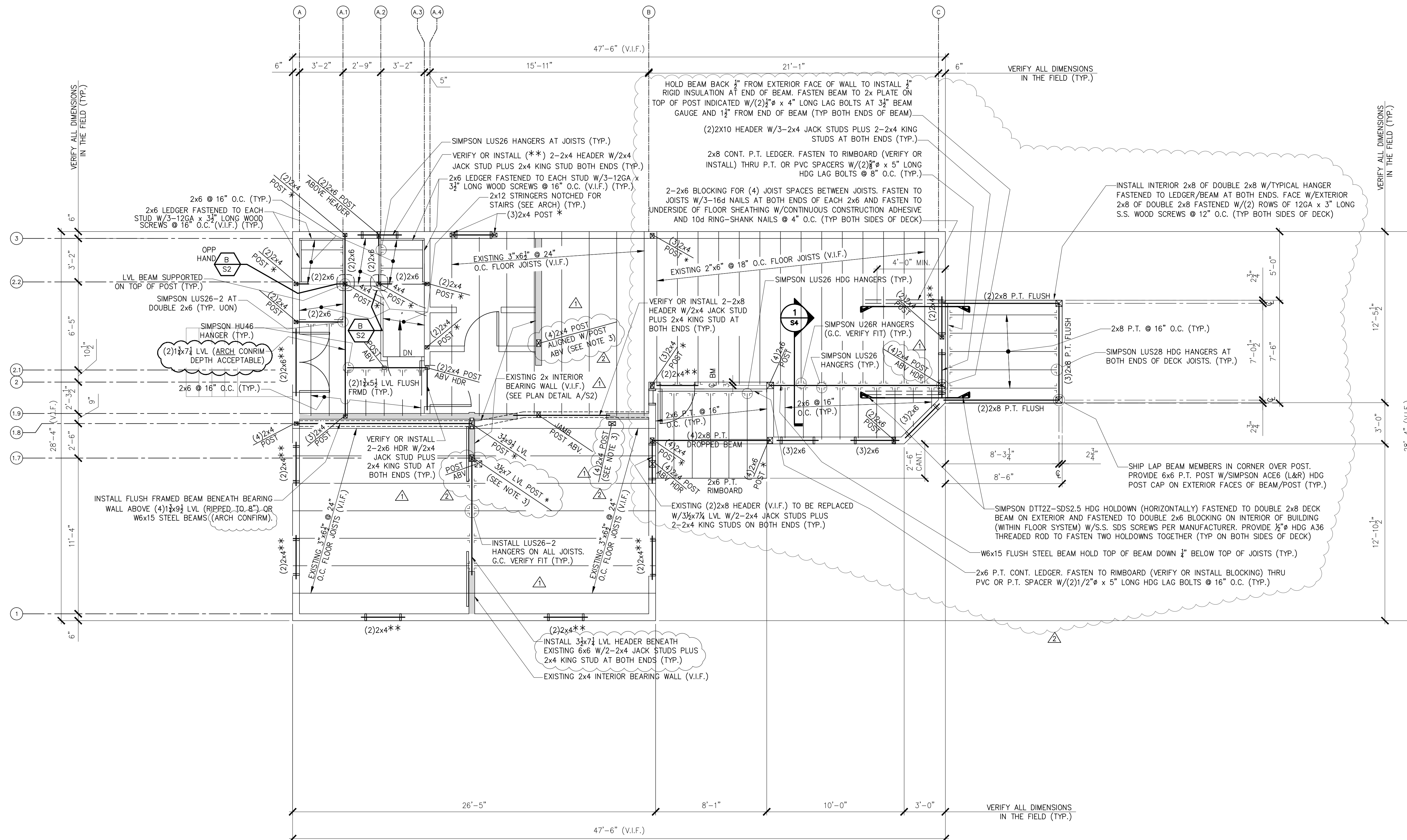


DETAIL **A** TYP. INT. BRG. WALL REINF.
1/2" = 1'-0"



DETAIL **B**
1/2" = 1'-0"




SECOND FLOOR FRAMING PLAN

1/4" = 1'-0"

- NOTES:
1. "*" INDICATES: ALIGN POST W/POST ABOVE AND PROVIDE SOLID VERTICAL BLOCKING WITHIN FLOOR SYSTEM BETWEEN POSTS (TYP.)
 2. "***" INDICATES: MIN. EXISTING HEADER OR HEADER TO BE INSTALLED W/2x4 JACK STUD PLUS 2x4 KING STUD AT BOTH ENDS (TYP. UON)
 3. G.C. SHALL VERIFY POSTS ARE ALIGNED W/POSTS AND LALLY COLUMN IN BASEMENT BELOW AND THAT THE POSTS ARE IN EXISTING WALLS AND DO NOT INTERFERE W/OTHER BUILDING COMPONENTS (TYP.)

L & L STRUCTURAL
ENGINEERING SERVICES, INC.
SIX Q. STREET
SOUTH PORTLAND, MAINE 04106
PHONE: (207) 767-4830
FAX: (207) 799-5432



rev.	date	description	designed by: JHL	checked by: RLM
A	11/6/13	FOR PERMIT ONLY	JHL	JHL
0	11/15/13	FOR CONSTRUCTION	JHL	JHL
1	1/10/14	GENERAL REVISIONS	JHL	JHL
2	6/7/14	GENERAL REVISIONS	JHL	JHL
3	7/31/14	GENERAL REVISIONS	JHL	JHL

RESIDENTIAL BUILDING LOCATED AT
52 MONUMENT STREET
PORTLAND, MAINE
RENOVATIONS AND ADDITIONS
FIRST FLOOR FRAMING PLAN

S2

THESE DRAWINGS HAVE BEEN DEVELOPED BY L&L STRUCTURAL ENGINEERING SERVICES, INC. FOR THE TITLED SET ONLY. THE DRAWINGS ARE THE SOLE PROPERTY OF L&L ENGINEERING SERVICES, INC. AND THEY SHALL NOT BE USED, LENT, COPIED OR ALTERED WITHOUT THE WRITTEN CONSENT OF L&L STRUCTURAL ENGINEERING SERVICES, INC.