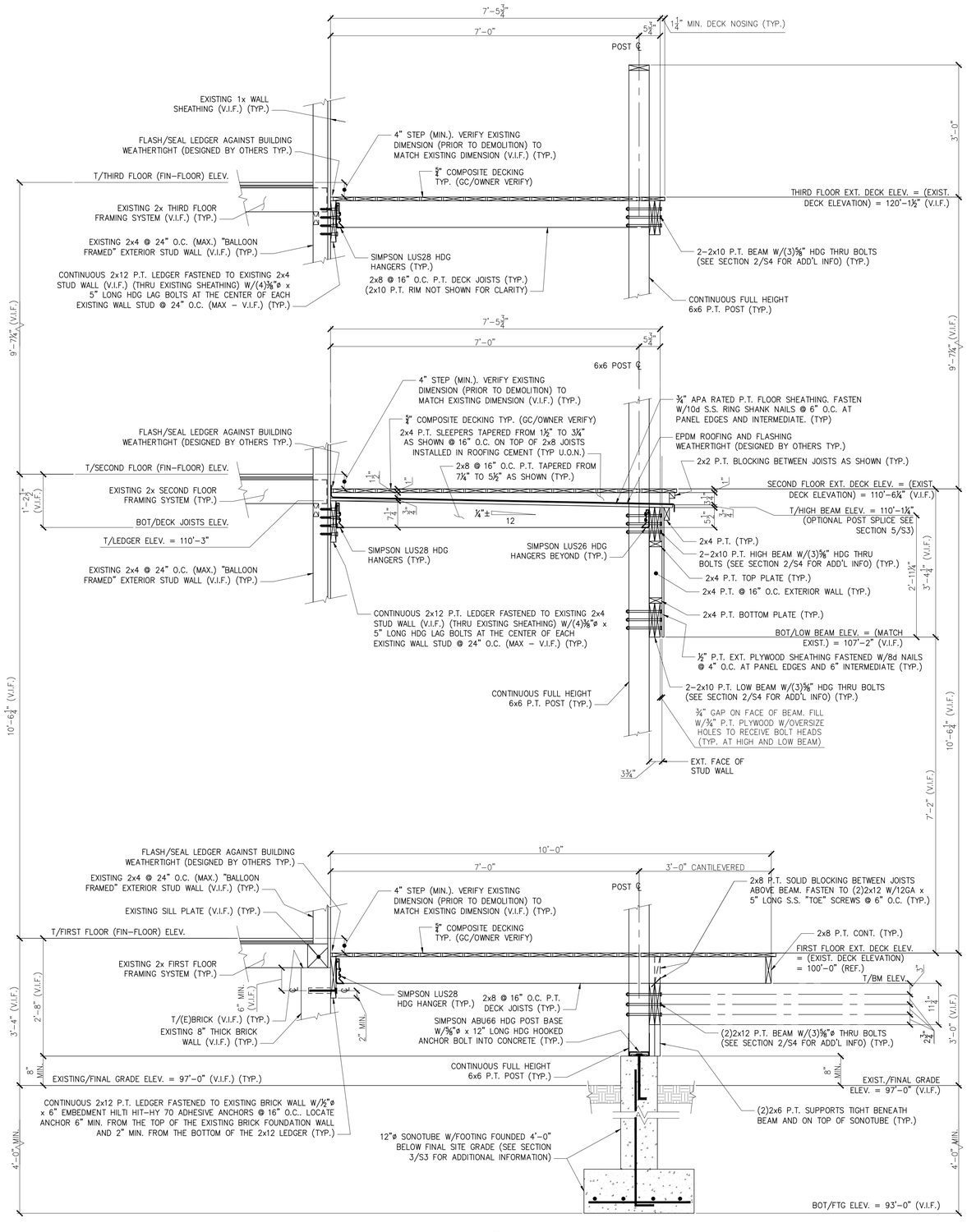

SECTION 1 (S2) — 3/4" = 1'-0"

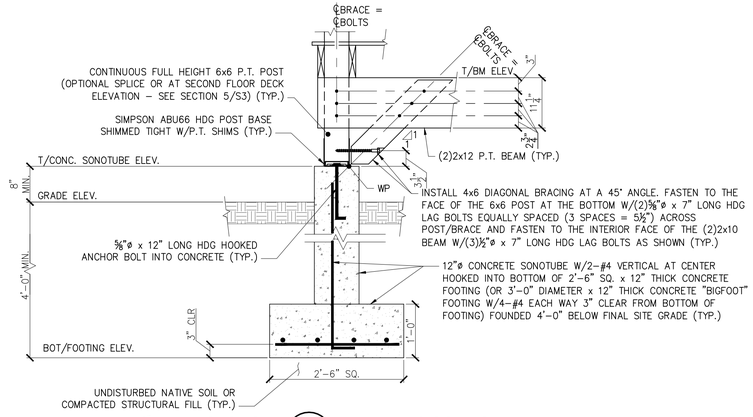

SECTION 3 (S2/S3/S4) (TYP. PIER/FOOTING DETAIL) — 3/4" = 1'-0"

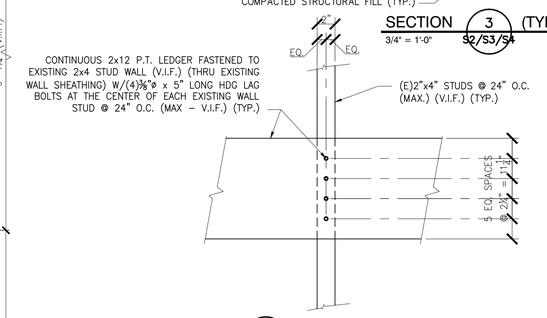

SECTION 4 (S2/S3/S4) (TYP. LEDGER CONNECTION) — 1 1/2" = 1'-0"

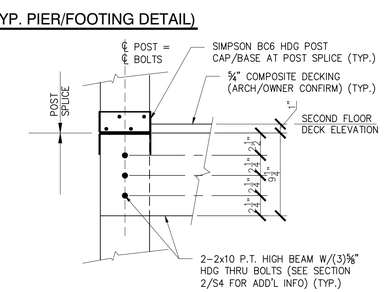

SECTION 5 (S3/S4) POST SPLICE DETAIL — 1 1/2" = 1'-0"

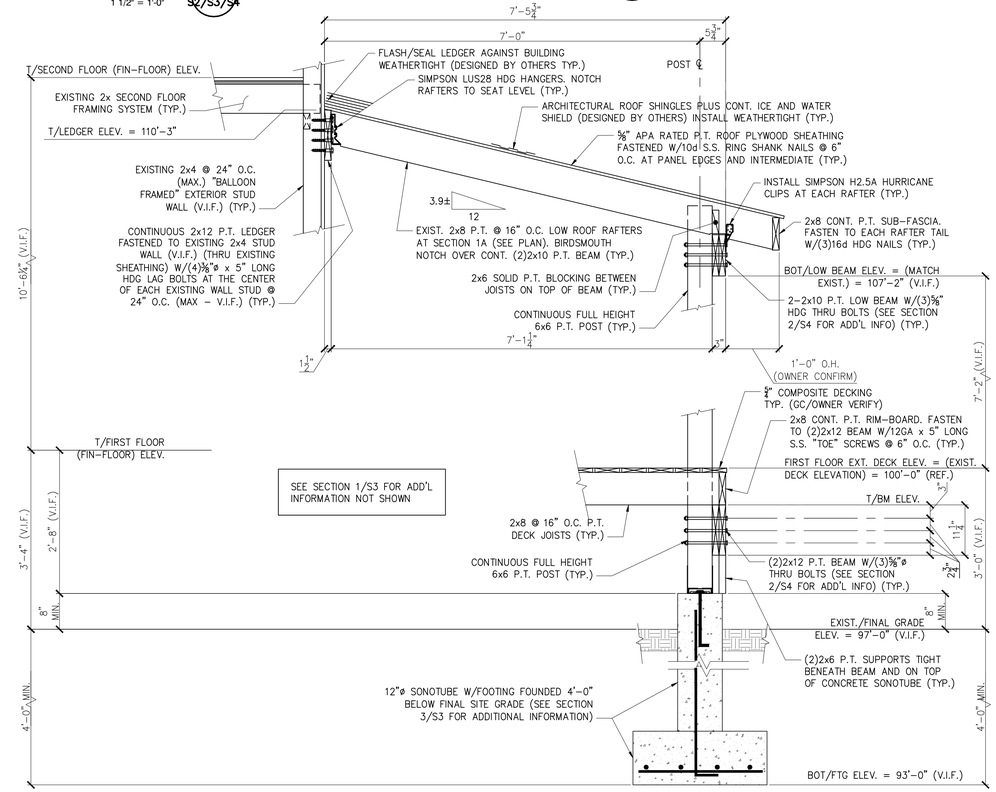

SECTION 1A (S2) — 3/4" = 1'-0"

THESE DRAWINGS HAVE BEEN DEVELOPED BY L&L STRUCTURAL ENGINEERING SERVICES, INC. FOR THE TITLED SET ONLY. THE DRAWINGS ARE THE SOLE PROPERTY OF L&L ENGINEERING SERVICES, INC. AND THEY SHALL NOT BE USED, LENT, COPIED OR ALTERED WITHOUT THE WRITTEN CONSENT OF L&L STRUCTURAL ENGINEERING SERVICES, INC.

L & L STRUCTURAL
ENGINEERING SERVICES, INC.
SIX Q STREET
SOUTH PORTLAND, MAINE
PHONE: (207) 767-4830
FAX: (207) 799-5432
EMAIL: JLEASURE@L-L-ENG.COM

CITY OF PORTLAND, MAINE — RESURGAM
Reviewed for Code Compliance
Inspections Division
Approved with Conditions
Date: 08/05/16

STATE OF MAINE
JOSEPH H. LEASURE
No. 6242
LICENSED
PROFESSIONAL ENGINEER

rev.	date	description	appr'd

designed by: JHL
drawn by: RJW
checked by: JHL
scale: AS NOTED
date: 06/28/2016
plot date: 06/28/2016
project # 2015-107

RESIDENTIAL BUILDING LOCATED AT
1 ST. LAWRENCE STREET
PORTLAND, MAINE

PORCH/DECK REPAIR/REPLACEMENT
FRAMING ELEVATION, SECTIONS, AND DETAILS

S3