

DISPLAY THIS CARD ON PRINCIPAL FRONTAGE OF WORK



CITY OF PORTLAND

BUILDING PERMIT

This is to certify that JAMES ISAACSON

Located At 71 ST LAWRENCE ST

Job ID: 2011-01-278-SF

CBL: 016- E-023-001

has permission to install an HVAC system.

provided that the person or persons, firm or corporation accepting this permit shall comply with all of the provisions of the Statues of Maine and of the Ordinances of the City of Portland regulating the construction, maintenance and use of the buildings and structures, and of the application on file in the department.

Notification of inspection and written permission procured before this building or part thereof is lathed or otherwise closed-in. 48 HOUR NOTICE IS REQUIRED.

A final inspection must be completed by owner before this building or part thereof is occupied. If a certificate of occupancy is required, it must be

11/03/2011

Fire Prevention Officer

Code Enforcement Officer / Plan Reviewer

THIS CARD MUST BE POSTED ON THE STREET SIDE OF THE PROPERTY
PENALTY FOR REMOVING THIS CARD

*OK to close + show
NLP*

City of Portland, Maine - Building or Use Permit Application

389 Congress Street, 04101 Tel: (207) 874-8703, FAX: (207) 8716

Job No: 2011-01-278-SF 2011-11819-HVAC	Date Applied: 10/12/2011	CBL: 016- E-023-001	
Location of Construction: 71 ST LAWRENCE ST	Owner Name: JAMES ISAACSON	Owner Address: 22 SWIFT RD WAYNE, ME 04284	Phone:
Business Name:	Contractor Name: Richard Metclaf	Contractor Address: 621 Main St., Gorham, ME 04038	Phone: 207-856-1000
Lessee/Buyer's Name:	Phone:	Permit Type: BLDG - HVAC	Zone: R-6
Past Use: Single family	Proposed Use: Same – Single family – install direct vent gas fireplace	Cost of Work:	CEO District:
		Fire Dept: <input type="checkbox"/> Approved <input type="checkbox"/> Denied <input checked="" type="checkbox"/> N/A Signature:	Inspection: Use Group: Type: None G-4 Reg. Signature: <i>AR</i>
Proposed Project Description: install direct vent gas fire place		Pedestrian Activities District (P.A.D.)	

Permit Taken By:	Zoning Approval		
1. This permit application does not preclude the Applicant(s) from meeting applicable State and Federal Rules. 2. Building Permits do not include plumbing, septic or electrical work. 3. Building permits are void if work is not started within six (6) months of the date of issuance. False informatin may invalidate a building permit and stop all work.	Special Zone or Reviews	Zoning Appeal	Historic Preservation
	<input type="checkbox"/> Shoreland <input type="checkbox"/> Wetlands <input type="checkbox"/> Flood Zone <input type="checkbox"/> Subdivision <input type="checkbox"/> Site Plan <input type="checkbox"/> Maj <input type="checkbox"/> Min <input type="checkbox"/> MM Date: <i>OK</i> <i>11/11/11</i> <i>ABU</i>	<input type="checkbox"/> Variance <input type="checkbox"/> Miscellaneous <input type="checkbox"/> Conditional Use <input type="checkbox"/> Interpretation <input type="checkbox"/> Approved <input type="checkbox"/> Denied Date:	<input checked="" type="checkbox"/> Not in Dist or Landmark <input type="checkbox"/> Does not Require Review <input type="checkbox"/> Requires Review <input type="checkbox"/> Approved <input type="checkbox"/> Approved w/Conditions <input type="checkbox"/> Denied Date: <i>ABU</i>

CERTIFICATION

I hereby certify that I am the owner of record of the named property, or that the proposed work is authorized by the owner of record and that I have been authorized by the owner to make this application as his authorized agent and I agree to conform to all applicable laws of this jurisdiction. In addition, if a permit for work described in the appication is issued, I certify that the code official's authorized representative shall have the authority to enter all areas covered by such permit at any reasonable hour to enforce the provision of the code(s) applicable to such permit.

SIGNATURE OF APPLICANT	ADDRESS	DATE	PHONE
RESPONSIBLE PERSON IN CHARGE OF WORK, TITLE		DATE	PHONE

OK to close
NCA



Certificate of Occupancy



CITY OF PORTLAND, MAINE

Department of Planning and Urban Development Building Inspections Division

Location: 71 St. Lawrence St.

CBL: 016- E-023-001

Issued to: James Issacson

Date Issued: December 21, 2011

This is to certify that the building, premises, or part thereof, at the above location, built-altered-changed as to use under Building Permit No. 2011-01-278-SF, has had a final inspection, has been found to conform substantially to the requirements of the Building Code and the Land Use Code of the City of Portland, and is hereby approved for occupancy or use, limited or otherwise, as indicated below.

PORTION OF BUILDING OR PREMISES

Entire

APPROVED OCCUPANCY

Single Family Home
Use Group R-3
Type 5B
IRC-2009

Limiting Conditions: This is a temporary occupancy certificate which expires June 30, 2012. See attached memo from planning.

Approved:

11-21-11

(Date)

Inspections Division Director

Inspector

Notice: This certificate identifies the legal use of the building or premises, and ought to be transferred from owner to owner upon the sale of the property.



Certificate of Occupancy



CITY OF PORTLAND, MAINE

Department of Planning and Urban Development Building Inspections Division

Location: 71 St. Lawrence St.

CBL: 016- E-023-001

Issued to: James Issacson

Date Issued: December 21, 2011

This is to certify that the building, premises, or part thereof, at the above location, built-altered-changed as to use under Building Permit No. 2011-01-278-SF, has had a final inspection, has been found to conform substantially to the requirements of the Building Code and the Land Use Code of the City of Portland, and is hereby approved for occupancy or use, limited or otherwise, as indicated below.

PORTION OF BUILDING OR PREMISES

Entire

APPROVED OCCUPANCY

Single Family Home
Use Group R-3
Type 5B
IRC-2009

Limiting Conditions: This is a temporary occupancy certificate which expires June 30, 2012. See attached memo from planning.

Approved:

12-21-11
(Date)

Inspector

Inspections Division Director

Notice: This certificate identifies the legal use of the building or premises, and ought to be transferred from owner to owner upon the sale of the property.



CITY OF PORTLAND, MAINE

Department of Building Inspections

Original Receipt

1212 20 11

Received from 1157

Location of Work 1157

Cost of Construction \$ _____ Building Fee: _____

Permit Fee \$ _____ Site Fee: _____

Certificate of Occupancy Fee: _____

Total: 60

Building (IL) _____ Plumbing (I5) _____ Electrical (I2) _____ Site Plan (U2) _____

Other 1157

CBL: 16-223

Check #: 6019 Total Collected \$ 60

**No work is to be started until permit issued.
Please keep original receipt for your records.**

Taken by: [Signature]

WHITE - Applicant's Copy
YELLOW - Office Copy
PINK - Permit Copy


R-6



FILL IN AND SIGN WITH INK

Child
2011/2/24

APPLICATION FOR PERMIT HEATING OR POWER EQUIPMENT



2011-01-278 2011-11819

To the INSPECTOR OF BUILDINGS, PORTLAND, ME.

The undersigned hereby applies for a permit to install the following heating, cooking or power equipment in accordance with the Laws of Maine, the Building Code of the City of Portland, and the following specifications:

Location / CBL 16-E-23 Use of Building _____ Date _____

Name and address of owner of appliance Jared Robie
71 St. Lawrence St. Portland, ME

Installer's name and address Richard Metcalf 621 Mann St. Gorham, ME 04038

Telephone 207-856-1000

Location of appliance:

- Basement
- Floor
- Attic
- Roof

Type of Fuel:

- Gas
- Oil
- Solid

Appliance Name: FPX Diamond Fyre Fireplace

U.L. Approved Yes No

Will appliance be installed in accordance with the manufacture's installation instructions? Yes No

IF NO Explain: _____

The Type of License of Installer:

- Master Plumber # _____
- Solid Fuel # _____
- Oil # _____
- Gas # PNT5535
- Other _____

Type of Chimney:

- Masonry Lined
Factory built CPX
- Metal
Factory Built U.L. Listing # _____
- Direct Vent
Type _____ UL# _____

Type of Fuel Tank

- Oil
- Gas

Size of Tank _____

Number of Tanks _____

Distance from Tank to Center of Flame _____ feet.

Cost of Work: \$ 43687

Permit Fee: \$ 60

RECEIVED
OCT 12 2011
Dept. of Building Inspections
City of Portland Maine

11/01/11

Approved

Fire: _____

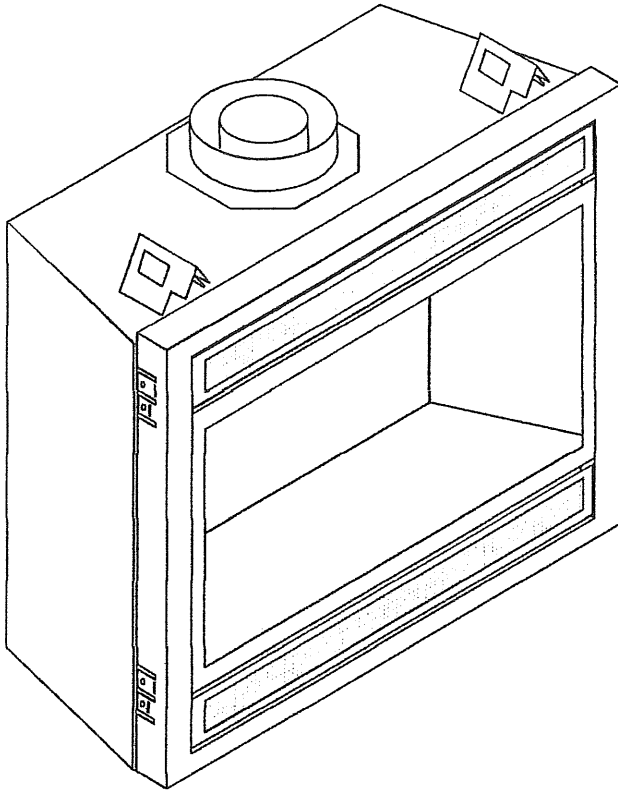
Ele.: _____

Bldg.: _____

Approved with Conditions

- See attached letter or requirement

Signature of Installer Richard Metcalf Inspector's Signature _____ Date Approved _____



564 Diamond-Fyre™ Fireplace

Tested and Listed by



OMNI-Test Laboratories, Inc.
Beaverton, Oregon
Report # 028-F-80c-5
ANSI Z21.88b-2003

- Built-In Direct-Vent Fireplace
- Natural Gas or Propane
- Residential or Mobile Home

WARNING: If the information in these instructions is not followed exactly, a fire or explosion may result causing property damage, personal injury or loss of life.

- Do not store or use gasoline or other flammable vapors and liquids in the vicinity of this or any other appliance.

WHAT TO DO IF YOU SMELL GAS

- Do not try to light any appliance.
- Do not touch any electrical switch; do not use any phone in your building.
- Immediately call gas supplier from a neighbor's phone. Follow the gas supplier's instructions.
- If you cannot reach your gas supplier, call the fire department.
- Installation and service must be performed by a qualified installer, service agency or the gas supplier.

This appliance may be installed in an aftermarket permanently located, manufactured home (USA only) or mobile home, where not prohibited by local codes.

This appliance is only for use with the type(s) of gas indicated on the rating plate. A conversion kit is supplied with the appliance.

WARNING



HOT GLASS WILL
CAUSE BURNS
DO NOT TOUCH GLASS
UNTIL COOLED
NEVER ALLOW CHILDREN
TO TOUCH GLASS

Installation Manual

Installer: After installation give this manual to the homeowner and explain operation of this heater.

© Copyright 2010, T.I. \$10.00 100-01248_000 4100505



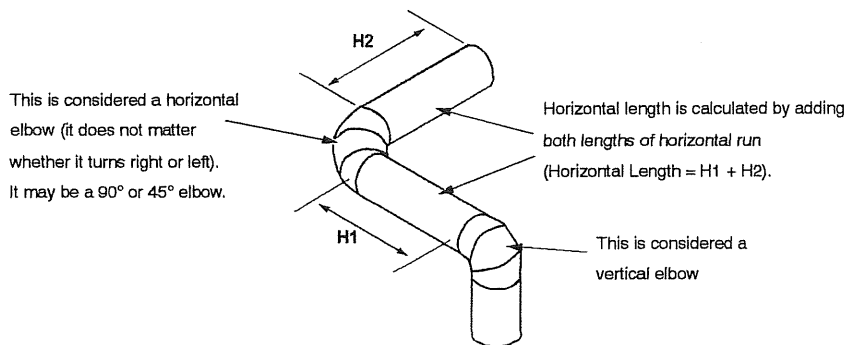
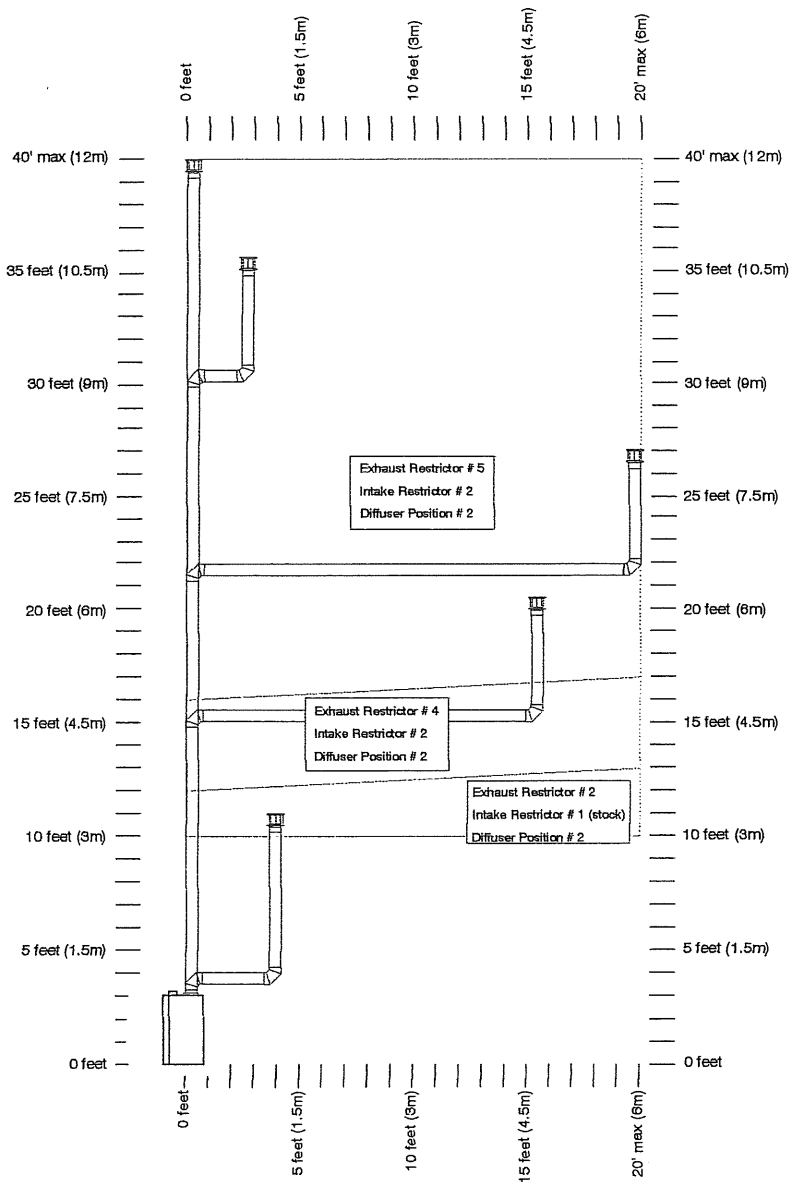
TRAVIS INDUSTRIES
HOUSE OF FIRE

www.travisproducts.com

4800 Harbour Pointe Blvd. SW
Mukilteo, WA 98275

Top Vent Configuration with Vertical Termination

- The termination must fall within the shaded area shown in the chart. Use the indicated restrictor and diffuser positions.
- Up to four elbows (45° or 90°) may be used.
- Only one horizontal elbow may be used.
- May use 8" (203mm) or 6-5/8" (168mm) diameter vent (see page for 22 details).



BUILDING PERMIT INSPECTION PROCEDURES

Please call 874-8703 or 874-8693 (ONLY)

or email: buildinginspections@portlandmaine.gov

With the issuance of this permit, the owner, builder or their designee is required to provide adequate notice to the city of Portland Inspections Services for the following inspections. Appointments must be requested 48 to 72 hours in advance of the required inspection. The inspection date will need to be confirmed by this office.

- **Please read the conditions of approval that is attached to this permit!! Contact this office if you have any questions.**
 - **Permits expire in 6 months. If the project is not started or ceases for 6 months.**
 - **If the inspection requirements are not followed as stated below additional fees may be incurred due to the issuance of a "Stop Work Order" and subsequent release to continue.**
1. Close-In: (Electrical, Plumbing, Framing)
 2. Final Inspection/ Certificate of Occupancy

The project cannot move to the next phase prior to the required inspection and approval to continue, REGARDLESS OF THE NOTICE OF CIRCUMSTANCES.

IF THE PERMIT REQUIRES A CERTIFICATE OF OCCUPANCY, IT MUST BE PAID FOR AND ISSUED TO THE OWNER OR DESIGNEE BEFORE THE SPACE MAY BE OCCUPIED.



PORTLAND MAINE

Strengthening a Remarkable City, Building a Community for Life • www.portlandmaine.gov

Director of Planning and Urban Development
Penny St. Louis

Job ID: 2011-01-278-SF

Located At: 71 ST LAWRENCE
ST

CBL: 016- E-023-001

Conditions of Approval:

Building

1. The installation must comply with UL, the Manufacturers' Listing, and State of Maine Gas Regulations.
2. Separate permits are required for any electrical: plumbing, sprinkler, fire alarm, HVAC systems, commercial hood exhaust systems and fuel tanks. Separate plans may need to be submitted for approval as a part of this process.
3. Maintain proper setback(s) from property lines/buildings and proper clearances from vertical openings when direct venting
4. A photoelectric Carbon Monoxide (CO) detector shall be installed in each area within or giving access to bedrooms. That detection must be powered by the electrical service (plug-in or hardwired) in the building and battery.