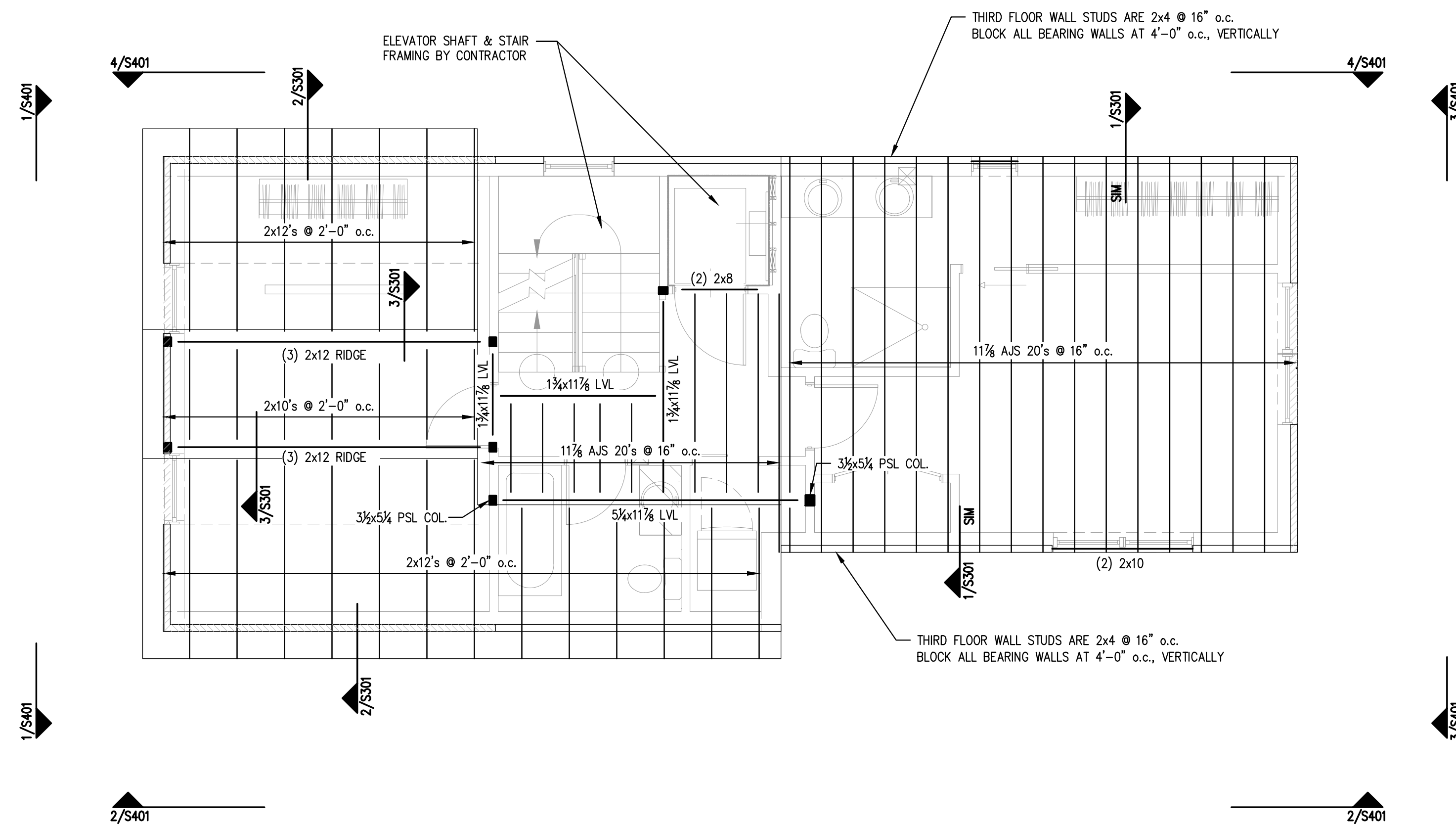




PLAN NORTH



NOTES:

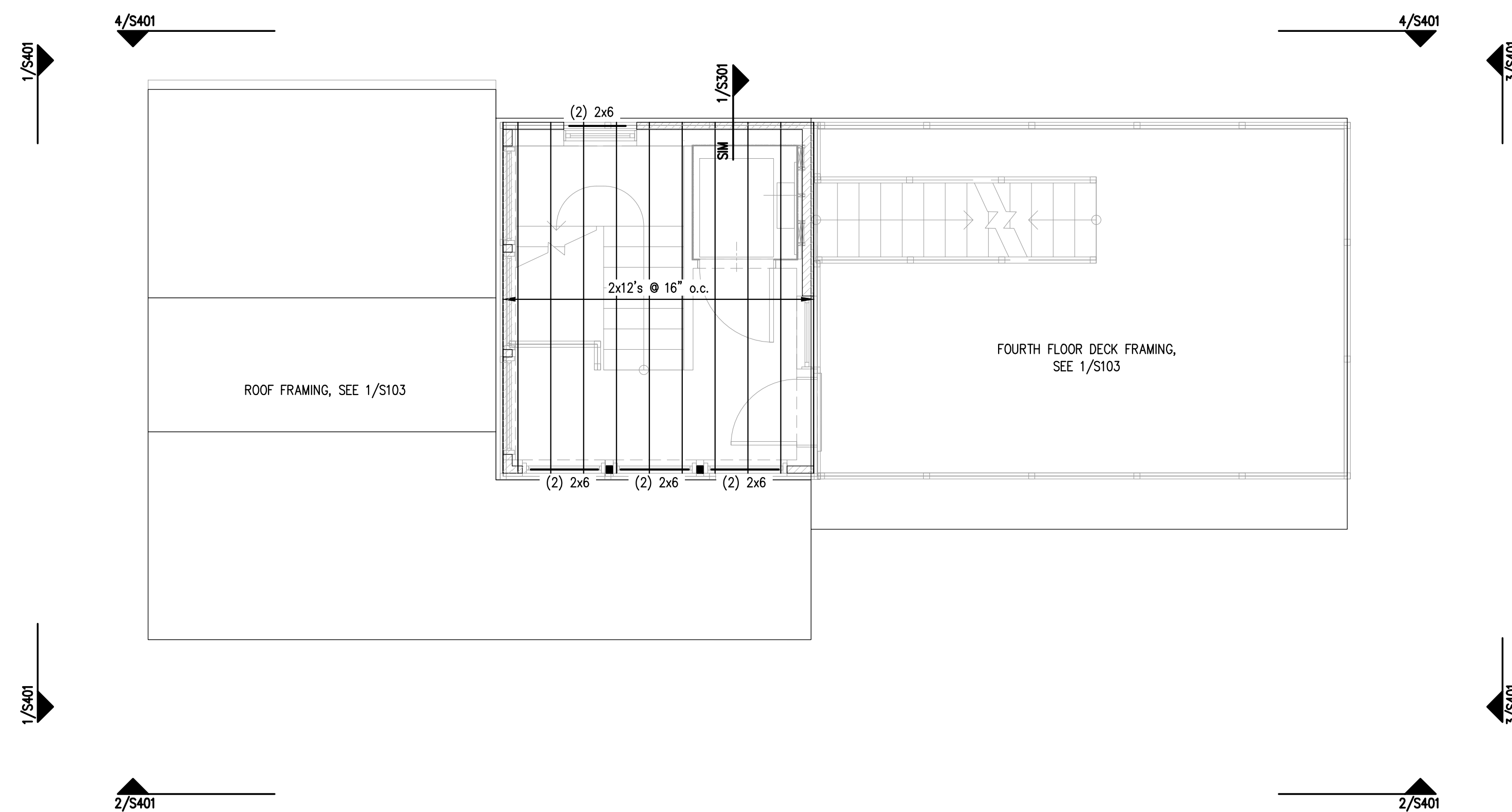
1. PROVIDE SIMPSON RAFTER HANGERS AT ALL RAFTER ENDS, TYP.
2. WINDOW HEADERS SHALL BE (2)-2x8's, U.N.O.
3. PROVIDE (3)-2x4 STUDS AT ALL CORNERS, COLUMNS AND HOLD-DOWN LOCATIONS U.N.O.
4. SEE SHEAR WALL ELEVATIONS ON SHEET S401 FOR SHEAR WALL LOCATIONS AND FASTENING INFORMATION.

PLAN LEGEND

- BEARING WALL
- SHEAR WALL
- BEAM
- COLUMN FROM ABOVE
- COLUMN BELOW
- COLUMN ABOVE AND BELOW
- HOLD-DOWN

FOURTH FLOOR & ROOF FRAMING PLAN

SCALE: 1/4"=1'-0" 1



NOTES:

1. PROVIDE SIMPSON JOIST HANGERS AT ALL JOIST ENDS, TYP.
2. WINDOW HEADERS SHALL BE (2)-2x8's, U.N.O.
3. PROVIDE (3)-2x4 STUDS AT ALL CORNERS, COLUMNS AND HOLD-DOWN LOCATIONS U.N.O.
4. SEE SHEAR WALL ELEVATIONS ON SHEET S401 FOR SHEAR WALL LOCATIONS AND FASTENING INFORMATION.


PLAN LEGEND

- BEARING WALL
- SHEAR WALL
- BEAM
- COLUMN FROM ABOVE
- COLUMN BELOW
- COLUMN ABOVE AND BELOW
- HOLD-DOWN

UPPER DECK FRAMING PLAN


SCALE: 1/4"=1'-0" 2

PRINTED: Jan 06, 2015



424 Fore Street
Portland, ME 04101
Phone 207.842.2800
Fax 207.842.2828
www.cascobayengineering.com

CLIENT:
CORNERSTONE BUILDING
& RESTORATION
44 COYLE STREET
PORTLAND, ME 0410



MONUMENT STREET
PORTLAND
NEW RESIDENCE

No.	DESCRIPTION	ISSUED FOR PERMIT	ISSUED FOR CONSTRUCTION	DATE	
				DR.	DATE
A				10-20-14	TD
0				1-6-15	TD

SHEET TITLE:

FOURTH FLOOR/
ROOF & UPPER DECK
FRAMING PLANS

DESIGNED: TD
DRAWN: TD
DATE: 10-2-14
PROJECT NUMBER: 14-121

S103