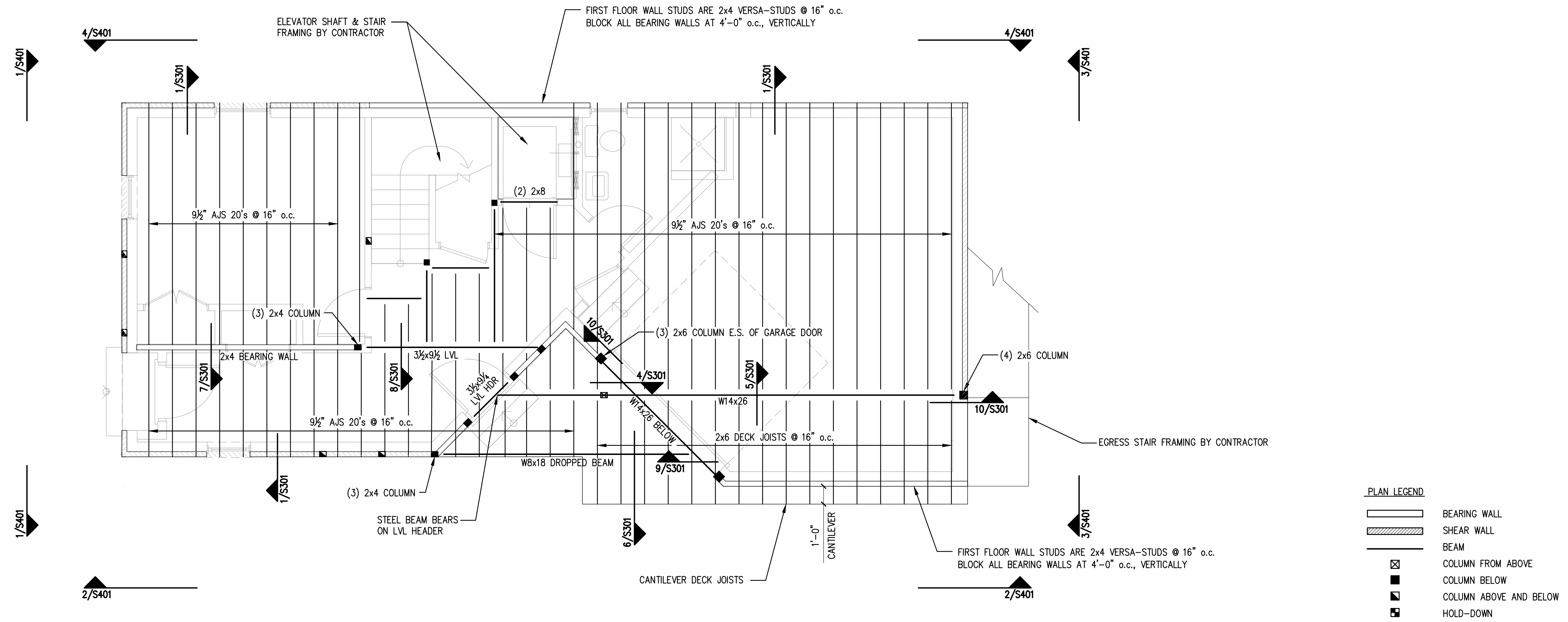
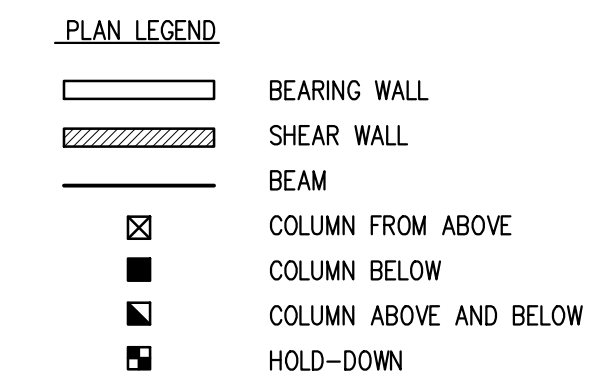


PLAN NORTH

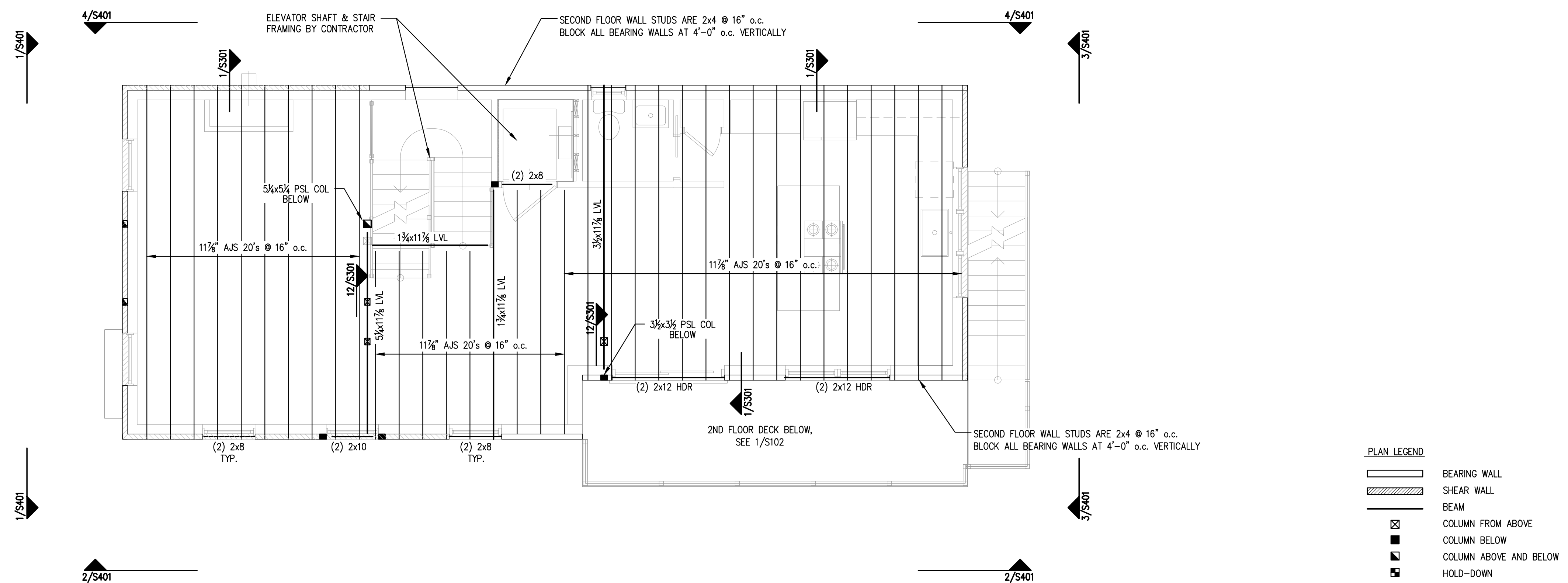


- NOTES:
1. PROVIDE SIMPSON JOIST HANGERS AT ALL JOIST ENDS, TYP.
 2. WINDOW HEADERS SHALL BE (2)-2x8's, U.N.O.
 3. PROVIDE (3)-2x4 STUDS AT ALL CORNERS, COLUMNS AND HOLD-DOWN LOCATIONS U.N.O.
 4. SEE SHEAR WALL ELEVATIONS ON SHEET S401 FOR SHEAR WALL LOCATIONS AND FASTENING INFORMATION.

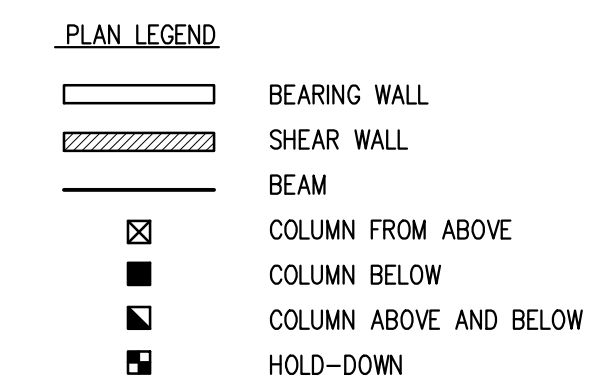


SECOND FLOOR FRAMING PLAN

SCALE: 1/4"=1'-0" 1




- NOTES:
1. PROVIDE SIMPSON JOIST HANGERS AT ALL JOIST ENDS, TYP.
 2. WINDOW HEADERS SHALL BE (2)-2x8's, U.N.O.
 3. PROVIDE (3)-2x4 STUDS AT ALL CORNERS, COLUMNS AND HOLD-DOWN LOCATIONS U.N.O.
 4. SEE SHEAR WALL ELEVATIONS ON SHEET S401 FOR SHEAR WALL LOCATIONS AND FASTENING INFORMATION.



THIRD FLOOR FRAMING PLAN


SCALE: 1/4"=1'-0" 2

PRINTED: Jan 06, 2015



424 Fore Street
Portland, ME 04101
Phone 207.842.2800
Fax 207.842.2828
www.cascobayengineering.com

CLIENT:
CORNERSTONE BUILDING
& RESTORATION
44 COYLE STREET
PORTLAND, ME 0410



MONUMENT STREET
PORTLAND
NEW RESIDENCE

No.	DESCRIPTION	ISSUED FOR PERMIT	ISSUED FOR CONSTRUCTION	CHK.	DATE
				BY	TD
A					10-20-14
0					1-6-15

SHEET TITLE:
**SECOND FLOOR
& THIRD FLOOR
FRAMING PLANS**

DESIGNED: TD
DRAWN: TD
DATE: 10-2-14
PROJECT NUMBER: 14-121

S102