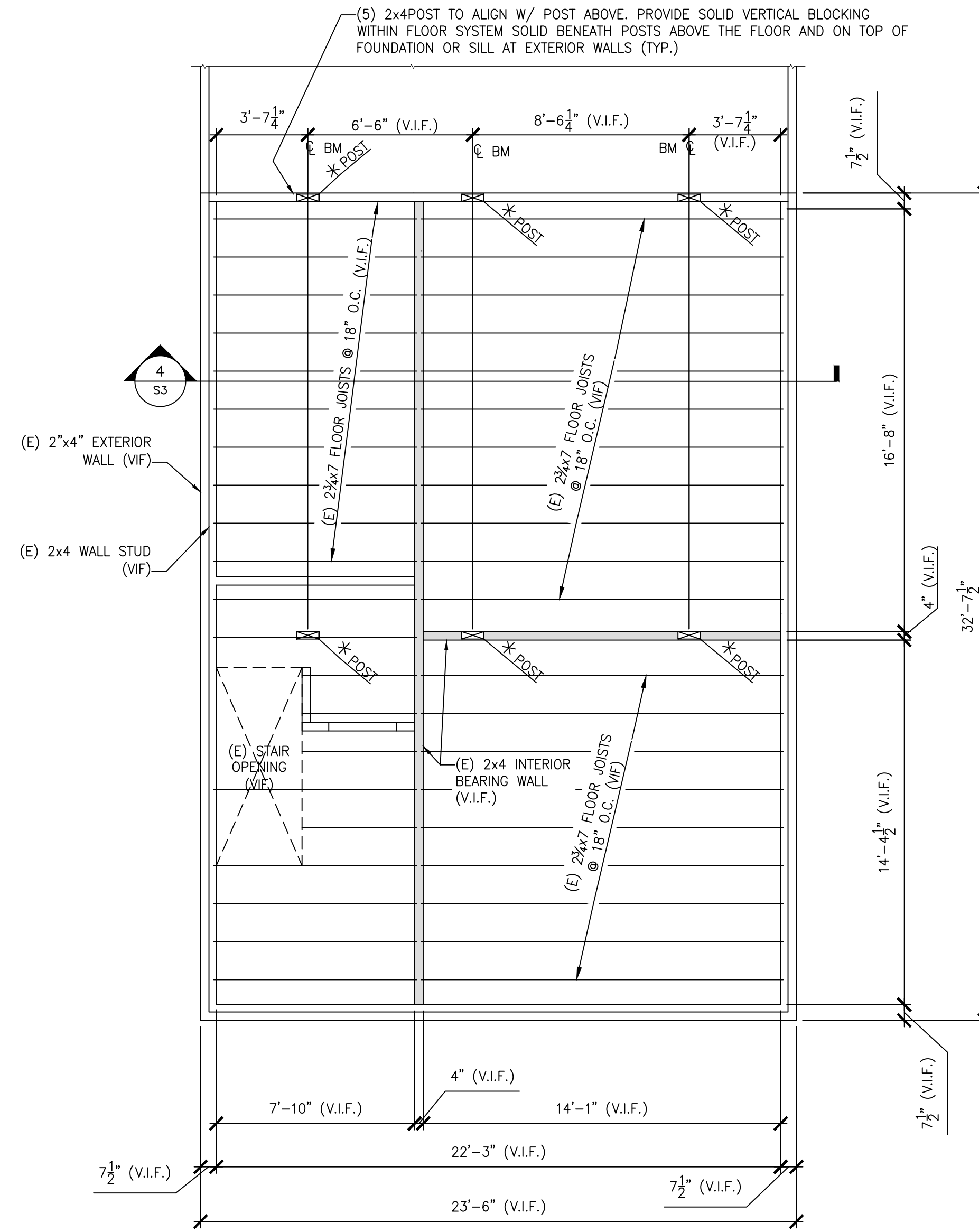


**SECOND FLOOR FRAMING PLAN**

1/4" = 1'-0"

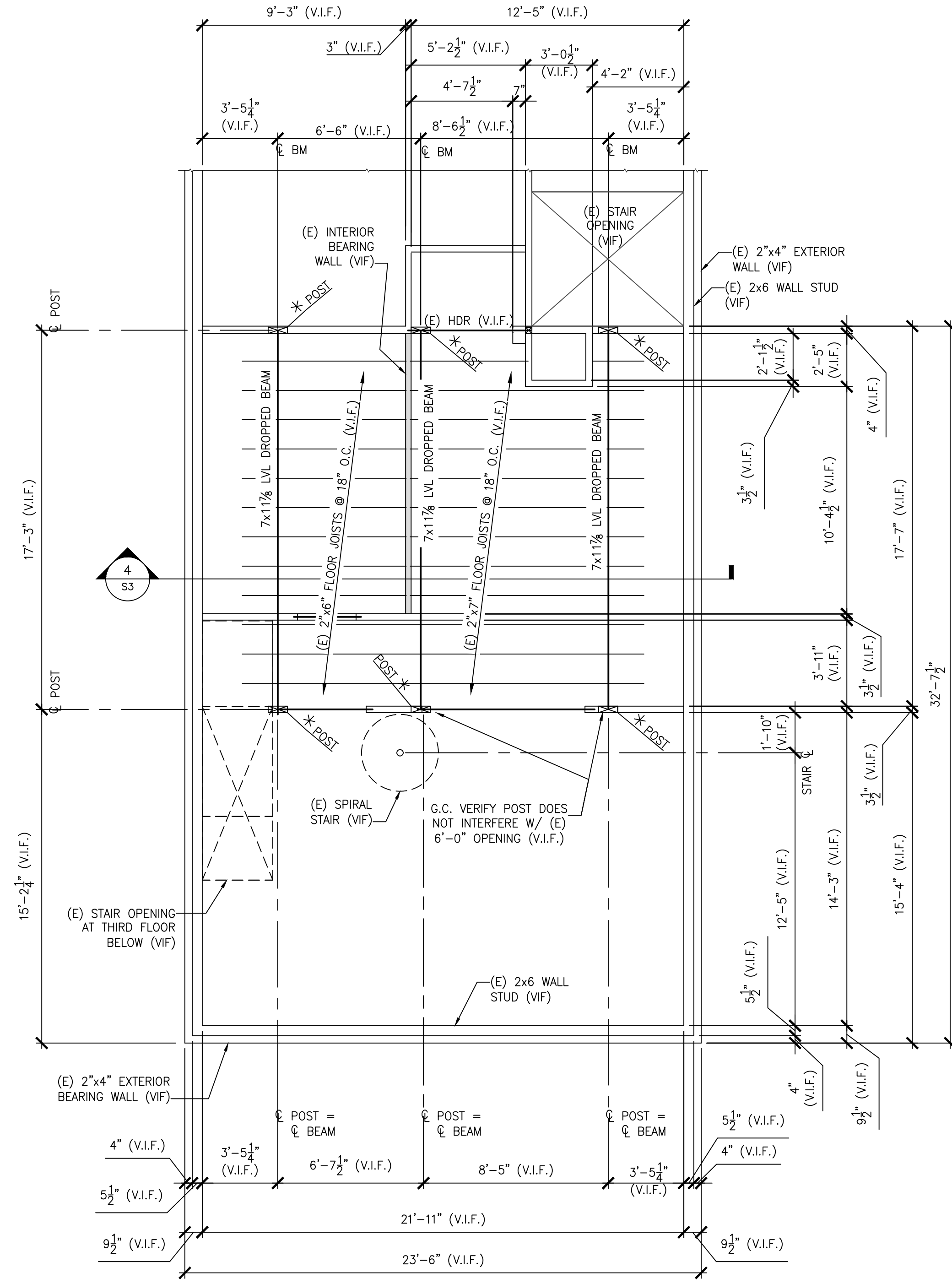
- NOTES:
- SEE GENERAL NOTES ON DWG S1.
  - "E" INDICATES: EXISTING CONDITIONS, OR MEMBERS.
  - "TYP." INDICATES: TYPICAL (ALSO SEE GENERAL NOTE #5).
  - "V.I.F." INDICATES: G.C. SHALL "VERIFY IN FIELD" EXISTING DIMENSIONS, ELEVATIONS, OR CONDITIONS INDICATED AND REPORT ANY DISCREPANCIES TO THE ENGINEER.
  - "U.O.N." INDICATES: UNLESS OTHERWISE NOTED.
  - "S.S." INDICATES: STAINLESS STEEL.
  - "\*\*" INDICATES: 7-2x4 POST (5-2x4 POST BENEATH LVL BEAM PLUS ADDITIONAL 2x4 ON BOTH SIDES OF BEAM/POST FASTENED TO BEAM W/ 4-16d NAILS AND FASTENED TO POST W. 2-16d NAILS @ 12" O.C. STAGGERED (TYP.))



**THIRD FLOOR FRAMING PLAN**

1/4" = 1'-0"

- NOTES:
- SEE GENERAL NOTES ON DWG S1.
  - "E" INDICATES: EXISTING CONDITIONS, OR MEMBERS.
  - "TYP." INDICATES: TYPICAL (ALSO SEE GENERAL NOTE #5).
  - "V.I.F." INDICATES: G.C. SHALL "VERIFY IN FIELD" EXISTING DIMENSIONS, ELEVATIONS, OR CONDITIONS INDICATED AND REPORT ANY DISCREPANCIES TO THE ENGINEER.
  - "U.O.N." INDICATES: UNLESS OTHERWISE NOTED.
  - "S.S." INDICATES: STAINLESS STEEL.
  - "\*\*" INDICATES: 7-2x4 POST (5-2x4 POST BENEATH LVL BEAM PLUS ADDITIONAL 2x4 ON BOTH SIDES OF BEAM/POST FASTENED TO BEAM W/ 4-16d NAILS AND FASTENED TO POST W. 2-16d NAILS @ 12" O.C. STAGGERED (TYP.))




**LOFT FRAMING PLAN**

1/4" = 1'-0"

- NOTES:
- SEE GENERAL NOTES ON DWG S1.
  - "E" INDICATES: EXISTING CONDITIONS, OR MEMBERS.
  - "TYP." INDICATES: TYPICAL (ALSO SEE GENERAL NOTE #5).
  - "V.I.F." INDICATES: G.C. SHALL "VERIFY IN FIELD" EXISTING DIMENSIONS, ELEVATIONS, OR CONDITIONS INDICATED AND REPORT ANY DISCREPANCIES TO THE ENGINEER.
  - "U.O.N." INDICATES: UNLESS OTHERWISE NOTED.
  - "S.S." INDICATES: STAINLESS STEEL.
  - "\*\*" INDICATES: 7-2x4 POST (5-2x4 POST BENEATH LVL BEAM PLUS ADDITIONAL 2x4 ON BOTH SIDES OF BEAM/POST FASTENED TO BEAM W/ 4-16d NAILS AND FASTENED TO POST W. 2-16d NAILS @ 12" O.C. STAGGERED (TYP.))

**L & L STRUCTURAL ENGINEERING SERVICES, INC.**  
 SIX Q. STREET  
 SOUTH PORTLAND, MAINE 04106  
 PHONE: (207) 767-4830  
 FAX: (207) 799-5432  
 EMAIL: JLEASURE@L-L-ENG.COM



rev.	date	description
A	10/04/17	FOR PERMIT & PRICING

designed by: JHL  
 drawn by: JHL  
 checked by: JHL  
 scale: AS NOTED  
 date: 08/16/17  
 plot date: 10/04/2017  
 project #: 2017-110A

**BUILDING LOCATED AT**  
 13 ATLANTIC STREET  
 PORTLAND, ME  
 STRUCTURAL RENOVATIONS  
 SECOND FLOOR, THIRD FLOOR, LOFT FRAMING PLAN

**S2**

THESE DRAWINGS HAVE BEEN DEVELOPED BY L&L STRUCTURAL ENGINEERING SERVICES, INC. FOR THE TITLED SET ONLY. THE DRAWINGS ARE THE SOLE PROPERTY OF L&L ENGINEERING SERVICES, INC. AND THEY SHALL NOT BE USED, LENT, COPIED OR ALTERED WITHOUT THE WRITTEN CONSENT OF L&L STRUCTURAL ENGINEERING SERVICES, INC.