NOTES:

ALL RAMPS SHALL COMPLY WITH ADA STANDARDS.

LANDING AREA MAY BE REQUIRED BASED ON SIDEWALK DIMENSIONS.

GRANITE CURB ADJACENT TO LANDING SHALL BE FLUSH WITH STREET.

SIDEWALK MATERIAL PER CITY SIDEWALK MATERIAL POLICY.

FLARED SECTIONS SHOULD MATCH THE SURFACE MATERIAL USED FOR THE SIDEWALK CONSTRUCTION.

FLARE MINIMUM:
4'–0" – SIDEWALK WITH ESPLANADE
7'–0" – SIDEWALK ONLY

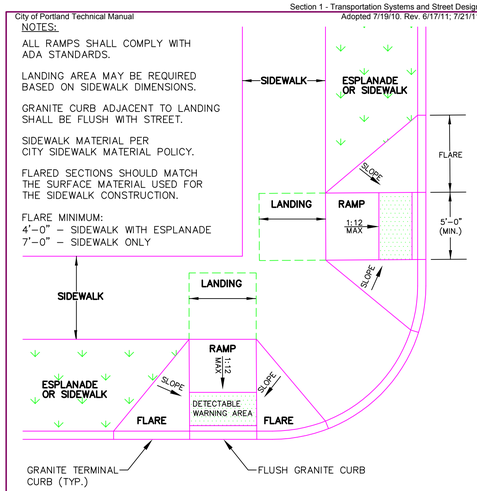

PREFERRED SIDEWALK RAMP AT INTERSECTION

NOT TO SCALE

DATE: FEBRUARY 2010 REVISED:	CITY OF PORTLAND, MAINE TECHNICAL STANDARDS MANUAL	TRANSPORTATION SYSTEMS AND STREET DESIGN SECTION I	FIGURE:
	PREFERRED SIDEWALK RAMP LOCATION AT INTERSECTION		I-6E

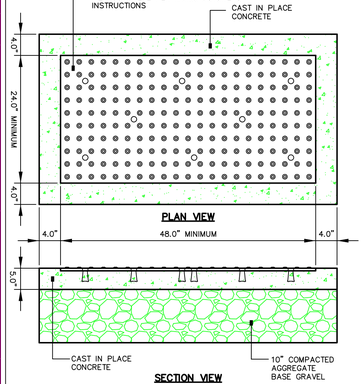

NOTES:

1. COMPOSITE WET SET (REPLACEABLE) DETECTABLE WARNING PANELS SHALL BE AS MANUFACTURED BY ADA SOLUTIONS, INC. (WWW.ADATILE.COM), OR APPROVED EQUAL.
2. CAST IN PLACE CONCRETE SHALL MEET SPECIFICATIONS FOR MAINE D.O.T. CLASS A STRUCTURAL CONCRETE, MINIMUM COMPRESSIVE STRENGTH 4,000 PSI. THE CONCRETE SHALL BE SEALED PRIOR TO SETTING PANELS. THE EXPOSED CONCRETE BORDER SHALL RECEIVE A GROOVED EDGE BETWEEN THE PANEL AND CONCRETE, ALONG WITH A UNIFORM BROOM FINISH PERPENDICULAR TO THE FLOW OF PEDESTRIAN TRAFFIC.
3. TRUNCATED DOMES SHALL BE ALIGNED IN ROWS, PARALLEL AND PERPENDICULAR TO THE PREDOMINANT DIRECTION OF TRAVEL. TRUNCATED DOME BRICKS AND GRANITE PAVERS ARE NOT ALLOWED.
4. FOR ALL DETECTABLE WARNING PANELS (EXCEPT AS SPECIFIED IN FIGURE I–7A AND TECHNICAL MANUAL SECTION 1.8.4.), FEDERAL YELLOW COLORED (#33538) PANELS SHALL BE USED. FOLLOW MANUFACTURER'S INSTRUCTIONS FOR INSTALLATION.
5. SIZE: THE DETECTABLE WARNING PANEL(S) SHALL EXTEND 24 INCHES MINIMUM IN THE DIRECTION OF TRAVEL AND THE FULL WIDTH OF THE CURB RAMP, LANDING, OR BLENDED TRANSITION TO THE STREET.
6. ORIENTATION: THE DETECTABLE WARNING PANEL SHALL BE LOCATED SO THAT THE EDGE NEAREST THE CURB LINE IS 6 INCHES MINIMUM AND 8 INCHES MAXIMUM FROM THE CURB LINE. THE PANEL SHALL BE ORIENTED TO THE DIRECTION OF TRAVEL AS IDENTIFIED BY THE POINT OF EGRESS.

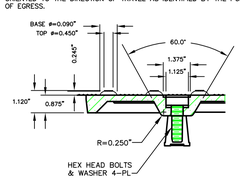

SIDEWALK RAMP DETECTABLE WARNING PANEL

NOT TO SCALE

DATE: FEBRUARY 2010 REVISED: MARCH 2, 2011 MARCH 21, 2011 AUGUST 8, 2011	CITY OF PORTLAND, MAINE TECHNICAL STANDARDS MANUAL	TRANSPORTATION SYSTEMS AND STREET DESIGN SECTION I	FIGURE:
	SIDEWALK RAMP DETECTABLE WARNING PANEL		I-7

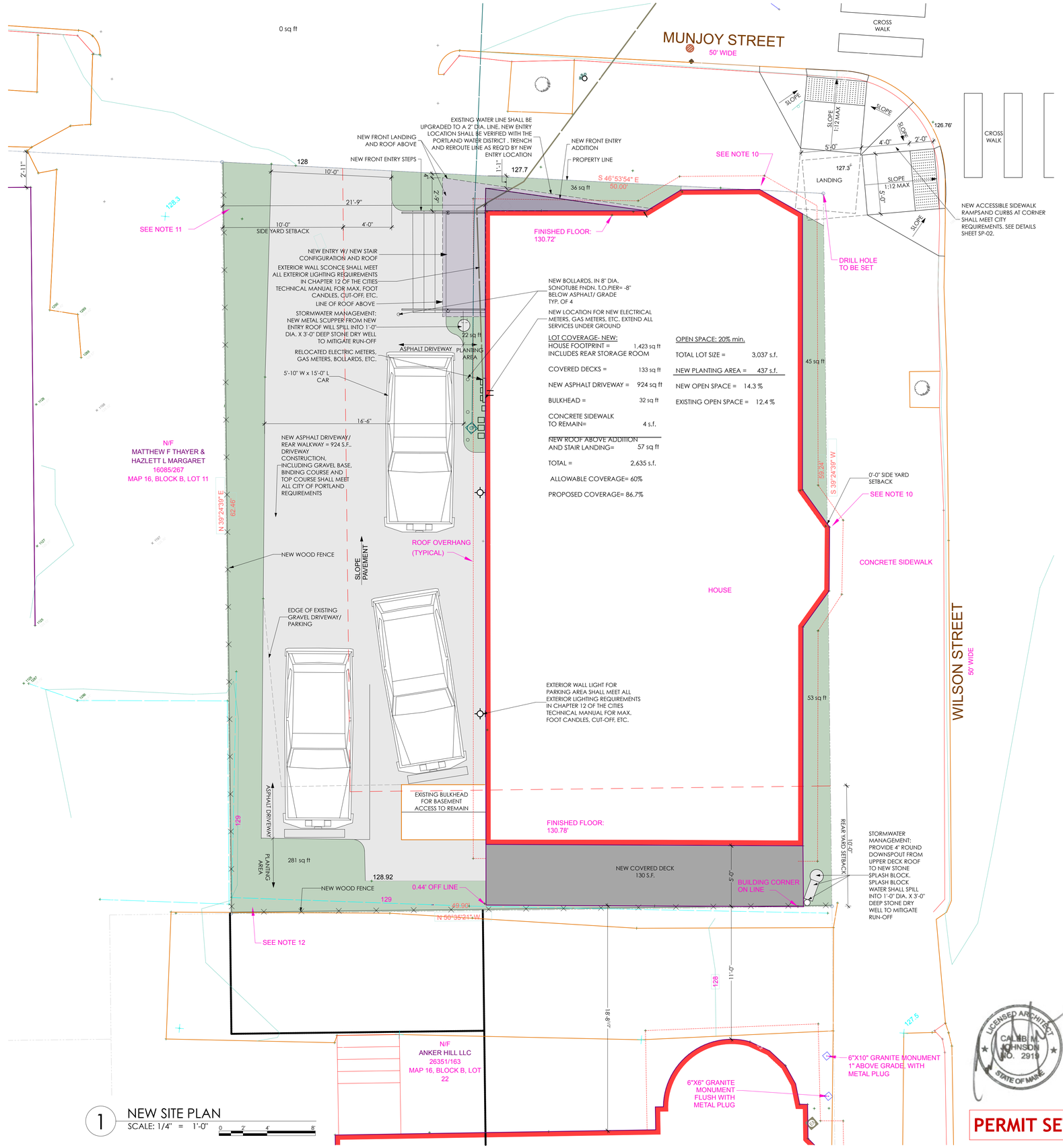

1 NEW SITE PLAN
SCALE: 1/4" = 1'-0"

CALEB JOHNSON ARCHITECTS + BUILDERS
265 MAIN STREET, SUITE 201 BIDDEFORD, ME 04005 C.JAB.ME
T: 207.283.8777 F: 207.283.8778

STUDIO MANAGER:
PROJECT ARCHITECT:

CHANGES THIS ISSUE:

ID	DESCRIPTION

ISSUE NUMBER / CHANGE NUMBER
A.X / CHXX

DESCRIPTION

SUBMISSIONS:

ISSUE	DATE	DESCRIPTION

CONSULTANTS:
#STRUCTURAL ENGINEER: #STRUCTURAL INTEGRITY CONSULTING ENGINEERS, INC
#CIVIL ENGINEER: #DAVID BUSH, PORTLAND, ME 04101
#AARON JONES

DRAFTSPERSON: Michael Chestnutt
DATE OF ISSUE: 07-01-2021
PROJECT STATUS: PRELIMINARY DESIGN

GRISANTI - MUNJOY ST
SUSAN GRISANTI
60 MUNJOY ST PORTLAND ME 04101

NEW SITE PLAN
SP-02

LICENSED ARCHITECT CALEB M. JOHNSON NO. 2919 STATE OF MAINE

PERMIT SET

/Volumes/Network Files/CJAB/PROJECTS/B COMMERCIAL STUDIO/1 Current Projects/Grisanti Munjoy St/1 DESIGN/DRAWINGS/5 CD/ARCHICAD/Grisanti CD NEW EXIT STAIR OPTION 2 4.27.17.pln