



Water-Based Fire Suppression System Permit Application

If you or the property owner owes real estate or personal property taxes or user charges on any property within the City, payment arrangements must be made before permits of any kind are accepted.

Address/Location of Construction: 72 Munjoy St.		
Total Square Footage of Proposed Structure: 6040 sq ft		
Tax Assessor's Chart, Block & Lot Chart# Block# Lot# 16 B 8 Tax ID 46-0611023	Applicant Name: Tim Fortin Address 278 Harris Rd Minot ME 04258 City, State & Zip	Telephone: 207-393-7422 Email: FPSSDESIGN@live.com
Lessee/Owner Name: (if different than applicant) Robert Leblanc Address: 11 Rose City, State & Zip: 72 Munjoy St Telephone & E-mail: 205-776-0913 RobertLeblanc1@me.com	Contractor Name: FPSS (if different from Applicant) Address: 278 Harris Rd City, State & Zip: Minot ME 04258 Telephone & E-mail: 207-393-7422 FPSSDESIGN@Live.com	Cost Of Work: \$ 15,000 Fees: first \$1000 = \$25 fee + \$11 for every other \$1000 of Cost of work Total Fees : \$ _____
Current use (i.e. single family) _____ 1/A _____ If vacant, what was the previous use? _____ 1/A _____ Proposed Specific use: Condo _____ Is property part of a subdivision? <input checked="" type="checkbox"/> If yes, please name _____ Project description: _____		
Who should we contact when the permit is ready: Tim Fortin		
Address: 278 Harris Rd		
City, State & Zip: Minot ME 04258		
E-mail Address: fpssdesign@live.com		
Telephone: 207-393-7422		

Please submit all of the information outlined on the applicable checklist. Failure to do so causes an automatic permit denial.

In order to be sure the City fully understands the full scope of the project, the Planning and Development Department may request additional information prior to the issuance of a permit. For further information or to download copies of this form and other applications visit the Inspections Division on-line at www.portlandmaine.gov, or stop by the Inspections Division office, room 315 City Hall or call 874-8703.

I hereby certify that I am the Owner of record of the named property, or that the owner of record authorizes the proposed work and that I have been authorized by the owner to make this application as his/her authorized agent. I agree to conform to all applicable laws of this jurisdiction. In addition, if a permit for work described in this application is issued, I certify that the Code Official's authorized representative shall have the authority to enter all areas covered by this permit at any reasonable hour to enforce the provisions of the codes applicable to this permit.

Signature: Tim Fortin **Date:** 5-9-16

This is not a permit; you may not commence ANY work until the permit is issued.



Water-Based Fire Suppression System Permit Application Checklist

All of the following information is required and must be submitted. Checking off each item as you prepare your application package will ensure your package is complete and will help to expedite the permitting process.

Complete and submit the following for all systems:

- Vectored pdf plans and documents included (same as submitted to the State Fire Marshal where applic)*
- Sprinkler installation costs: \$15,000
- State Sprinkler license number: FSC905
- State Sprinkler Permit / log number: 1672926-1813509
- Life Safety Code Occupancy Classification: light hazard
- Is this new work or a renovation to an existing system? new
- Will the system be a combination sprinkler and standpipe system? no
- The water supply is: Municipal Pump and tank Other: _____
- A copy of the state sprinkler permit with RMS sign off is required prior to the final inspection
- Design complies with City Code Ch. 10 and Fire Department Regulations Ch 6: yes

The following checks lists are to be completed as applicable:

NFPA 13D sprinkler check list (Rooming and Lodging & Small Residential Board and Care only)

- Is this check list applicable? no
- What edition of NFPA 13D is the designed to? _____
- Is the building part of a mixed occupancy? _____
- Will all habitable areas and closets be sprinklered? _____
- Will the entrance foyers be sprinklered? _____
- Is this a multipurpose piping system? _____
- Does the system use pex piping? _____
- Will the water supply meet the requirements for a two-family dwelling? _____
- Will water flow activate the fire alarm system? _____
- Will the valves be electrically supervised? _____
- A city plumbing permit has been pulled: _____

NFPA 13R sprinkler check list

- Is this check list applicable? yes
- What edition of NFPA 13R is the designed to? 2010
- Building construction type: Wood Framing
- Will the sprinkler system provide complete or partial coverage of the building? partial
- Will covered exterior balconies, decks and ground floor patios be sprinklered? no
- Size of riser assembly: 1 1/2"
- Fire department connection- number of 2 1/2" inlets: 1
- Electrical supervision will be provided via the fire alarm system per NFPA 101:9.7.2: yes
- Is the nearest fire hydrant within 100 ft. of the FDC? yes
- The completed *Contractor's Material and Test Certificate for Aboveground Piping* shall be provided at the completion of the job? yes

NFPA 13 sprinkler check list

- Is this check list applicable? no
- What edition of NFPA 13 is the designed to? _____
- Building construction type: _____
- Will the sprinkler system provide complete or partial coverage of the building? _____
- System type (See NFPA 13:3.4): _____
- NFPA 13 Occupancy Classification (Hazard): _____
- Is the structure high-rise (see NFPA 101:3.3.32.7)? _____
- Size of riser assembly: _____
- Fire department connection- number of 2 1/2" inlets: _____
- Electrical supervision will be provided via the fire alarm system per NFPA 101:9.7.2: _____
- Is the nearest fire hydrant within 100 ft. of the FDC? _____
- The completed *Contractor's Material and Test Certificate for Aboveground Piping* shall be provided at the completion of the job? _____

NFPA 14 standpipe check list

- Is this check list applicable? _____
- What edition of NFPA 14 is the designed to? _____

- What class of standpipe is this? _____
- Is the system automatic or manual? _____
- Is the system wet or dry (see NFPA 14:5.4.1.4)? _____
- Is the structure high-rise (see NFPA 101:3.3.32.7)? _____
- What is the minimum residual pressure for the most remote hose connection (see NFPA 14:7.8.1 and 7.8.2)? _____
- What is the maximum static pressure at hose connections (see NFPA 14:7.8.3)? _____
- Are floor control valve assemblies provided (see NFPA 14:6.3.5)? _____
- Number of standpipes (see NFPA 14:3.3.11): _____
- Minimum required flow rate (see NFPA 14:7.10): _____
- Fire department connection- number of 2 ½" inlets (see NFPA 14:7.12.3): _____
- What is the pressure required at the FDC inlets to deliver the system demand (see NFPA 14:6.4.5.2.2): _____
- Is the nearest fire hydrant within 100 ft. of the FDC (see NFPA 14:6.4.5.4)? _____
- The completed *Standpipe Contractor's Material and Test Certificate for Aboveground Piping and Underground Piping* as applicable shall be provided at the completion of the job (see NFPA 14:11.1.3): _____

NFPA 20 fire pump check list (not required for NFPA 13D systems)

- Is this check list applicable? no
- What edition of NFPA 20 is the designed to? _____
- What is the water source? _____
- Is the pump and associated equipment listed for fire service? _____
- What is the minimum required flow rate? _____
- What is the pump driver type? _____
- Is the pump design less than 7 hp? _____
- If less than 7 hp does the pump have a general listing and has its use been approved by the State Fire Marshal's Office? _____
- Will the equipment be protected in accordance with NFPA 14:5.12? _____
- Is the pump installed at least 50 ft. from the protected premises? _____
- If not what is the fire resistance separation provided (see NFPA 14:5.12.1.1)? _____

NFPA 24 private fire mains and hydrants check list

- Is this check list applicable? no
- All information shall be provided per NFPA 24:4.1.3 prior to construction? _____
- Design/installation shall comply with City Code Ch. 10 and Fire Department Regulations Ch 2:

- What is the minimum fire main size serving a fire hydrant? _____
- What is the minimum fire main size not serving a fire hydrant? _____
- What is the minimum fire flow available from the water supply? _____
- If the water supply is stored water, what is the quantity available? _____
- The completed *Contractor's Material and Test Certificate for Underground Piping* shall be provided at the completion of the job? _____
- The completed *City of Portland Test and Maintenance Report and Hydrant Flow Test Report* shall be provided at the completion of the job? _____

*** See Applicant Submittal Requirements for Electronic Plan Review.**


Separate permits are required for internal and external plumbing, & electrical installations.

For questions on Fire Department requirements call the Fire Prevention Officer at (207) 874-8405.

Please submit all of the information outlined in this application checklist. If the application is incomplete, the application may be refused.

In order to be sure the City fully understands the full scope of the project, the Planning and Development Department may request additional information prior to the issuance of a permit. For further information or to download copies of this form and other applications visit the Inspections Division on-line at www.portlandmaine.gov, or stop by the Inspections Division office, room 315 City Hall or call 874-8703.

This is not a Permit; you may not commence any work until the Permit is issued.



PORTLAND MAINE

Strengthening a Remarkable City, Building a Community for Life • www.portlandmaine.gov

Jeff Levine, AICP, Director
Director of Planning and Urban Development

Tammy Munson
Director, Inspections Division

Electronic Signature and Fee Payment Confirmation

Notice: Your electronic signature is considered a legal signature per state law.


By digitally signing the attached document(s), you are signifying your understanding this is a legal document and your electronic signature is considered a **legal signature** per Maine state law. You are also signifying your intent on paying your fees by the opportunities below.

I, the undersigned, intend and acknowledge that no permit application can be reviewed until payment of appropriate permit fees are **paid in full** to the Inspections Office, City of Portland Maine by method noted below:


Within 24-48 hours, once my complete permit application and corresponding paperwork has been electronically delivered, I intend to **call the Inspections Office** at 207-874-8703 and speak to an administrative representative and provide a credit/debit card over the phone.

Within 24-48 hours, once my permit application and corresponding paperwork has been electronically delivered, I intend to **hand deliver** a payment method to the Inspections Office, Room 315, Portland City Hall.

I intend to deliver a payment method through the U.S. Postal Service mail once my permit paperwork has been electronically delivered.

Applicant Signature: 

Date: 5-9-16

I have provided digital copies and sent them on: 

Date: 5-9-16

NOTE: All electronic paperwork must be delivered to buildinginspections@portlandmaine.gov or by physical means ie; a thumb drive or CD to the office.

Room 315 - 389 Congress Street- Portland, Maine 04101 (207) 874-8703 - Fax: 874-8716 - TTY: 874-8936