
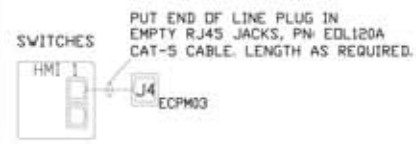
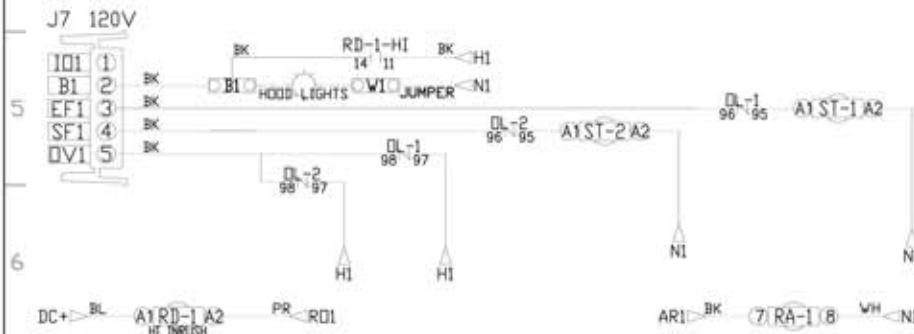
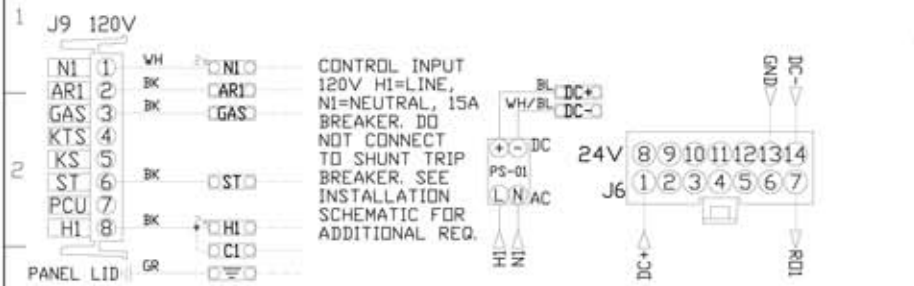


UNLESS SPECIFIED OTHERWISE, ALL FACTORY AC WIRING 16 AWG. ALL FACTORY DC WIRING 18 AWG.



FACTORY WIRING SCHEMATIC CIRCUIT BOARDS
ECPM03 Rev. 1.29
HMI Rev. 1.05

RA-x	RD-x
120 VAC RELAY	24 VDC RELAY
NO 4 3	14 NO
NC 2 1	12 NC
COIL 8 7	+A1 A2 COIL
COM 6 5	11 COM

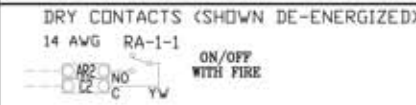
COMPONENT LIST

LABEL	DESCRIPTION
ST-x	Starter P6 varies
DL-x	Overload P6 varies
C-x	Contactor P6 varies
PS-1	Power Sup. 24VDC P6 2K-13-24
RA-x	120V Relay SPDT P6 34332542
RD-x	24VDC High Inrush P6 288-127 High-In.
TS-x	Duct Thermostat P6 A/C-10-147-248.

LEGEND

--- FIELD WIRING
--- FACTORY WIRING

BK- BLACK YV- YELLOW
BL- BLUE GN- GRAY
BR- BROWN PB- PURPLE
CR- CRANE RD- RED
WH- WHITE
DR/B- DR/B. STRIPE
BL/RD- BL/RD STRIPE
RD/WH- RD/WH STRIPE
WH/BL- WH/BL STRIPE



JOB NAME
90 Congress St. r.m.

DRAWING TITLE
SC-311110FP

DESCRIPTION OF OPERATION
3 Phase w/ 1 Exhaust Fan, 1 Supply Fan, Exhaust on in Fire, Lights out in Fire, Fans On/Off Thermostatically Controlled. Room temperature sensor shipped loose for field installation.

JOB NO 1910978	DRAWN BY
TYPE FACTORY	DATE 11/26/2013
DRG NO ECP #1-2	