



PORTLAND MAINE

Strengthening a Remarkable City, Building a Community for Life • www.portlandmaine.gov

Jeff Levine, AICP, Director
Director of Planning and Urban Development

Tammy Munson
Director, Inspections Division

Electronic Signature and Fee Payment Confirmation

Notice: Your electronic signature is considered a legal signature per state law.

By digitally signing the attached document(s), you are signifying your understanding this is a legal document and your electronic signature is considered a **legal signature** per Maine state law. You are also signifying your intent on paying your fees by the opportunities below.

I, the undersigned, intend and acknowledge that no permit application can be reviewed until payment of appropriate permit fees are **paid in full** to the Inspections Office, City of Portland Maine by method noted below:

- Within 24-48 hours, once my complete permit application and corresponding paperwork has been electronically delivered, I intend to **call the Inspections Office** at 207-874-8703 and speak to an administrative representative and provide a credit/debit card over the phone.
- Within 24-48 hours, once my permit application and corresponding paperwork has been electronically delivered, I intend to **hand deliver** a payment method to the Inspections Office, Room 315, Portland City Hall.
- I intend to deliver a payment method through the U.S. Postal Service mail once my permit paperwork has been electronically delivered.

Applicant Signature:

Sheldon Ashley

Date:

4/24/13

I have provided digital copies and sent them on:

Date:

4/26/13

NOTE: All electronic paperwork must be delivered to buildinginspections@portlandmaine.gov or by physical means ie; a thumb drive or CD to the office.

Room 315 - 389 Congress Street- Portland, Maine 04101 (207) 874-8703 - Fax: 874-8716 - TTY: 874-8936



Pool Installation/Construction Permit Application

If you or the property owner owes real estate or personal property taxes or user charges on any property within the City, payment arrangements must be made before permits of any kind are accepted.

Location/Address of Construction:		
Total Square Footage of Proposed Structure 475		Square Footage of Lot 8345.1
Tax Assessor's Chart, Block & Lot Chart# Block# Lot#	Owner name & address: Ashby Team, LLC Sheldon Ashby 294 Eastern Promenade Portland, ME 04101	Telephone: 797-0000 E Mail: Sheldon_Ashby@yahoo.com
Lessee/Buyer's Name (If Applicable)	Applicant name, address & telephone: Same	Cost Of Work: \$ 25,500 Fee: \$ 255
Dimensions of pool: 18 x 36 Mountain Lake style above or below ground: below ground Dimensions of decking and/or any platforms, sheds, or other structures: NA		
Contractor's Name, address, phone # and E-mail: Quality Design Pools, 13 Colmanite Dr, Amherst, NH. 03031		
Who should we contact when the permit is ready: Sheldon Ashby		
Mailing address: 294 E. Prom Portland, ME 04101	Phone: 797-0000	E Mail: Sheldon_Ashby@yahoo.com

Please submit all of the information outlined in the pool application checklist. Failure to do so could result in the automatic denial of your permit.

In order to be sure the City fully understands the full scope of the project, the Planning and Development Department may request additional information prior to the issuance of a permit. For further information visit us on-line at www.portlandmaine.gov, stop by the Building Inspections office, room 315 City Hall or call 874-8703.

I hereby certify that I am the Owner of record of the named property, or that the owner of record authorizes the proposed work and that I have been authorized by the owner to make this application as his/her authorized agent. I agree to conform to all applicable laws of this jurisdiction. In addition, if a permit for work described in this application is issued, I certify that the Code Official's authorized representative shall have the authority to enter all areas covered by this permit at any reasonable hour to enforce the provisions of the codes applicable to this permit.

Signature: Sheldon Ashby	Date: 4/24/13
---------------------------------	----------------------

This is not a permit; you may not commence ANY work until the permit is issued.



Pool Installation/Construction Checklist

All of the following information is required and must be submitted. Checking off each item as you prepare your application package will ensure your package is complete and will help to expedite the permitting process.

- A plot plan showing the shape and dimension of the lot, footprint of the pool and its distance from the actual property lines, and the principal structure. Include any decks or accessory structures
- A complete set of plans that include structural details, size and dimensions and a cross section showing the slope and depth ratios, or for above ground pool, design specifications. Often this information can be obtained from the manufacturer.
- A complete set of construction details for any accessory structures or decks including: pier or foundation layout, framing, fastenings, guards/handrails, baluster spacing and stair dimensions
NA
- Details of required barrier protection including the design of fencing, gates, latches, ladders, or audible alarms (if applicable). Please show where they will be located and how they are constructed. This information can often be obtained from the manufacturer
- Proof of ownership is required if it is inconsistent with the assessors records

**All pool installations must be conducted in compliance with the
IRC 2009 Building Code**

Separate permits are required for HVAC, and electrical installations.

Permit Fee: \$30.00 for the first \$1000.00 construction cost, \$9.00 per additional \$1000.00 cost

This is not a Permit; you may not commence any work until the Permit is issued.



	Residential	Commercial	Concealed Fasteners	Industrial/Heavy Ind.
Post	2" x 2" x .060 Wall*	2" x 2" x .060 Wall*	2" x 2" x .060 Wall*	2-1/2" x 2-1/2" x .100 Wall
	2" x 2" x .080 Wall	2" x 2" x .080 Wall	2" x 2" x .080 Wall	3" x 3" x .125 Wall**
	2" x 2" x .125 Wall	2" x 2" x .125 Wall	2" x 2" x .125 Wall	4" x 4" x .125/.250 Wall
	2-1/2" x 2-1/2" x .100 Wall	2-1/2" x 2-1/2" x .100 Wall	2-1/2" x 2-1/2" x .100 Wall	6" x 6" x .125/.250 Wall
Horizontal Rails	1-1/8" x 1"	1-1/8" x 1-3/4"	1-3/8" x 1-1/4"	1-5/8" x 1-5/8"
Enclosed Bottom	N/A	N/A	N/A	Heavy Industrial Only
Side Walls	.082	.082	.060	.100
Top Walls	.062	.062	.062	.070
Pickets	5/8" x 5/8" x .050 Wall	3/4" x 3/4" x .050 Wall	5/8" x 5/8" or 3/4" x 3/4" x .050 Wall	1" x 1" x .062 Wall
Picket Spacing	3-13/16" or 1-5/8"	3-31/32" or 1 5/8"	3-13/16" or 1-5/8" for Residential 3-3/4" or 1-1/2" for Commercial	4" or 1-1/2"
Heights	3, 3 1/2, 4, 4 1/2, 5, & 6 Feet	3, 3 1/2, 4, 4 1/2, 5, & 6 Feet	3, 3 1/2, 4, 4 1/2, 5, & 6 Feet	3, 3 1/2, 4, 5, 6, 7, 8 & 10 Feet
Colors	All Colors	All Colors except Walnut Brown	Residential: All Colors Commercial: All colors except Walnut Brown	All Colors

Screws: 410 Stainless Steel corrosion resistant. The heads are coated with zinc and yellow chromate, then painted to match the color of the fence.

Panels: Fully assembled 6 feet in length plus or minus one inch.

Colors Available: Black, Quaker Bronze, White, Walnut Brown, Beige, Sandstone & Hartford Green. Custom colors available upon request.

*Not available in Walnut Brown, Beige, Sandstone or Hartford Green - **Not available in Walnut Brown



Residential

NEW!



Concealed Fastener
No Exposed Screws



Commercial



Industrial



Heavy Industrial
No Exposed Screws



EFS-10



EFS-15



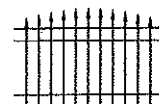
EFF-20



EFF-25



EFS-50



EFS-55



Lifeguard



Pressed Spear



Quad Finial



Tri-Finial



Fleur-De-Lis



Circles



Butterfly Scrolls



Floor Flange



Webbed Plate



Rail End




Swivel Rail End

Manufactured by:

Elite Fence Products, Inc.
25551 Joy Blvd.
Harrison Twp., MI 48045
Phone (586) 468-4448
Toll-Free 1-800-783-1331
Fax (586) 468-4884

www.elitefence.com




AAMA 2604 COMPLIANT


PROUDLY MADE IN AMERICA
EXTRUDED & ASSEMBLED




Distributed by:




Residential EFF-20 w/Optional Circles




Residential EFF-20 4' High Modified for BOCA



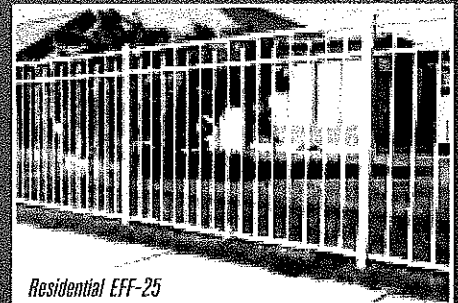
EFF-25 w/Optional 1-5/8" Spacing



LifeGard




Residential EFS-10



Residential EFF-25



EFF-20 w/2 1/2" Top Cover



Residential EFS-15 w/Optional Short Spears

POWDER
COATED
FINISH

AAMA 2604 COMPLIANT

Available in Seven Sensational Colors:

* Black
 White
 Quaker Bronze
 Walnut Brown

Beige
 Hartford Green
 Sandstone

