

NOTE:

AN ANALYSIS FOR THE CAPACITY OF THE EXISTING STRUCTURES TO SUPPORT THE PROPOSED EQUIPMENT SHALL BE DETERMINED PRIOR TO CONSTRUCTION.

NOTE:

REFER TO THE FINAL RF DATA SHEET FOR FINAL ANTENNA SETTINGS.

NOTE:

PAINT ALL VISIBLE PROPOSED ANTENNAS & CABLE TRAYS TO MATCH EXISTING SURROUNDINGS

EXISTING ANTENNA SCHEDULE

SECTOR	MAKE	MODEL#	SIZE (INCHES)	AZIMUTH
ALPHA:	RFS	APX16DWV_16DWVS_09	55.9x13.3x3.15	30°
BETA:	RFS	APX16DWV_16DWVS_09	55.9x13.3x3.15	150°
GAMMA:	RFS	APX16DWV_16DWVS_09	55.9x13.3x3.15	270°

PROPOSED ANTENNA SCHEDULE


SECTOR	MAKE	MODEL#	SIZE (INCHES)	AZIMUTH
ALPHA:	RFS COMMSCOPE	APX16DWV_16DWVS_09 LNX-6515DS-A1M	55.9x13.3x3.15 96.4x11.9x7.1	30° 30°
BETA:	RFS COMMSCOPE	APX16DWV_16DWVS_09 LNX-6515DS-A1M	55.9x13.3x3.15 96.4x11.9x7.1	150° 150°
GAMMA:	RFS COMMSCOPE	APX16DWV_16DWVS_09 LNX-6515DS-A1M	55.9x13.3x3.15 96.4x11.9x7.1	270° 270°

**T-MOBILE
NORTHEAST LLC**


15 COMMERCE WAY, SUITE B
NORTON, MA 02766
OFFICE: (508) 286-2700
FAX: (508) 286-2893



1997 ANNAPOLIS EXCHANGE PKWY
SUITE 200
ANNAPOLIS, MD 21401



1600 OSGOOD STREET
BUILDING 20 NORTH, SUITE 3090
N. ANDOVER, MA 01845
TEL: (978) 557-5553
FAX: (978) 336-5586



CHECKED BY: AT

APPROVED BY: DJC

SUBMITTALS			
REV.	DATE	DESCRIPTION	BY
2	02/12/16	ISSUED FOR PERMITTING	EB
1	01/19/16	ISSUED FOR REVIEW	EB
0	12/08/15	ISSUED FOR REVIEW	VP

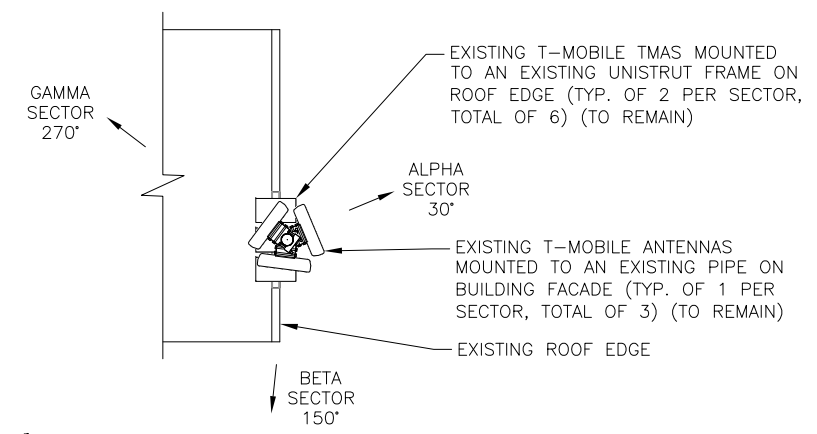
SITE NUMBER:
4DN2283A

SITE NAME:
ME283/PROMENADE EAST

SITE ADDRESS:
340 EASTERN PROMENADE
PORTLAND, ME 04101
CUMBERLAND COUNTY

SHEET TITLE
EXISTING/PROPOSED
ANTENNA PLANS

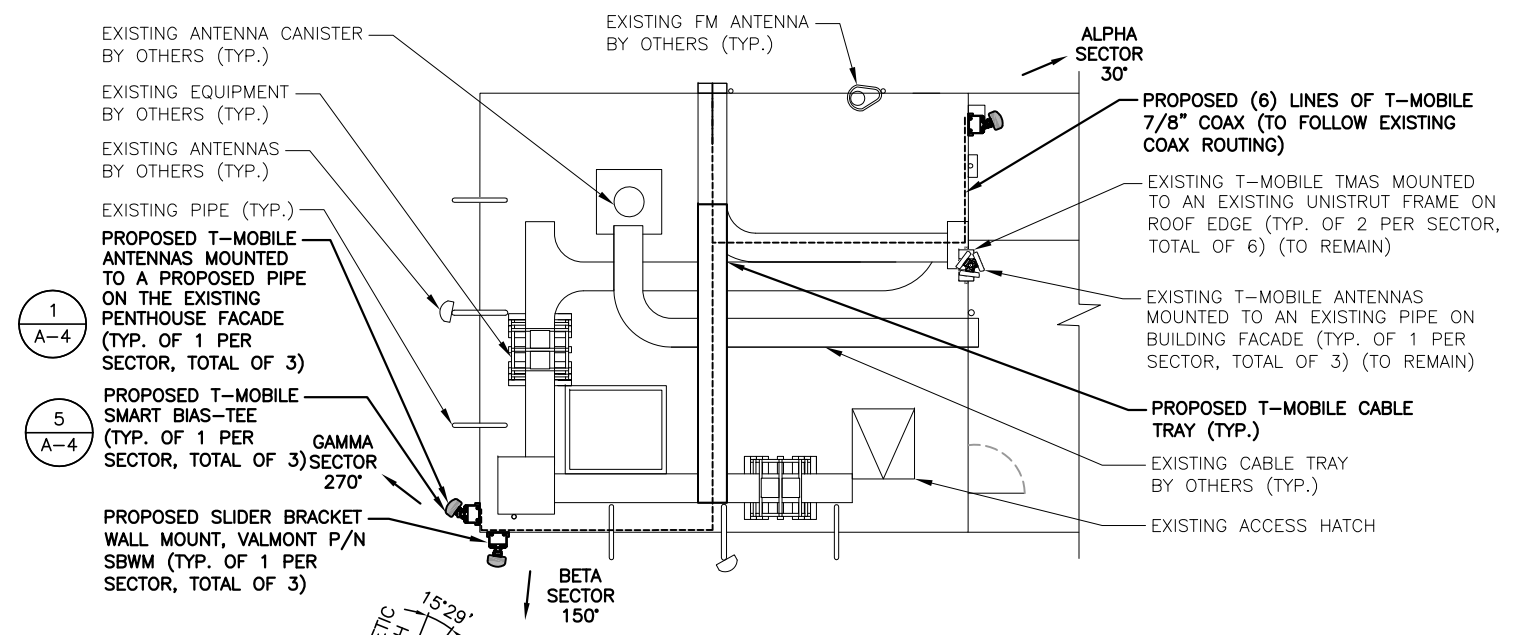

SHEET NUMBER
A-3



EXISTING ANTENNA PLAN

22x34 SCALE: 1/2"=1'-0"
11x17 SCALE: 1/4"=1'-0"

1
A-3



PROPOSED ANTENNA PLAN

22x34 SCALE: 3/16"=1'-0"
11x17 SCALE: 3/32"=1'-0"

2
A-3

