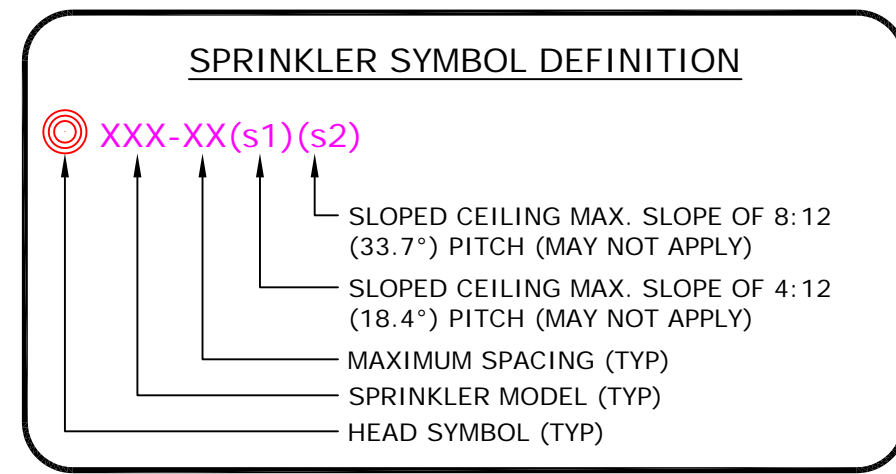


Markup Legend	
Delete Line	
Add Line	
Add Tee	
Add Elbow	
Add Coupling	
Add Head	
Delete Head	
Move Head	



COLOR/LINETYPE LEGEND

BLUE LINES = FEED TO FIXTURES (BATH, SHOWER, ETC.).
 GREEN LINES = INTERLEVEL CONNECTIONS.
 BLACK LINES = SPRINKLER HEAD TO SPRINKLER HEAD.

= 1/2" PIPE SIZE
 = 3/4" PIPE SIZE
 = 1" PIPE SIZE
 = 1-1/4" PIPE SIZE
 = 2" PIPE SIZE



TECHNICAL SERVICES - DESIGN DEPARTMENT
 5925 149th Street, Suite 100, Arden Valley, MN 55124
 T 888.594.7726 F 952.997.1731
 EMAIL DESIGN.SERVICES@UPONOR.COM
 WEB WWW.UPONOR-USA.COM

Multipurpose Fire Safety Systems

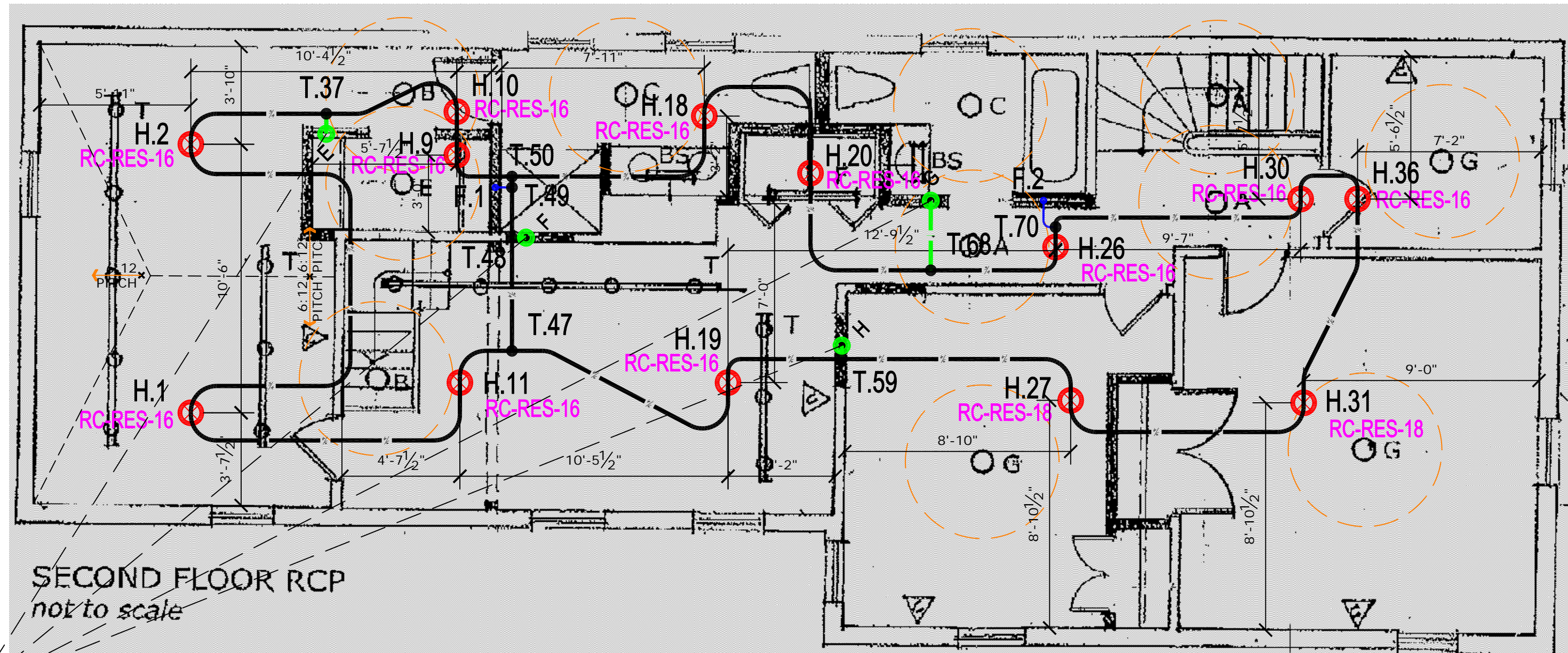
The Uponor Residential Fire Safety System is a residential fire protections system installed in combination with the cold side of the domestic potable water system. Only licensed contractors trained by Uponor can install this system.

What to do if Changes are Required

If any features or obstructions require the addition or deletion of sprinkler heads, or significant relocation of sprinkler heads, contact the Uponor Design Department to determine if observed changes require a redesign (888.594.7726).

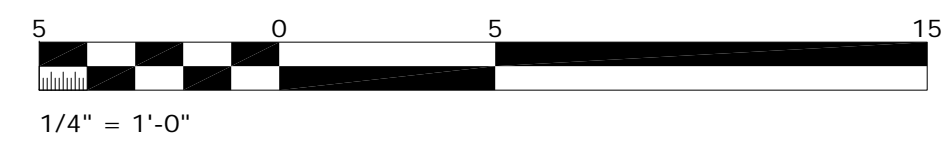
DISCLAIMER

THIS SERIES OF PLUMBING, MECHANICAL, ELECTRICAL, GAS, AND HVAC DRAWINGS, INCLUDING SCHEDULES, SPECIFICATIONS, AND NOTES, IS THE PROPERTY OF UPONOR, INC. AND IS NOT TO BE REPRODUCED, COPIED, OR TRANSMITTED IN ANY FORM OR BY ANY MEANS, ELECTRONIC OR MECHANICAL, INCLUDING PHOTOCOPYING, RECORDING, OR BY ANY INFORMATION STORAGE AND RETRIEVAL SYSTEM. UPONOR, INC. TECHNICAL SERVICES - DESIGN DEPARTMENT HAS PREPARED THESE DRAWINGS TO MEET PROFESSIONAL STANDARDS OF DESIGN AND CONSTRUCTION. BEFORE STARTING ALL WORK, THE CONTRACTOR SHALL VERIFY ALL DIMENSIONS, MATERIALS, AND/OR FIRE CODES USED. REPORT ANY ERRORS AND/OR DESIGN CHANGES TO UPONOR, INC. TECHNICAL SERVICES - DESIGN DEPARTMENT IMMEDIATELY. UPONOR, INC. TECHNICAL SERVICES - DESIGN DEPARTMENT DESIGN CHANGES ARE NOT REPORTED BACK TO UPONOR, INC. IT IS THE SOLE RESPONSIBILITY OF THE INSTALLER TO ENSURE SYSTEM DESIGN WILL FUNCTION IN ACCORDANCE WITH ALL APPLICABLE CODES AND REGULATIONS. UPONOR, INC. TECHNICAL SERVICES - DESIGN DEPARTMENT SHALL NOT BE RESPONSIBLE FOR ANY DAMAGES THAT MAY RESULT FROM THE APPLICATION AND INCORRECT INTERPRETATION OF THESE DRAWINGS.
 SALES REP.



1" AQUAPEX INTERLEVEL CONNECTIONS FROM FIRST FLOOR TO SECOND FLOOR

1 SECOND FLOOR
 F101
 1/4" = 1'-0"



10 HOWARD STREET
PORTLAND, ME 04101

SHEET DESCRIPTION
 SECOND FLOOR

SHEET NUMBER

F101

DRAWN BY:	BRENT KOTIULA, SET IV	CONTACT PH. NUMBER:	207-939-4515
CHECKED BY:	DAN HUBBARD	ALLIANCE ID:	TBD
CERTIFICATION LEVEL:	SET IV	PLOT DATE:	4/22/13
CERTIFICATION NUMBER:	115052	SHEET SCALE:	1/4" = 1'-0"
COMPANY:	FORTIN SERVICES	PROJECT NUMBER:	13359F
CONTACT:	CHARLES FORTIN	SQUARE FEET:	3477 SQ. FT.
REVISIONS			
NO.	DATE	DESCRIPTION	
1	4/26/13	SIDEWALL SPRINKLERS IN FRONT ROOMS	