Markup Legend	
Delete Line	
Add Line	
Add Tee	
Add Elbow	
Add Coupling	
Add Head	A.1 A.2 A.3
Delete Head	
Move Head	
Note: All revisions must be reviewed by Uponor	

Table F002-1

Multipurpose Fire Safety Systems

The Uponor Residential Fire Safety System is a residential fire protections system installed in combination with the cold side of the domestic potable water system. Only licensed contractors trained by Uponor can install this system.

What to do if Changes are Required

If any features or obstructions require the addition or deletion of sprinkler heads, or significant relocation of sprinkler heads, contact the Uponor Design Department to determine if observed changes require a redesign (888.594.7726).

SPRINKLER SYMBOL DEFINITION

XXX-XX(s1)(s2)

- SLOPED CEILING MAX. SLOPE OF 8:12 (33.7°) PITCH (MAY NOT APPLY)
- SLOPED CEILING MAX. SLOPE OF 4:12 (18.4°) PITCH (MAY NOT APPLY)
- MAXIMUM SPACING (TYP)
- SPRINKLER MODEL (TYP)
- HEAD SYMBOL (TYP)

COLOR/LINETYPE LEGEND

BLUE LINES= FEED TO FIXTURES (BATH, SHOWER, ETC.).
GREEN LINES= INTERLEVEL CONNECTIONS.
BLACK LINES= SPRINKLER HEAD TO SPRINKLER HEAD.

- = 1/2" PIPE SIZE
- = 3/4" PIPE SIZE
- = 1" PIPE SIZE
- = 1-1/4" PIPE SIZE
- = 2" PIPE SIZE

MOST HYDRAULICALLY REMOTE HEADS			
	HEAD #	GPM	PRESSURE REQ'D AT STREET
1 HEAD	H.31	18	45.52
2 HEAD	H.30 & H.26	26.2894	53.24

R44-16 - - - 1
RELIABLE Model F1-R44 Recessed Sidewall Sprinkler----Deflector 4"-6" Down
K=4.4, 155F°, 3/8" Orifice, Maximum Spacing 16'x16'
Sprinkler head demand: 16 gpm @ 13.3

R44-14 - - - 3
RELIABLE Model F1-R44 Recessed Sidewall Sprinkler----Deflector 4"-6" Down
K=4.4, 155F°, 3/8" Orifice, Maximum Spacing 14'x14'
Sprinkler head demand: 14.1 gpm @ 10.2

RC-RES-16 - - - 30
SENJU SPRINKLER Model RC-RES Flat Concealed Pendent Quick Responce
K=4.9, 162F°, 7/16" Orifice, Maximum Spacing 16'x16'
Sprinkler head demand: 13 gpm @ 7.04

RC-RES-18 - - - 2
SENJU SPRINKLER Model RC-RES Flat Concealed Pendent Quick Responce
K=4.9, 162F°, 7/16" Orifice, Maximum Spacing 18'x18'
Sprinkler head demand: 18 gpm @ 13.5

13	1st Floor
13	2nd Floor
10	Basement
36	TOTAL

1" AQUAPEX INTERLEVEL CONNECTIONS FROM FIRST FLOOR TO SECOND FLOOR

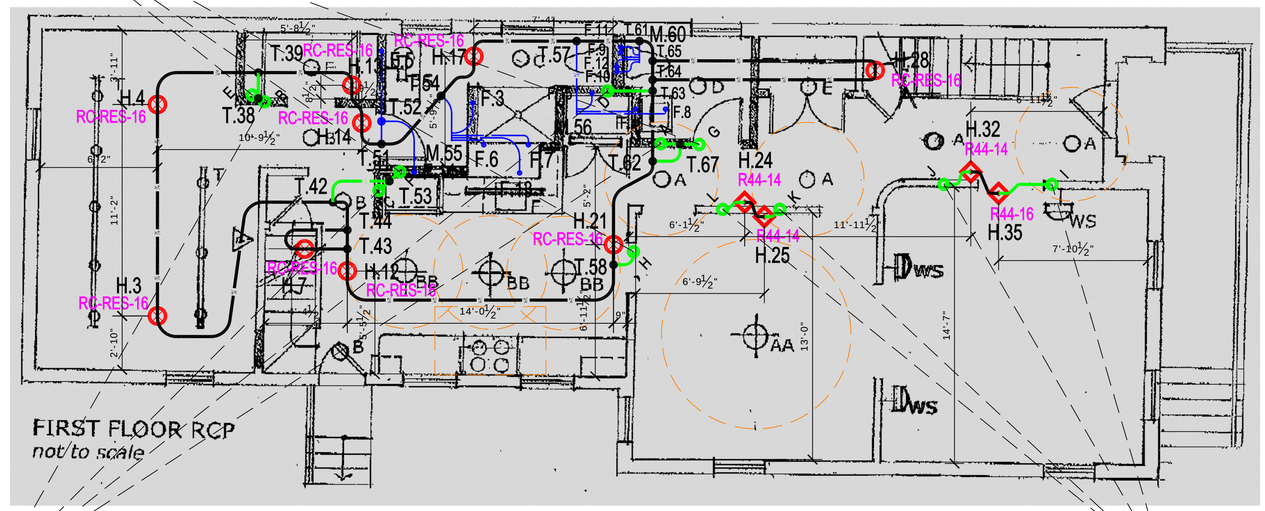

2 / F100 **FIRST FLOOR**
1/4" = 1'-0"

1" AQUAPEX INTERLEVEL CONNECTIONS FROM BASEMENT TO FIRST FLOOR

S.1 MAIN SHUTOFF VALVE LOCATION

1" AQUAPEX TO SYSTEM

3/4" AQUAPEX INTERLEVEL CONNECTIONS FROM BASEMENT TO FIRST FLOOR

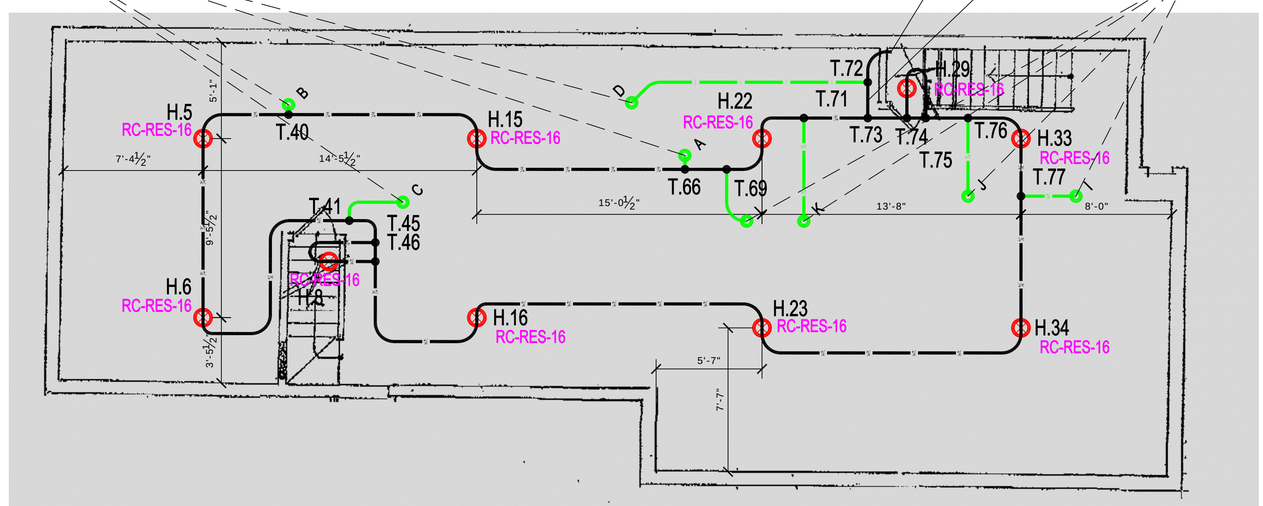

1 / F100 **BASEMENT**
1/4" = 1'-0"

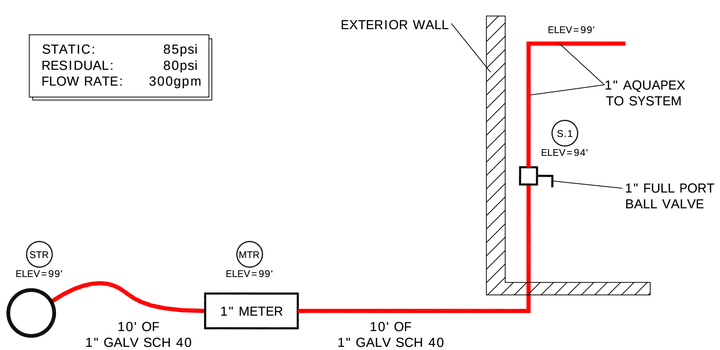

3 / F100 **WATER SERVICE DETAIL**
NTS

1/4" = 1'-0"

uponor
TECHNICAL SERVICES - DESIGN DEPARTMENT
5925 148th Street West, Apple Valley, MN 55124
T 888.594.7726 F 952.997.1731
EMAIL DESIGN.SERVICES@UPONOR.COM
WEB WWW.UPONOR-USA.COM

DISCLAIMER

THIS SERIES OF PLUMBING, HYDRONIC HEATING/COOLING, SNOW AND ICE MELTING AND/OR FIRE SERVICE TECHNICAL DRAWINGS HAVE BEEN DESIGNED BY UPONOR, INC. TECHNICAL SERVICES - DESIGN DEPARTMENT. THEY HAVE BEEN PREPARED TO MEET PROFESSIONAL ENGINEERING STANDARDS AND PRACTICES. CONTRACTORS WHO PERFORM WORK ASSOCIATED WITH THIS DESIGN, IT IS MANDATORY TO MAKE A CAREFUL CHECK OF PIPE SIZE, CALCULATIONS, MATERIALS, PLUMBING AND/OR FIRE CODES USED. REPORT ANY ERRORS AND/OR OMISSIONS TO UPONOR, INC. TECHNICAL SERVICES - DESIGN DEPARTMENT TO DETERMINE IF THE DESIGN REQUIRES REVISION. IF ERRORS AND/OR DESIGN CHANGES ARE NOT REPORTED BACK TO UPONOR, INC., IT IS THE SOLE RESPONSIBILITY OF THE INSTALLER TO ENSURE SYSTEM DESIGN SHALL FUNCTION IN COMPLIANCE WITH ALL APPLICABLE CODES AND EXPECTATIONS. THERE IS NO WARRANTY WRITTEN, EXPRESSED OR IMPLIED FOR DAMAGES THAT MAY RESULT FROM THE APPLICATION AND INCORRECT INTERPRETATION OF THESE DRAWINGS.

SALES REP:

10 HOWARD STREET
PORTLAND, ME 04101

		CONTACT PH. NUMBER:	207-939-4515
DRAWN BY:	BRENT KOTULA, SET IV	ALLIANCE ID:	TBD
CHECKED BY:	DAN HUBBARD	PLOT DATE:	4/22/13
CERTIFICATION LEVEL:	SET IV	SHEET SCALE:	1/4"=1'-0"
CERTIFICATION NUMBER:	115052	PROJECT NUMBER:	13359F
COMPANY:	FORTIN SERVICES	SQUARE FEET:	3477 SQ. FT.
CONTACT:	CHARLES FORTIN		

REVISIONS.

NO.	DATE	DESCRIPTION
1	4/26/13	SIDEWALL SPRINKLERS IN FRONT ROOMS

SHEET DESCRIPTION
BASEMENT LEVEL & FIRST FLOOR

SHEET NUMBER
F100

T:\TechService\2013\Design Services\133359 10 Howard St\13359F R1\Uponor Drawing & Calcs\13359F REV 1 10 Howard St.dwg 04/26/13 - 8:28 am