




## For Non-Traffic Applications Only

The Recharger V8R LS is a 32" (813 mm) tall, high capacity chamber. CULTEC's Landscaper Series™ chambers are used in residential applications to control rainwater collected from gutters and/or catch basins. The chambers collect and store the stormwater underground until the soil is able to accept it back into the ground. Puddles and saturated soil are eliminated as water is diverted into the chamber and recharged into the ground. CULTEC chambers are lightweight and easily transported by hand, making them ideal to install in tight areas or where minimal site disturbance is desired.



Size (L x W x H)	5.08' x 60" x 32" 1.55 m x 1524 mm x 813 mm
Chamber Storage	330 gal 1249 L 44.12 ft <sup>3</sup> /unit 1.25 m <sup>3</sup> /unit
Min. Installed Storage	489 gal 1852 L 65.4 ft <sup>3</sup> /unit 1.85 m <sup>3</sup> /unit
Min. Area Required	36.48 ft <sup>2</sup> 3.39 m <sup>2</sup>
Max. Allowable Cover	4' 1.22 m
Max. Inlet Opening in End Wall	24" 600 mm
Max. Allowable O.D. in Side Portal	15.3" 387 mm
Compatible Feed Connector	HVLV F-110x4 Feed Connector

Visit [www.cultec.com/downloads.html](http://www.cultec.com/downloads.html) for Product Downloads and CAD details.

Recharger® V8R LS Bare Chamber Storage Volume

Elevation		Incremental Storage Volume				Cumulative Storage	
in.	mm	ft <sup>2</sup> /ft	m <sup>2</sup> /m	ft <sup>3</sup>	m <sup>3</sup>	ft <sup>3</sup>	m <sup>3</sup>
32	813	0.006	0.001	0.031	0.001	44.118	1.249
31	787	0.027	0.003	0.137	0.004	44.088	1.249
30	762	0.040	0.004	0.203	0.006	43.951	1.245
29	737	0.084	0.008	0.427	0.012	43.747	1.239
28	711	0.129	0.012	0.656	0.019	43.320	1.227
27	686	0.159	0.015	0.808	0.023	42.664	1.208
26	660	0.183	0.017	0.930	0.026	41.856	1.185
25	635	0.204	0.019	1.037	0.029	40.926	1.159
24	609	0.222	0.021	1.129	0.032	39.889	1.130
23	584	0.238	0.022	1.210	0.034	38.760	1.098
22	559	0.252	0.023	1.281	0.036	37.551	1.063
21	533	0.265	0.025	1.347	0.038	36.270	1.027
20	508	0.277	0.026	1.408	0.040	34.923	0.989
19	483	0.287	0.027	1.459	0.041	33.514	0.949
18	457	0.298	0.028	1.515	0.043	32.056	0.908
17	432	0.307	0.029	1.561	0.044	30.541	0.865
16	406	0.315	0.029	1.601	0.045	28.980	0.821
15	381	0.323	0.030	1.642	0.046	27.379	0.775
14	356	0.329	0.031	1.672	0.047	25.737	0.729
13	330	0.336	0.031	1.708	0.048	24.065	0.682
12	305	0.344	0.032	1.749	0.050	22.357	0.633
11	279	0.350	0.033	1.779	0.051	20.608	0.584
10	254	0.352	0.033	1.789	0.053	18.829	0.533
9	229	0.367	0.034	1.866	0.053	17.039	0.483
8	203	0.369	0.034	1.876	0.053	15.174	0.430
7	178	0.370	0.034	1.881	0.053	13.298	0.377
6	152	0.371	0.034	1.886	0.053	11.417	0.323
5	127	0.372	0.035	1.891	0.054	9.521	0.270
4	102	0.035	0.005	1.891	0.054	7.640	0.216
3	77	0.035	0.005	1.896	0.054	5.749	0.163
2	52	0.055	0.006	1.906	0.054	3.853	0.109
1	27	0.036	0.005	1.947	0.055	1.947	0.055
<b>Total</b>		<b>8.679</b>	<b>0.806</b>	<b>44.118</b>	<b>1.249</b>		



**CITY OF PORTLAND**  
**APPROVED SITE PLAN**  
Subject to Conditions of Approval  
and Standard Conditions

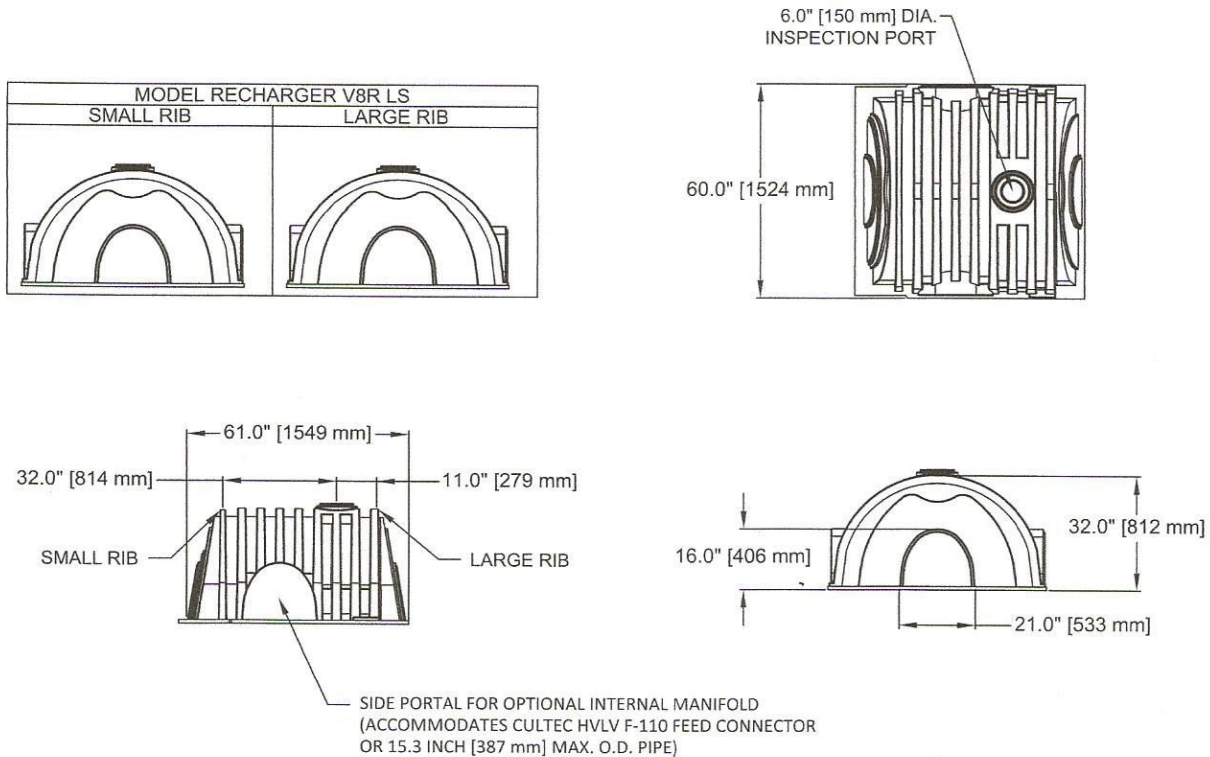
DATE of APPROVAL **4-27-17**

Calculations are based on a single installed chamber.


PLANNER **Philip DiPierro**

## For Non-Traffic Applications Only

### Three View Drawing



### Plan View Drawing



Gravel-less installation - chamber storage only

With stone - chamber & stone for additional storage

DATE OF APPROVAL **4-27-17**  
 PLANNER **Philip DiPierro**

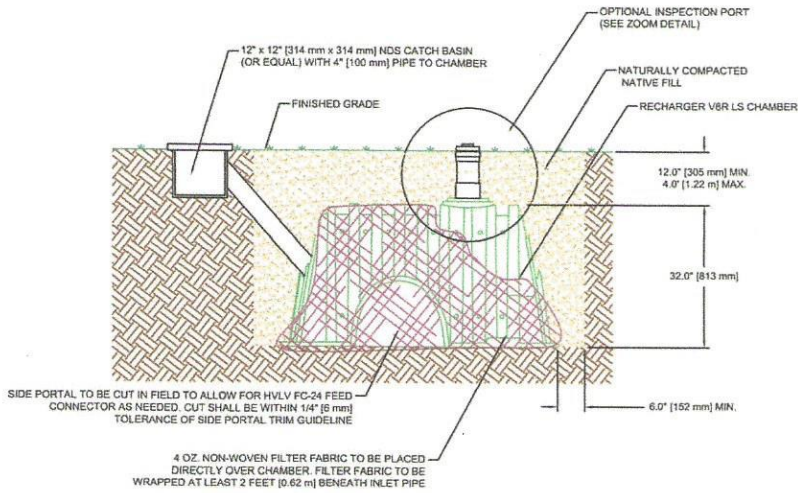
For more information, contact CULTEC at (203) 775-4416 or visit [www.cultec.com](http://www.cultec.com)

PROJECT NO. **#2014-02531**

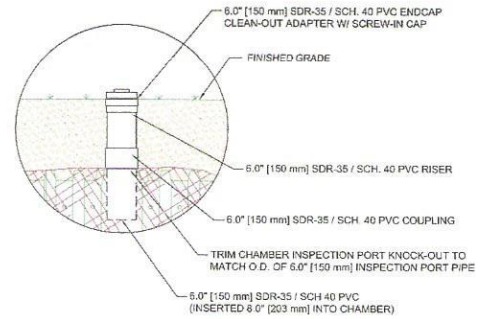
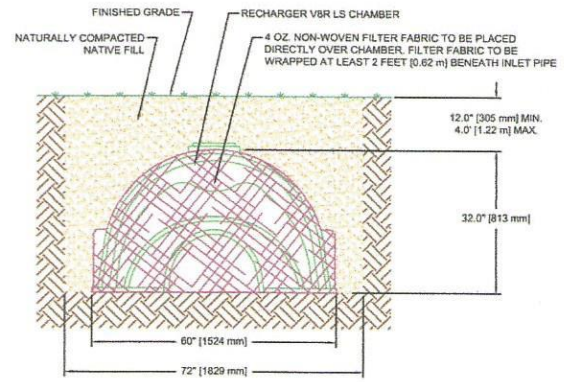
**CITY OF PORTLAND**  
**APPROVED SITE PLAN**  
 Subject to Conditions of Approval  
 and Standard Conditions



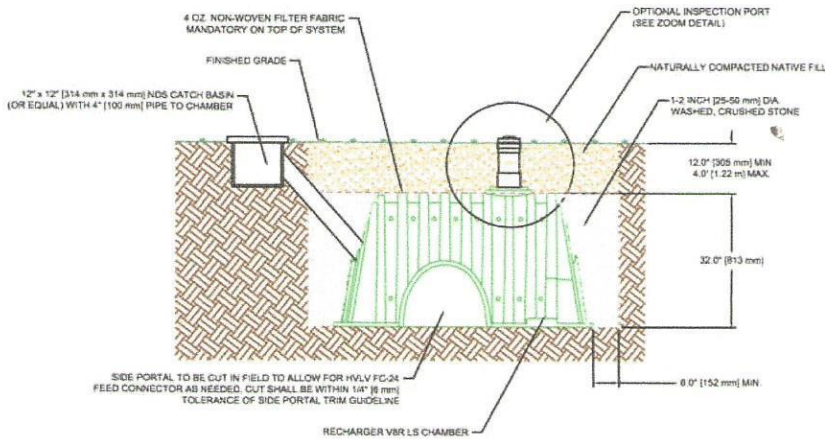
## Recharger V8R LS Typical Cross Section - without stone





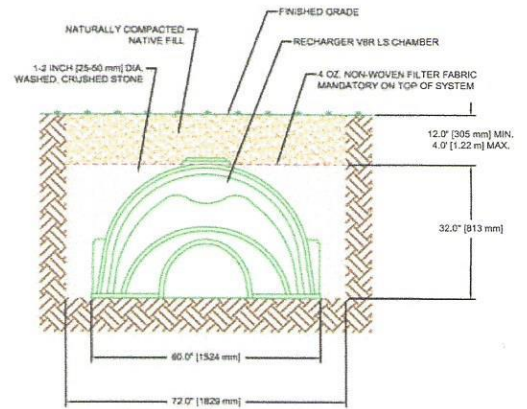
Trench Width	Trench Depth	Trench Length	Bare Chamber Volume
72"	44"	6.08'	44.12 ft <sup>3</sup> 330 gal.
1829 mm	1118 mm	1.85 m	1.25 m <sup>3</sup> 1249 l



## Recharger V8R LS Typical Cross Section - with stone



Trench Width	Trench Depth	Trench Length	Bare Chamber Volume	Storage Volume per Installed Unit	Stone Required per Unit
72"	44"	6.08'	44.12 ft <sup>3</sup> 330 gal.	65.40 ft <sup>3</sup> 489 gal.	1.97 yd <sup>3</sup>
1829 mm	1118 mm	1.85 m	1.25 m <sup>3</sup> 1249 l	1.85 m <sup>3</sup> 1852 l	1.51



**CITY OF PORTLAND  
APPROVED SITE PLAN**

Subject to Conditions of Approval and Standard Conditions

**4-27-17**

DATE of APPROVAL  
PLANNER Philip DiPierro




## CULTEC Recharger® V8R LS Landscaper Series® Specifications

### GENERAL

CULTEC Recharger® V8R LS chambers are designed for underground stormwater management. The chambers may be used for retention, recharging, detention or controlling the flow of on-site stormwater runoff in non-traffic areas.

### CHAMBER PARAMETERS

1. The chambers shall be manufactured by CULTEC, Inc. of Brookfield, CT (203-775-4416 or 1-800-428-5832).
2. The chamber shall be vacuum thermoformed of green polyethylene.
3. The chamber shall be arched in shape.
4. The chamber shall be open-bottomed.
5. The nominal chamber dimensions of the CULTEC Recharger® V8R LS shall be 32 inches (813 mm) tall, 60 inches (1524 mm) wide and 5.08 feet (1.55 m) long.
6. Maximum inlet opening on the chamber end wall is 24 inches (600 mm).
7. The chamber shall have two side portals to accept CULTEC HVLV® F-110x4 Feed Connectors to create an internal manifold, if required. Maximum allowable O.D. in the side portal is 15.3 inches (387 mm).
8. The nominal chamber dimensions of the CULTEC HVLV® F-110x4 Feed Connector shall be 18 inches (457 mm) tall, 27.5 inches (699 mm) wide and 39 inches (991 mm) long.
9. The nominal storage volume of the CULTEC Recharger® V8R LS chamber shall be 8.68 ft<sup>3</sup> / ft (0.81 m<sup>3</sup> / m) - without stone.
10. The nominal storage volume of the HVLV® F-110x4 Feed Connector shall be 1.968 ft<sup>3</sup> / ft (0.183 m<sup>3</sup> / m) - without stone.
11. The CULTEC Recharger® V8R LS chamber shall have discharge holes bored into the sidewalls of the unit's core to promote lateral conveyance of water.
12. The CULTEC Recharger® V8R LS chamber shall have 9 corrugations.
13. The CULTEC Recharger® V8R LS Stand Alone unit must be formed as a whole chamber having two fully formed integral end walls and having no separate end plates or separate end walls.
14. The HVLV® F-110x4 Feed Connector must be formed as a whole chamber having two open end walls and having no separate end plates or separate end walls. The unit shall fit into the side portals of the Recharger® V8R LS and act as cross feed connections, if required.
15. The chamber shall have a raised integral cap at the top of the arch in the center of each unit to be used as an optional inspection port or clean-out.
16. The chamber shall be manufactured in an ISO 9001:2008 certified facility.
17. The chamber shall be used for non-traffic applications only.
18. Maximum allowable cover over the top of the chamber shall be 4' (1.22 m).



**CITY OF PORTLAND  
APPROVED SITE PLAN**

Subject to Conditions of Approval  
and Standard Conditions

**4-27-17**

DATE of APPROVAL

PLANNER Philip DiPierro

For more information, contact CULTEC at (203) 775-4416 or visit [www.cultec.com](http://www.cultec.com)

PROJECT NO. #2014-02531