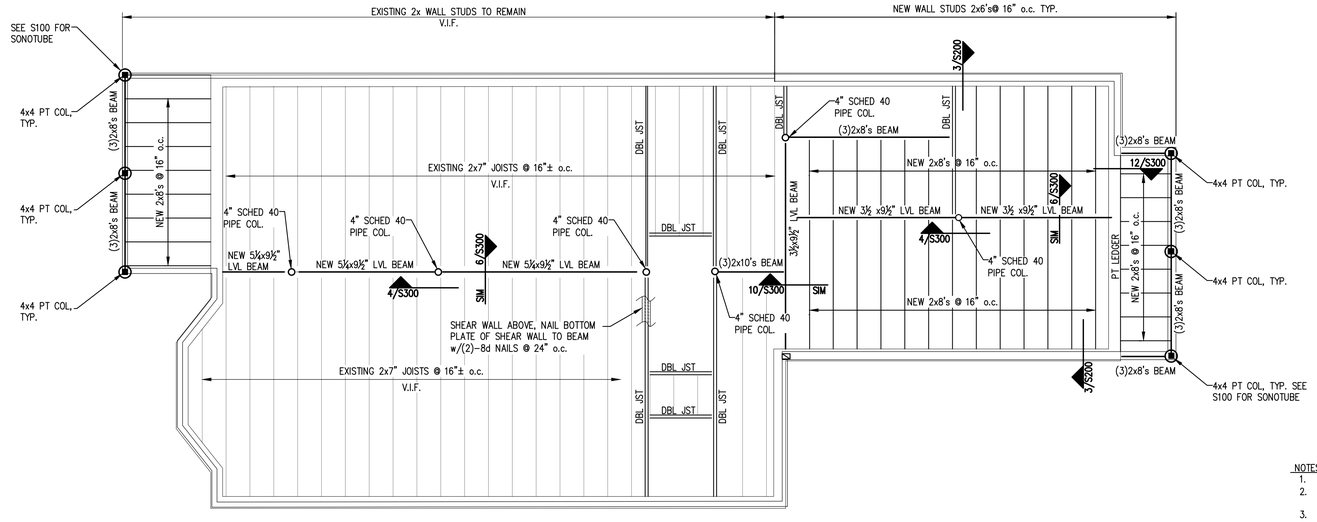

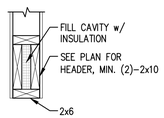

NOTE:
1. PROVIDE # OF FULL HEIGHT KING STUDS ON EACH SIDE OF OPENING TO MATCH ½ OF INTERRUPTED STUDS @ WALL OPENING. MINIMUM (2) FULL HEIGHT KING STUDS @ EACH SIDE OF OPENING.
2. ALL HEADERS SUPPORTED BY MINIMUM OF (1) JACK STUD.
3. WINDOW SILL PLATES MINIMUM (2)-2x6 ON THE FLAT.

TYPICAL HEADER DETAIL

NOTES:
1. PROVIDE SIMPSON JOIST HANGERS AT ALL JOIST ENDS, TYP.
2. WINDOW HEADERS SHALL BE (2)-2x10's w/½" INSULATION, U.N.O., SEE TYPICAL HEADER DETAIL, THIS DWG
3. PROVIDE (3)-2x4 COLUMNS AT ALL CORNERS, HEADERS, TYP. U.N.O.
4. SEE TYPICAL SHEATHING DETAIL, DWG S102
5. PROVIDE NEW 2x10 INFILL FRAMING AT STAIR AND AS REQ'D
6. SEE 1/S300 FOR TYPICAL BEAM TO COLUMN CONNECTION
7. CONTRACTOR TO VERIFY ALL DIMENSIONS, ELEVATIONS AND EXISTING CONDITIONS IN FIELD PRIOR TO CONSTRUCTION AND NOTIFY ENGINEER OF ANY DISCREPANCIES.

FIRST FLOOR FRAMING PLAN

SCALE: 1/4"=1'-0" | 1

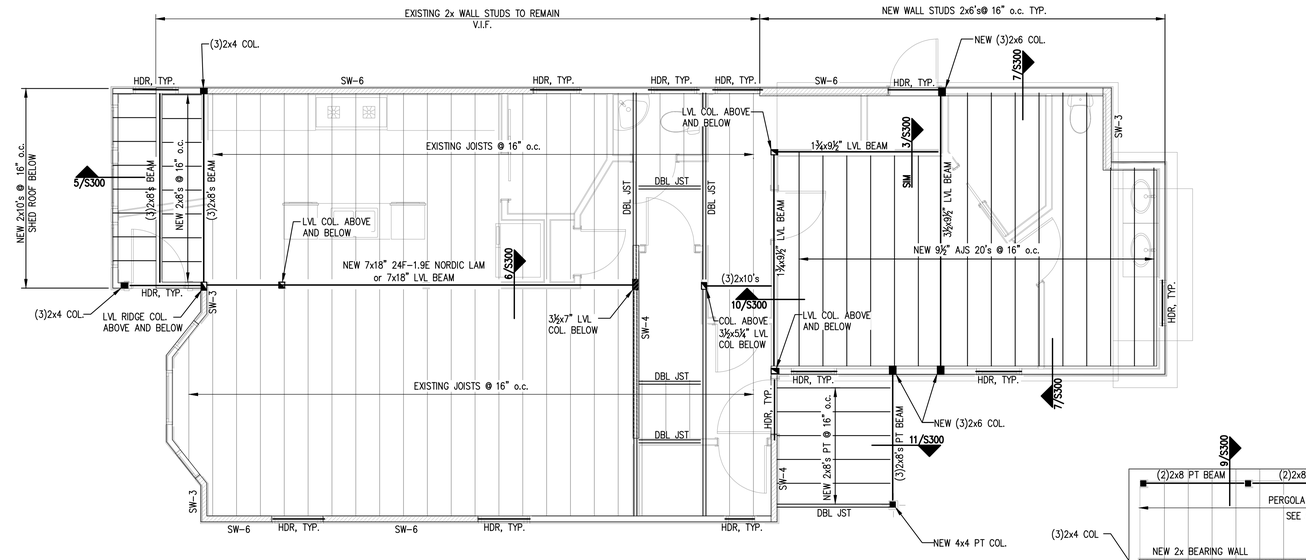

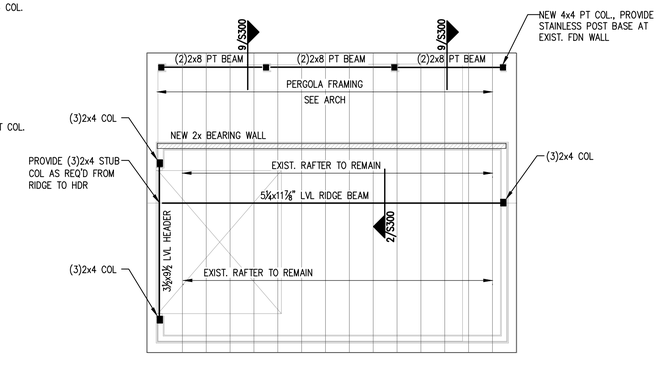

PLAN LEGEND

- SHEAR WALL
- BEAM
- HSS COLUMN
- COLUMN FROM ABOVE
- COLUMN BELOW
- COLUMN ABOVE AND BELOW
- HOLD-DOWN

NOTES:
1. PROVIDE SIMPSON JOIST HANGERS AT ALL JOIST ENDS, TYP.
2. WINDOW HEADERS SHALL BE (2)-2x10's w/½" INSULATION, U.N.O., SEE TYPICAL HEADER DETAIL, THIS DWG
3. PROVIDE (3)-2x4 COLUMNS AT ALL CORNERS, HEADERS, TYP. U.N.O.
4. SEE TYPICAL SHEATHING DETAIL, DWG S102
5. PROVIDE NEW 2x10 INFILL FRAMING AT STAIR AND AS REQ'D
6. SEE 1/S300 FOR TYPICAL BEAM TO COLUMN CONNECTION
7. CONTRACTOR TO VERIFY ALL DIMENSIONS, ELEVATIONS AND EXISTING CONDITIONS IN FIELD PRIOR TO CONSTRUCTION AND NOTIFY ENGINEER OF ANY DISCREPANCIES.

SECOND FLOOR FRAMING PLAN

SCALE: 1/4"=1'-0" | 2

PRINTED: Feb 12, 2014

CASCO BAY ENGINEERING
424 Fore Street
Portland, ME 04101
Phone 207.842.2800
Fax 207.842.2828
www.cascobayengineering.com

CLIENT:
WHIPPLE-CALLENDER ARCHITECTS
136 PLEASANT AVE
PORTLAND, ME 04103

STATE OF MAINE — ERIC DUBE No. 12630 — LICENSED — PROFESSIONAL ENGINEER

32 TURNER ST
32 TURNER ST
PORTLAND, ME
BUILDING RENOVATION

ISSUED

No.	DESCRIPTION	DR. BY	CKD. BY	DATE
A	ISSUED FOR PERMIT ONLY-NOT FOR CONSTRUCTION	SJP	ED	2-12-14

SHEET TITLE:
FIRST & SECOND FLOOR FRAMING PLAN

DESIGNED:	SJP
DRAWN:	SJP
DATE:	1-15-14
PROJECT NUMBER:	14-003

S101