FOUNDATION PLAN LEGEND

MASONRY WALL	TEL/DAT (TELEPHONE CABLE)
CONCRETE WALL	LOW VOLTAGE LINE
GRAVEL	CABLE TV
PROPERTY LINE	PROPANE LINE
SETBACK	SANITARY SEWER
EASEMENT	FENCE
SUBSURFACE DRAINAGE	NEW SITE CONTOUR
WATER SUPPLY	EXISTING SITE CONTOUR
ELECTRICAL SUPPLY	SUB-SLAB CONDUIT

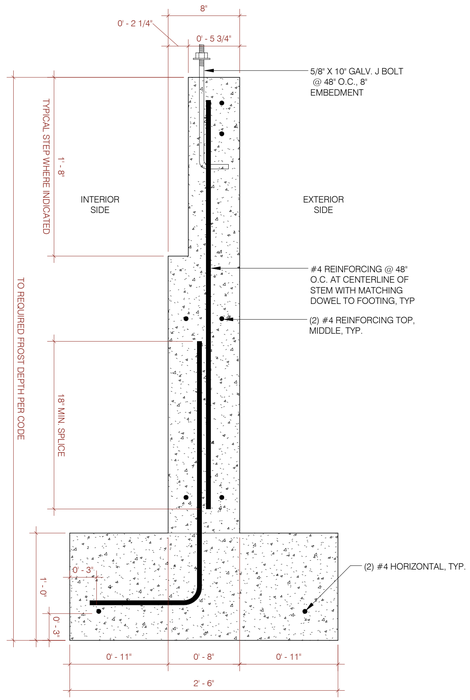

2 Foundation Wall Reinforcement
1 1/2" = 1'-0"

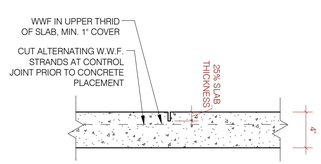

3 Typical Slab Control Joint
1 1/2" = 1'-0"

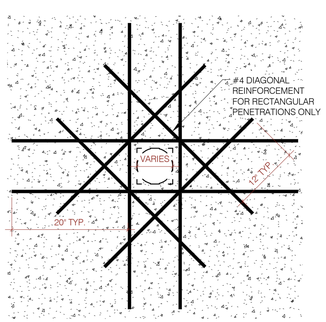

NOTE: APPLIES TO ALL PENETRATIONS GREATER THAN 2"

4 Typical Opening in Slab
1" = 1'-0"

FOUNDATION PLAN NOTES:

- CONTRACTOR TO REVIEW SUB SLAB PENETRATION LAYOUT WITH ARCHITECT PRIOR TO PROCEEDING WITH WORK
- ALL INTERIOR CONCRETE SLABS TO HAVE FLOAT FINISH
-REINFORCE ALL SLAB BONDOUTS PER STRUCUTRAL DETAILS
-AIR SEAL ALL PENETRATION THROUGH SLAB

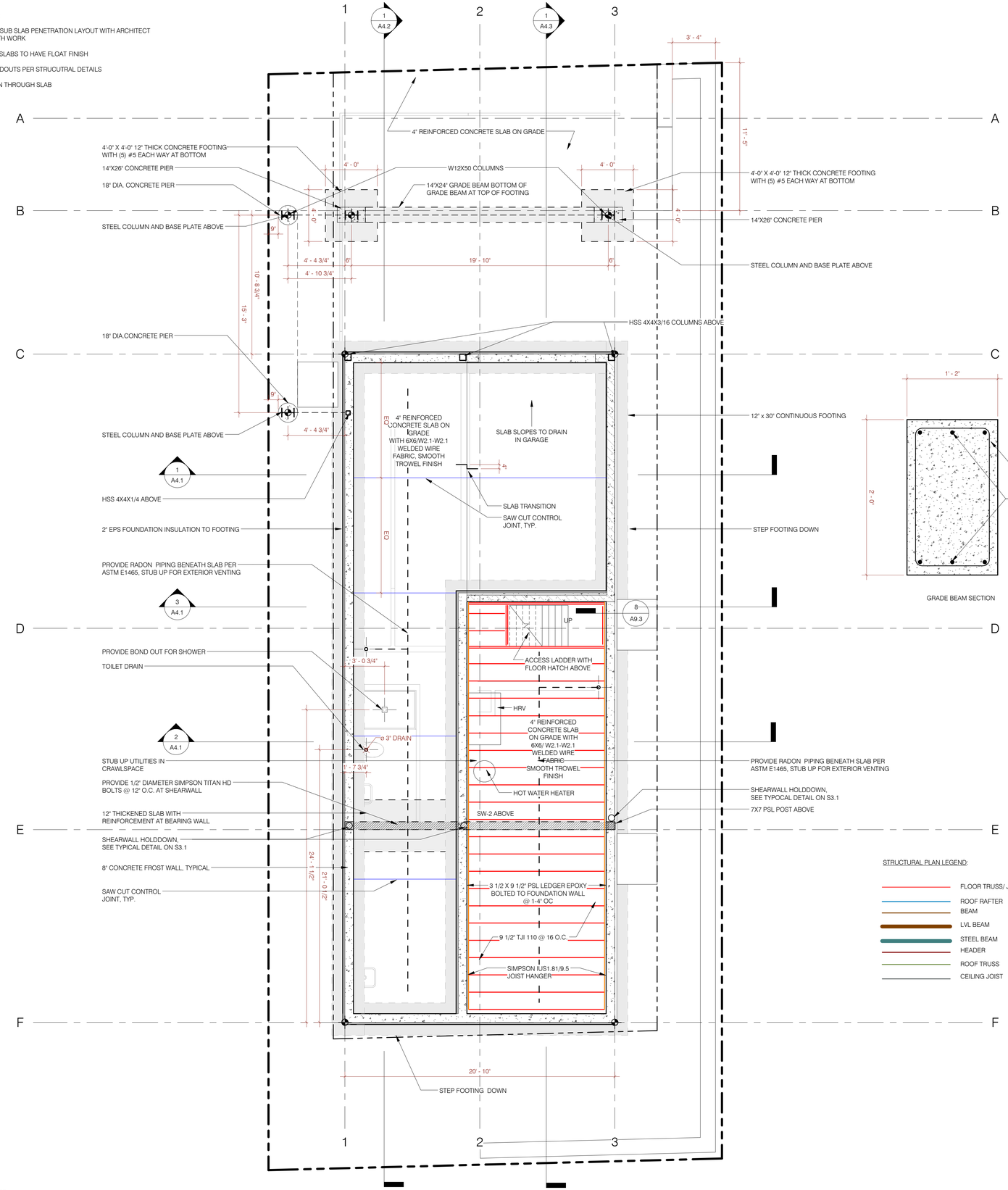

1 Foundation and First Floor Framing Plan
1/4" = 1'-0"

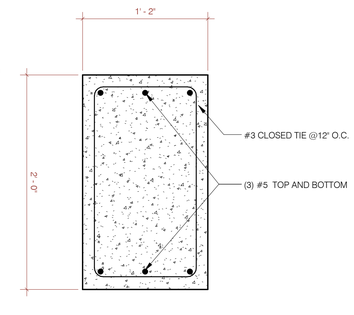

GRADE BEAM SECTION

STRUCTURAL PLAN LEGEND:

- FLOOR TRUSS/ JOIST
- ROOF RAFTER
- BEAM
- LVL BEAM
- STEEL BEAM
- HEADER
- ROOF TRUSS
- CEILING JOIST

G·OLOGIC

Quebec St. Residence
40 Quebec Street
Portland, ME 04101
Project Number

Architectural Foundation Plan

REVISIONS:
DATE & DESCRIPTION:

PAST ISSUES:
DATE & DESCRIPTION:

LICENSED ARCHITECT
MATTHEW O'MALIA
No. 3571
STATE OF MAINE

CURRENT ISSUE:
02/10/16 Permit

S1.1