

FINISH SCHEDULE										
UNIT #	ROOM	FLOOR	WALLS				BASE	CEILING	RAILINGS & CASEWORK	NOTES
			N	S	E	W				
-	HALL 1	WD	-	-	-	-	-	-	-	I
-	HALL 2	WD	PNT	PNT	PNT	PNT	W	-	-	I
1 & 2	LIVING	WD	PNT	PNT	PNT	PNT	W	GYP	-	
1 & 2	DINING	WD	PNT	PNT	PNT	PNT	W	GYP	-	
1 & 2	KITCHEN	WD	PNT	PNT	PNT	PNT	W	GYP	-	
1 & 2	BATH	CT	PNT	PNT	PNT	PNT	-	GYP	-	
1 & 2	BEDROOM 1	CPT	PNT	PNT	PNT	PNT	W	GYP	-	
1 & 2	BEDROOM 2	CPT	PNT	PNT	PNT	PNT	W	GYP	-	
1 & 2	CLOSET	WD	PNT	PNT	PNT	PNT	W	GYP	-	
-	HALL 3	WD	PNT	PNT	PNT	PNT	W	-	-	I
-	HALL 4	WD	PNT	PNT	PNT	PNT	W	-	-	I
3 & 4	LIVING	WD	PNT	PNT	PNT	PNT	W	GYP	-	
3 & 4	DINING	WD	PNT	PNT	PNT	PNT	W	GYP	-	
3 & 4	KITCHEN	WD	PNT	PNT	PNT	PNT	W	GYP	-	
3 & 4	BATH	CT	PNT	PNT	PNT	PNT	-	GYP	-	
3 & 4	BEDROOM 1	CPT	PNT	PNT	PNT	PNT	W	GYP	-	
3 & 4	BEDROOM 2	CPT	PNT	PNT	PNT	PNT	W	GYP	-	
3 & 4	CLOSET	WD	PNT	PNT	PNT	PNT	W	GYP	-	
-	HALL 5	WD	PNT	PNT	PNT	PNT	W	-	-	I
-	HALL 6	WD	PNT	PNT	PNT	PNT	W	-	-	I
5 & 6	LIVING	WD	PNT	PNT	PNT	PNT	W	GYP	-	
5 & 6	DINING	WD	PNT	PNT	PNT	PNT	W	GYP	-	
5 & 6	KITCHEN	WD	PNT	PNT	PNT	PNT	W	GYP	-	
5 & 6	BATH	CT	PNT	PNT	PNT	PNT	-	GYP	-	
5 & 6	BEDROOM 1	CPT	PNT	PNT	PNT	PNT	W	GYP	-	
5 & 6	BEDROOM 2	CPT	PNT	PNT	PNT	PNT	W	GYP	-	

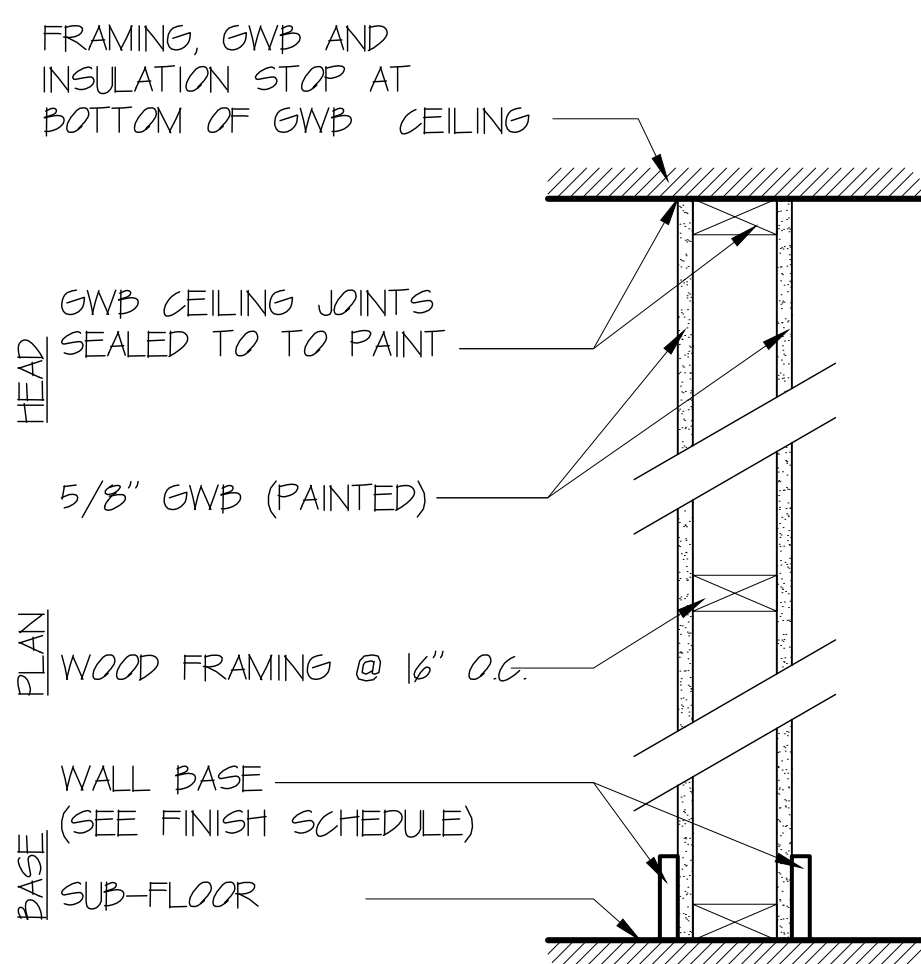
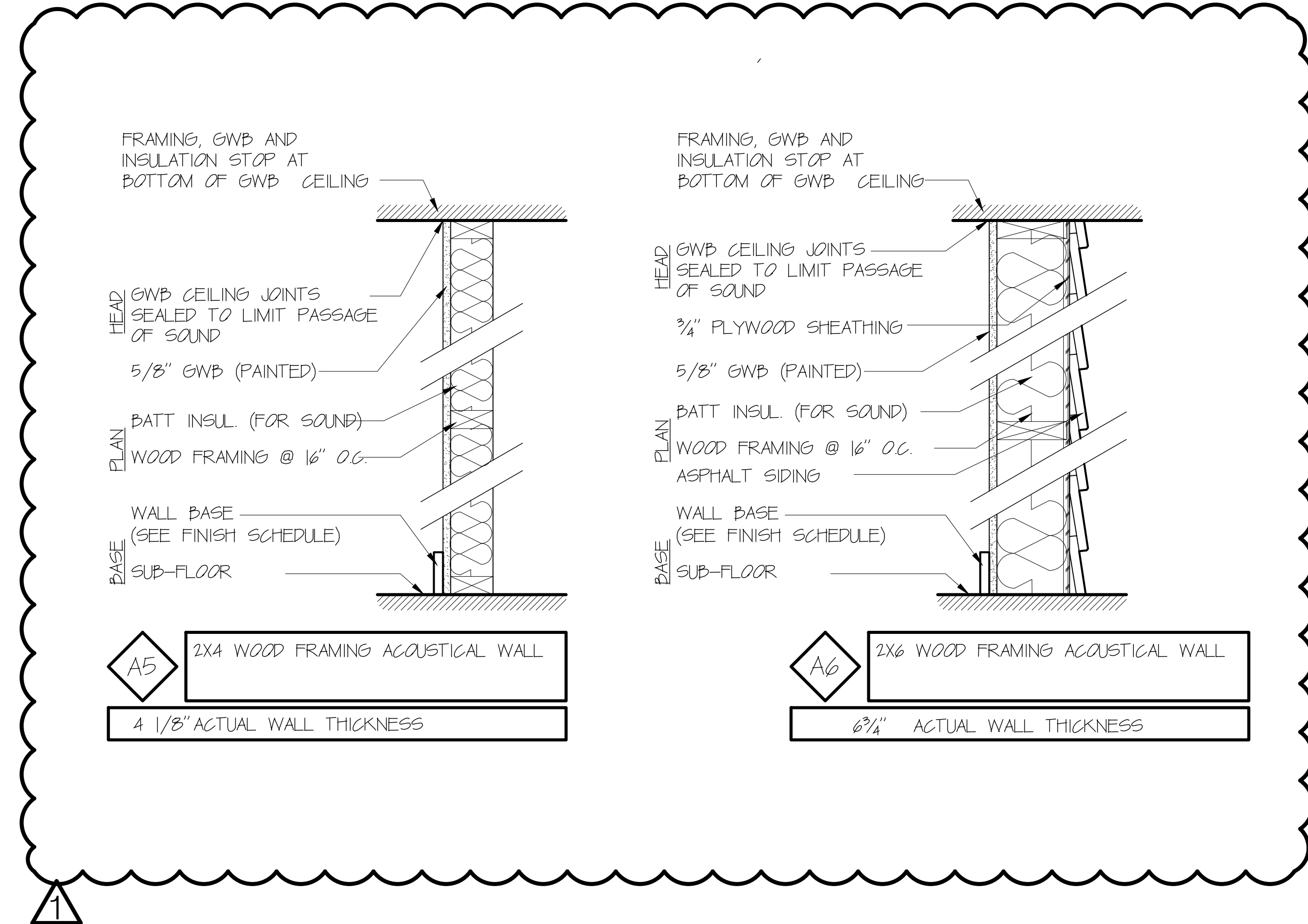
FINISH SCHEDULE NOTES:
1. REFINISH WOOD STAIRS IN HALLWAYS

LEGEND:

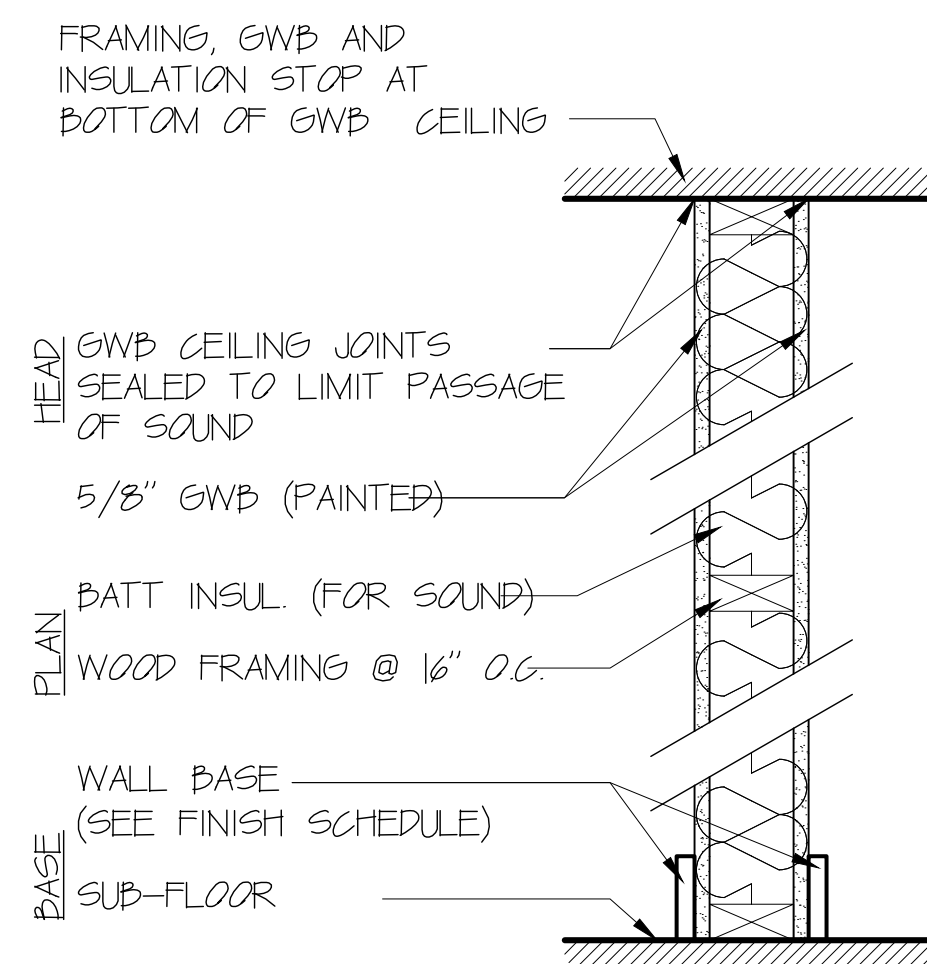
- PNT PAINT
- CPT CARPET
- WD ENGINEERED WOOD
- W WOOD BASE
- CT CUSTOM TILE
- EXIST EXISTING TO REMAIN
- GYP GYPSUM WALL BOARD

PAINT SCHEDULE:

- PNT BENJAMIN MOORE COLOR TBD
- AURA ZERO VOC PAINT,
- WALLS = EGGSHELL, SATIN FINISH
- CEILING = FLAT

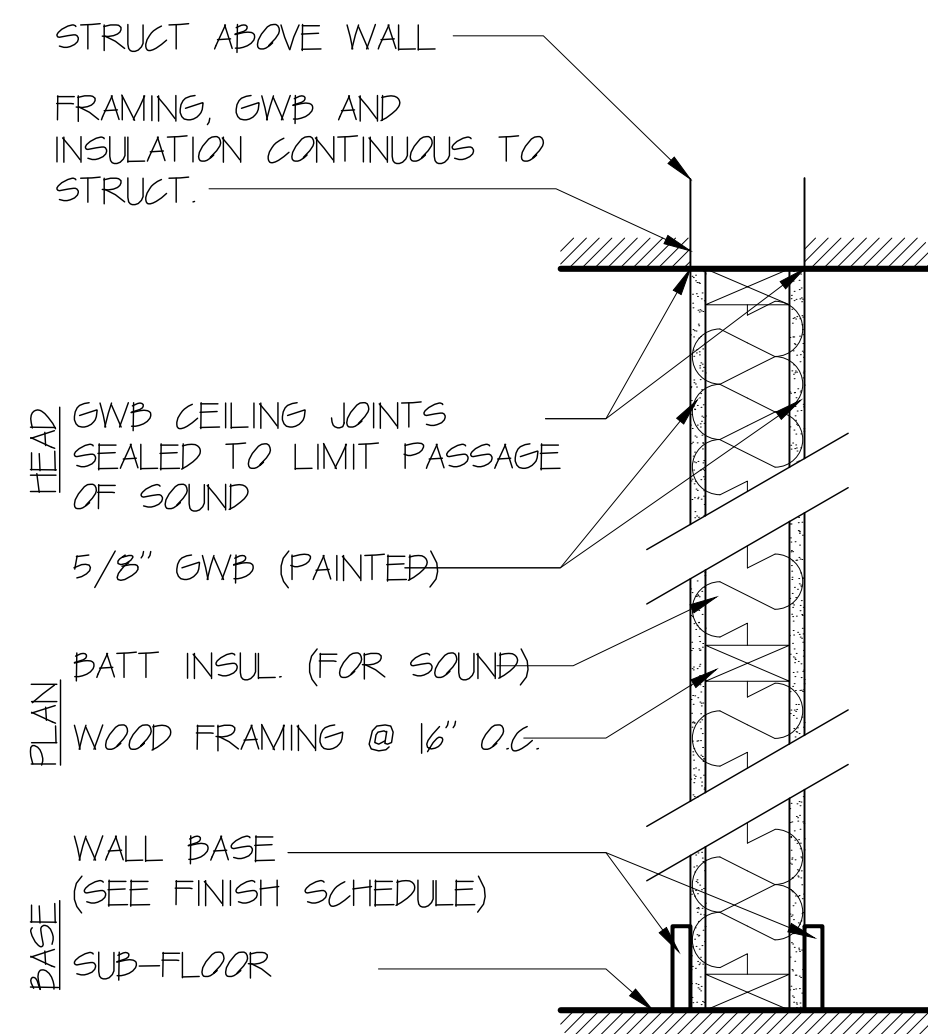


4 2X4 WOOD FRAMING WALL
4 3/4" ACTUAL WALL THICKNESS

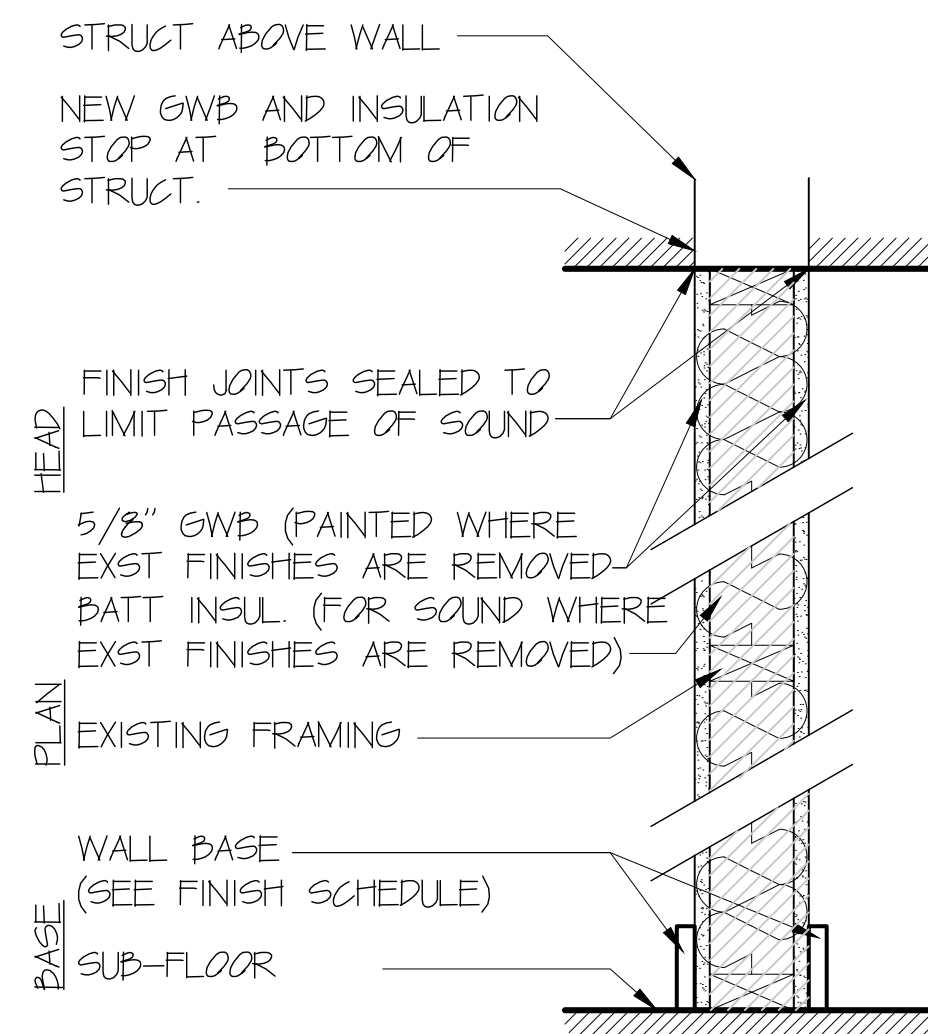


A4 2X4 WOOD FRAMING ACOUSTICAL WALL
4 3/4" ACTUAL WALL THICKNESS

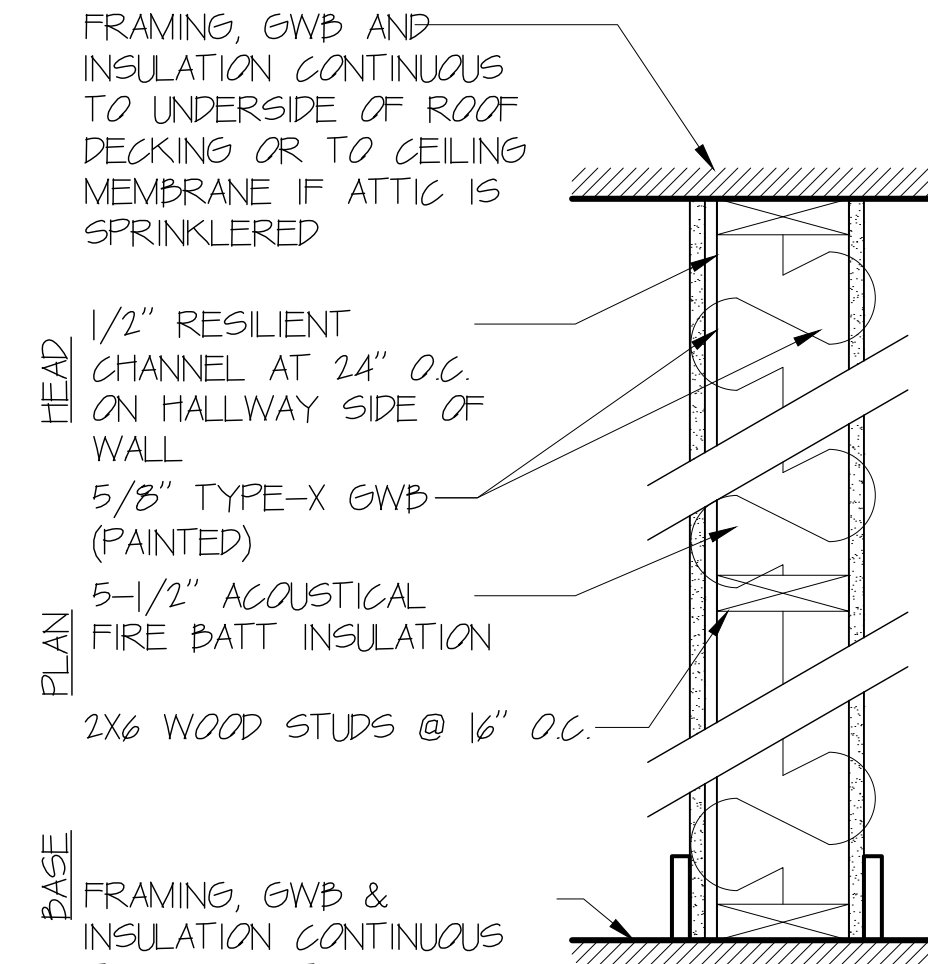
NOTE:
PROVIDE MOISTURE RESISTANT GWB AT BATHROOMS AND KITCHENS



L4 2X4 WOOD FRAMING ACOUSTICAL AND LOAD BEARING WALL
4 3/4" ACTUAL WALL THICKNESS

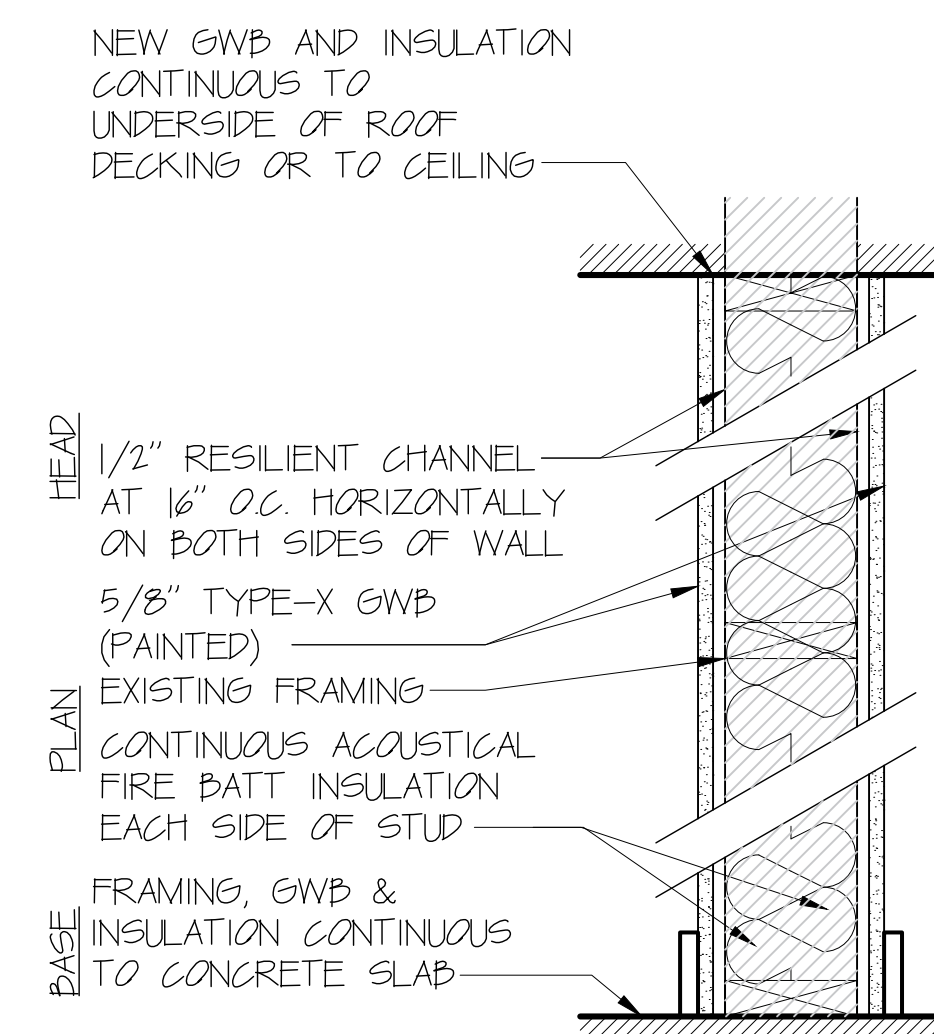


EL EXISTING WOOD FRAMING ACOUSTICAL AND LOAD BEARING WALL
MATCH WALL THICKNESS TO EXISTING



F6 2X6 WOOD FRAMING FIRE WALL
1 HOUR RATED UL-2011 ASSEMBLY
STC RATING: 50-54
MATCH WALL THICKNESS TO EXISTING

NOTE:
PENETRATIONS, JOINTS, OPENINGS, AND DUCTS INTERRUPTING ANY FIRE RATED ASSEMBLY SHALL CONFORM WITH IBC CHAPTER 7.



E6 EXISTING WOOD FRAMING FIRE WALL
1 HOUR RATED UL-2011 ASSEMBLY
STC RATING: 50-54
MATCH WALL THICKNESS TO EXISTING

NOTE:
PENETRATIONS, JOINTS, OPENINGS, AND DUCTS INTERRUPTING ANY FIRE RATED ASSEMBLY SHALL CONFORM WITH IBC CHAPTER 7.