


DOOR SCHEDULE									
DOOR #	FROM	TO	SIZE	DOOR MATERIAL	DOOR TYPE	DOOR RATING	FRAME	HARDWARE SET	NOTES
099, 096	EXTERIOR	STAIRWAY	3'-0" X 7'-0"	WOOD/ FIBER GLASS	4	-	EXISTING	06	1
100, 200	STAIRWAY	KITCHEN	3'-0" X 7'-0"	WOOD	1	1 HR	WOOD	01	-
101, 201	HALLWAY	BEDROOM 1	3'-0" X 7'-0"	WOOD	1	-	WOOD	03	-
102, 202	HALLWAY	BATHROOM 1	2'-6" X 7'-0"	WOOD	1	-	WOOD	03	-
103, 203	HALLWAY	BEDROOM 2	3'-0" X 7'-0"	WOOD	1	-	WOOD	03	-
104, 204	BEDROOM 2	BATHROOM 2	2'-6" X 7'-0"	WOOD	1	-	WOOD	03	-
105, 205	HALLWAY	W/D	2'-10" X 7'-0"	WOOD	2	-	WOOD	04	-
106, 206	STAIRWAY	STAIRWAY	3'-0" X 7'-0"	WOOD	1	1 HR	WOOD	02	-
300, 400	STAIRWAY	HALLWAY	3'-0" X 7'-0"	WOOD	1	1 HR	WOOD	01	-
301, 401	HALLWAY	BEDROOM 1	3'-0" X 7'-0"	WOOD	1	-	WOOD	03	-
302, 402	HALLWAY	BATHROOM 1	2'-6" X 7'-0"	WOOD	1	-	WOOD	03	-
303, 403	HALLWAY	BEDROOM 2	3'-0" X 7'-0"	WOOD	1	-	WOOD	03	-
304, 404	BEDROOM 2	BATHROOM 2	2'-6" X 7'-0"	WOOD	1	-	WOOD	03	-
305, 405	BEDROOM 2	BALCONY	3'-0" X 7'-0"	FIBER GLASS	3	-	FIBER GLASS	05	-
306, 406	HALLWAY	W/D	3'-0" X 7'-0"	WOOD	2	-	WOOD	04	-
500, 600	STAIRWAY	HALLWAY	3'-0" X 7'-0"	WOOD	1	1 HR	WOOD	01	-
501, 601	HALLWAY	BEDROOM 1	3'-0" X 7'-0"	WOOD	1	-	WOOD	03	-
502, 602	BEDROOM 1	BATHROOM 1	2'-6" X 7'-0"	WOOD	1	-	WOOD	01	-
503, 603	HALLWAY	BATHROOM 2	2'-6" X 7'-0"	WOOD	1	-	WOOD	01	-
504, 604	HALLWAY	BEDROOM 2	3'-0" X 7'-0"	WOOD	2	-	WOOD	01	-
505, 605	BEDROOM 2	CLOSET	4'-0" X 7'-0"	WOOD	2	-	WOOD	02	-
701, 801	LOUNGE	STORAGE	3'-0" X 7'-0"	WOOD	5	-	WOOD	01	-
702, 802	LOUNGE	DECK	3'-0" X 7'-0"	FIBER GLASS	3	-	FIBER GLASS	05	-




GENERAL DOOR SCHEDULE NOTES:
ALL PUBLIC EXIT DOOR HANDLES TO BE ADA COMPLIANT LEVER HANDLES.

DOOR SCHEDULE NOTES:
1. KEEP EXISTING WOOD FRAME

HARDWARE SETS:

- 01 UNIT ENTRY DOORS: PEEP HOLE, (3) HINGES, SOFT CLOSE DAMPER, STRIKE, DOOR STOP, SINGLE CYLINDER DEADBOLT, LOCKSET, THROW-BOLT, LATCH ASSEMBLY, LEVER, DOOR CHIME ON
- 02 CLOSET DOORS: (3) HINGES, PASSAGE LOCKSET
- 03 BEDROOM & BATH DOORS: (3) HINGES, PRIVACY LOCKSET, CORES
- 04 CLOSET DOORS: (3) HINGES, CORES
- 05 DECK DOORS: (3) HINGES, SINGLE CYLINDER DEADBOLT, LOCKSET, THRESHOLD.
- 06 BUILDING ENTRY DOOR: (3) HINGES, SINGLE CYLINDER DEADBOLT, LEVER LOCKSET, THRESHOLD.



WINDOW SCHEDULE							
TYPE	SIZE (ROUGH OPENING)	MATERIAL	OPERATION	HEAD DETAIL	JAMB DETAIL	SILL DETAIL	NOTES
A	EXISTING	-	-	-	-	-	-
B	2'-3" X 3'-5"	PVC	CASEMENT	-	-	-	1, 6
C	EXISTING	-	-	-	-	-	-
D	EXISTING	-	-	-	-	-	-
E	3'-10" X 3'-6"	PVC	AWNING	VARIABLE	VARIABLE	VARIABLE	-
F	2'-0" X 4'-0"	COMPOSITE	SKY LIGHT	-	-	-	1

WINDOW SCHEDULE NOTES:
1. FIELD VERIFY ALL DIMENSIONS
2. VERIFY EXISTING ROUGH OPENING IN FIELD.
3. WINDOW TO BE THERMALLY BROKEN.
4. 1X4 TRIM AROUND WINDOWS
5. SILL W/ APRON AT WINDOWS (TYP)
6. EGRESS WINDOWS NEED A NET CLEAR OPENING OF 5.7 SF AND CLEAR OPENING DIMENSIONS OF 24" HIGH BY 20" WIDE

WINDOW SPECIFICATIONS:

- 1. Size and window configuration. See Window Schedule
- 2. Color options. TBD
- 3. Factory Mulling Capability. -
- 4. Design Pressure Rating. 25
- 5. U Factor. 0.35 or lower
- 6. Material. See Window Schedule
- 7. Glazing Type. Triple glazing Preferred (best financial value for the lowest U-factor)
- 8. Hardware type. TBD
- 9. Exterior Washing Capability. Washing from interior preferred
- 10. Warranty (Window & glazing units). -
- 11. Insect Screens. Standard Insect Screens

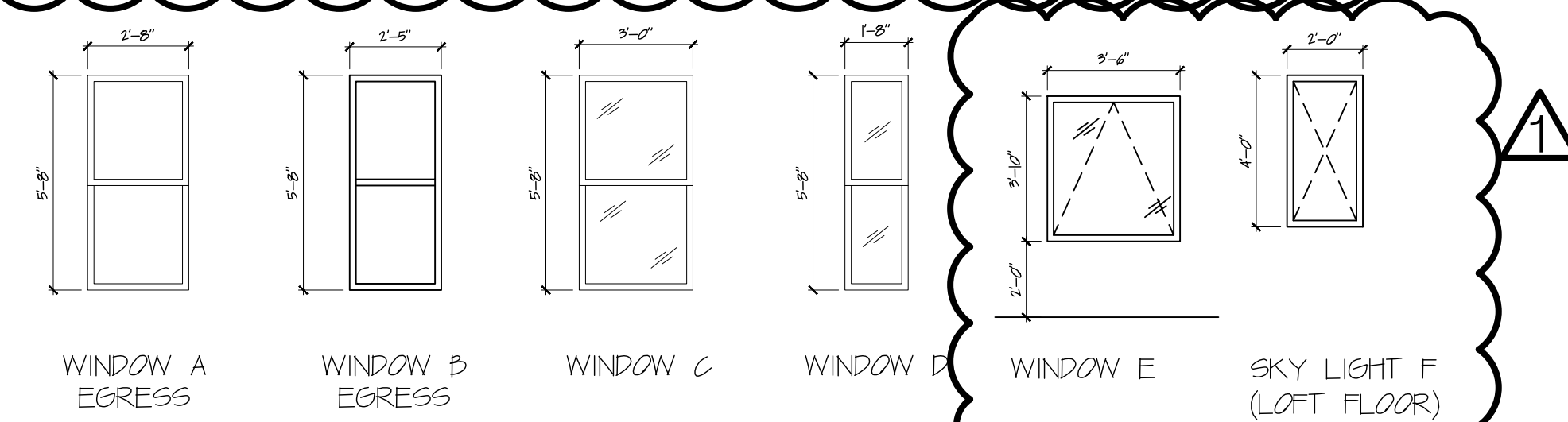


Bild Architecture
PO Box 8235
Portland, ME
04104
207.408.0168
evan@bildarchitecture.com

PERMIT AMENDMENTS

ISSUE DATE
4/15/16

PROJECT NO.
16038

PROJECT NAME
**15-17 MERRILL STREET
PORTLAND, ME**

REVISIONS

1	1/23/17
2	
3	
4	
5	

DRAWN BY
EMW

SHEET TITLE
DOOR/WINDOW

SHEET SCALE
VARIES

A

5