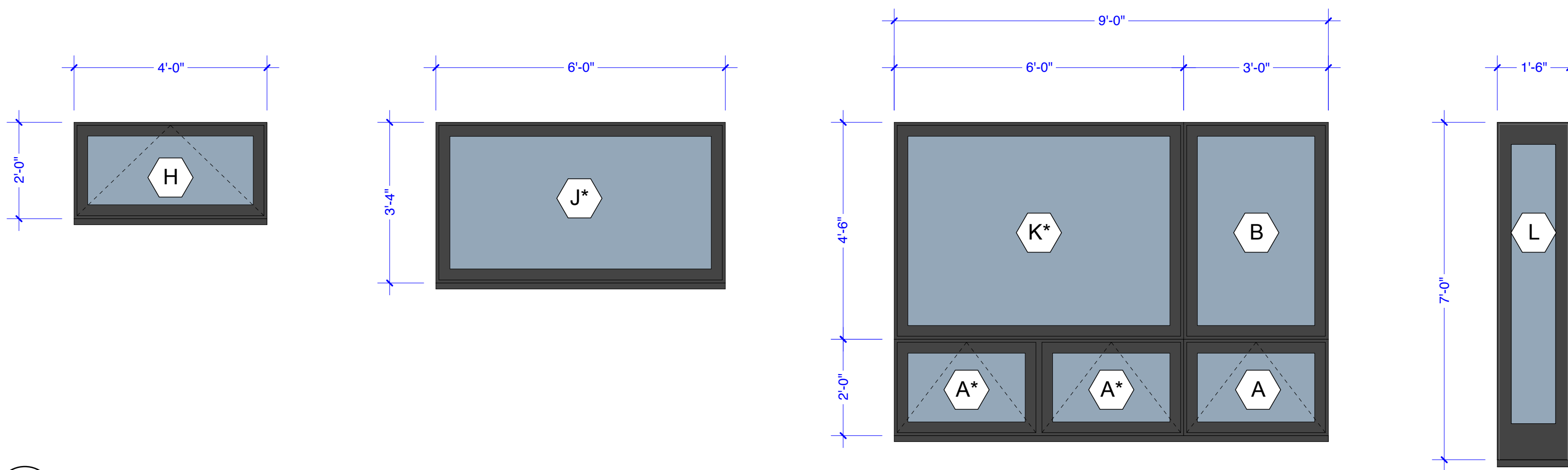
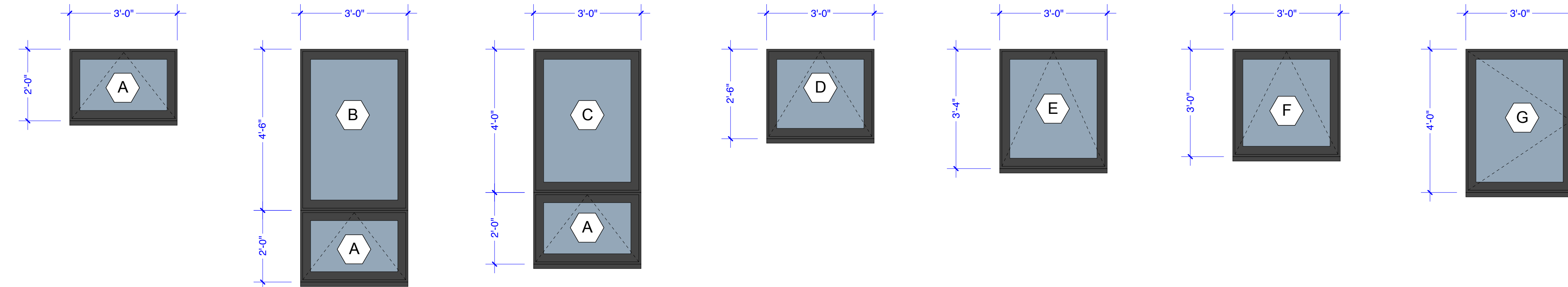
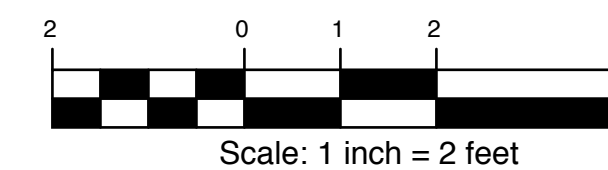


Window Schedule				SEE ELEVATIONS A2.1 & A2.2 FOR LOCATIONS		
KEY	TYPE	UNIT FRAME (NOMINAL W X H)	MODEL #	EGRESS	TEMPERED	REMARKS
A	AWNING	3'-0" x 2'-0"			YES*	FACTORY MULLED -SEE ELEVATIONS
B	FIXED	3'-0" x 4'-6"			YES*	FACTORY MULLED -SEE ELEVATIONS
C	FIXED	3'-0" x 4'-0"			YES*	FACTORY MULLED -SEE ELEVATIONS
D	AWNING	3'-0" x 2'-6"			YES*	FACTORY MULLED -SEE ELEVATIONS
E	AWNING	3'-0" x 3'-4"				FACTORY MULLED -SEE ELEVATIONS
F	AWNING	3'-0" x 3'-0"			YES*	
G	CASEMENT	3'-0" x 4'-0"		∅		
H	AWNING	2'-0" x 4'-0"				
J	FIXED	6'-0" x 3'-4"			YES	
K	FIXED	6'-0" x 4'-6"			YES	FACTORY MULLED -SEE ELEVATIONS
L	FIXED / DOOR LIGHT	1'-6" x 7'-0"			YES	
						* TEMPERED WHERE INDICATED IN THE ELEVATIONS

1 WINDOW SCHEDULE
SCALE: N/A



2 WINDOW TYPES
SCALE: 1/2" = 1'-0"



Copyright 2017 Richard Renner | Architects

RRA
Richard Renner | Architects
Portland, ME 508.651.2385
207.773.9699

Structural Engineer
Becker Structural Engineers
Portland, ME 04101
(207) 879-1838

Consultants:
Portland Renovations
Robert Van Wert
Portland, Maine 04101
207.775.2287

Kennedy Shatzer Residence
Building Elevations
Portland, Maine

Elevations

Drawn by: RRA
Scale: 1/8"=1'-0"
Date: 04/21/2017

File Name:
Project No.
Revised:

Kennedy Shatzer
A2.3