



HARVEY
BUILDING PRODUCTS

Harvey Industries, Inc.
1400 Main Street. Waltham, MA 02451-1689
(781) 899-3500 harveybp.com

Manufacturing
ACKNOWLEDGEMENT

Dealer Quote Summary

BILL TO:

SHIP TO:

Portland
401 Riverside St.
PORTLAND, ME 04103
Phone: 2077979345 Fax: 2077970199

LANDMARX CONSTRUCTION
273 PRESUMPCOT STREET
PORTLAND, ME 04103-0000

LANDMARX CONSTRUCTION
273 PRESUMPCOT STREET



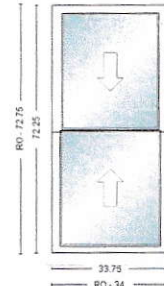
Phone: 207-650-7771 Fax:

PORTLAND ME 04103-0000
Phone: 207-650-7771 Fax:

QUOTE NBR	CUST NBR	CUSTOMER PO	ENTERED	DATE ORDERED	ORDER TYPE
4200583	1095319		5/31/2017	Quote Not Ordered	Charge
ORDERED BY	STATUS	SHIP VIA	DELIVERY AREA		
Matt	None	Whse Pickup	PORTLAND WAREHOUSE		
CLERK		JOB NAME	COUPON		
spg - Scott Guerrette		APT 2			

LINE #	DESCRIPTION	QTY	UNIT PRICE	EXTENDED
--------	-------------	-----	------------	----------

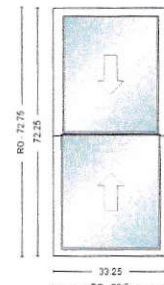
10000-1 |Product| Slimline DH , Unit Size 33.75 x 72.25, RO 34 x 72.75
 |Screen| Half Screen, Fiberglass Mesh
 |Hardware| Double Locks, Sash Limit Devices = Night Latch
 |Glass| Double Glazed, Low E, Argon Filled
 |Frames| Sill rise extender = No
 |Color| Base Color = White
 |Performance Ratings| Energy Star
 |Energy Star US Climate Zone Compliance| North-Central=Yes
 |Unit Type| U-Factor = 0.29, SHGC = 0.31, VT = 0.56, Custom / Call
 Size Option = Custom Size, Replacement
 |Wrapping - Overall Dimensions| Overall Rough Opening Width = 34,
 Overall Rough Opening Height = 72.75



Room Location: None Assigned

LINE #	DESCRIPTION	QTY	UNIT PRICE	EXTENDED
--------	-------------	-----	------------	----------

11000-1 |Product| Slimline DH , Unit Size 33.25 x 72.25, RO 33.5 x 72.75
 |Screen| Half Screen, Fiberglass Mesh
 |Hardware| Double Locks, Sash Limit Devices = Night Latch
 |Glass| Double Glazed, Low E, Argon Filled
 |Frames| Sill rise extender = No
 |Color| Base Color = White
 |Performance Ratings| Energy Star
 |Energy Star US Climate Zone Compliance| North-Central=Yes
 |Unit Type| U-Factor = 0.29, SHGC = 0.31, VT = 0.56, Custom / Call
 Size Option = Custom Size, Replacement
 |Wrapping - Overall Dimensions| Overall Rough Opening Width = 33.5,
 Overall Rough Opening Height = 72.75

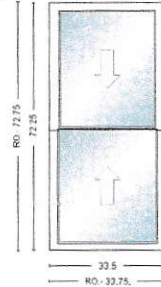


Room Location: None Assigned

4200583	1095319		5/31/2017	Quote Not Ordered	Charge
ORDERED BY		STATUS		SHIP VIA	
Matt		None		Whse Pickup	
CLERK			JOB NAME		COUPON
spg - Scott Guerrette			APT 2		

LINE #	DESCRIPTION	QTY	UNIT PRICE	EXTENDED
--------	-------------	-----	------------	----------

12000-1 |Product: Slimline DH , Unit Size 33.5 x 72.25, RO 33.75 x 72.75 | 1
 |Screen: Half Screen, Fiberglass Mesh
 |Hardware: Double Locks, Sash Limit Devices = Night Latch
 |Glass: Double Glazed, Low E, Argon Filled
 |Frames: Sill rise extender = No
 |Color: Base Color = White
 |Performance Ratings: Energy Star
 |Energy Star US Climate Zone Compliance: North-Central=Yes
 |Unit Type: U-Factor = 0.29, SHGC = 0.31, VT = 0.56, Custom / Call
 Size Option = Custom Size, Replacement
 |Wrapping - Overall Dimensions: Overall Rough Opening Width = 33.75, Overall Rough Opening Height = 72.75



Room Location: None Assigned

****Note: Delivery charges may apply and are not included on this quote.**

This quotation is based on our interpretation of the information provided. All quantities, sizes, extensions, grand totals, and specifications should be verified by the contractor prior to his/her bidding or ordering of materials. Harvey Industries, Inc., is responsible only for the items as quoted above. Any changes or addendums will be subject to a requote. We propose to supply the materials as described above, subject to the terms and conditions as required by our credit department. The prices are guaranteed for 30 days from the date of quotation unless otherwise noted. Delivery charges may apply and are not reflected on this quote. We appreciate the opportunity to quote this job. If you have any questions, please call your local warehouse.

SUBTOTAL:	
TAX:	
ORDER TOTAL:	

CUSTOMER SIGNATURE _____ DATE _____



HARVEY

BUILDING PRODUCTS

Harvey Industries, Inc.
1400 Main Street. Waltham, MA 02451-1689
(781) 899-3500 harveybp.com

Manufacturing
ACKNOWLEDGEMENT

Dealer Quote Summary

BILL TO:

LANDMARX CONSTRUCTION
273 PRESUMPCOT STREET
PORTLAND, ME 04103-0000

Phone: 207-650-7771 Fax:

SHIP TO:

LANDMARX CONSTRUCTION
273 PRESUMPCOT STREET

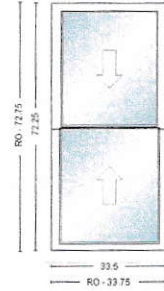
PORTLAND ME 04103-0000
Phone: 207-650-7771 Fax:

Portland
401 Riverside St.
PORTLAND, ME 04103
Phone: 2077979345 Fax: 2077970199



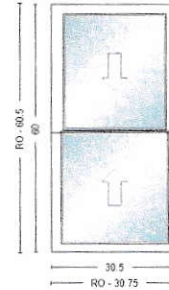
QUOTE NBR	CUST NBR	CUSTOMER PO	ENTERED	DATE ORDERED	ORDER TYPE
4200593	1095319		5/31/2017	Quote Not Ordered	Charge
ORDERED BY		STATUS	SHIP VIA	DELIVERY AREA	
Matt		None	Whse Pickup	PORTLAND WAREHOUSE	
CLERK			JOB NAME	COUPON	
spg - Scott Guerrette			HALL RIGHT SIDE		

LINE #	DESCRIPTION	QTY	UNIT PRICE	EXTENDED
10000-1	Product: Slimline DH , Unit Size 33.5 x 72.25, RO 33.75 x 72.75 Screen: Half Screen, Fiberglass Mesh Hardware: Double Locks, Sash Limit Devices = Night Latch Glass: Double Glazed, Low E, Argon Filled Frames: Sill rise extender = No Color: Base Color = White Performance Ratings: Energy Star Energy Star US Climate Zone Compliance: North-Central=Yes Unit Type: U-Factor = 0.29, SHGC = 0.31, VT = 0.56, Custom / Call Size Option = Custom Size, Replacement Wrapping - Overall Dimensions: Overall Rough Opening Width = 33.75, Overall Rough Opening Height = 72.75	2		



Room Location: None Assigned

LINE #	DESCRIPTION	QTY	UNIT PRICE	EXTENDED
11000-1	Product: Slimline DH , Unit Size 30.5 x 60, RO 30.75 x 60.5 Screen: Half Screen, Fiberglass Mesh Hardware: Double Locks, Sash Limit Devices = Night Latch Glass: Double Glazed, Low E, Argon Filled Frames: Sill rise extender = No Color: Base Color = White Performance Ratings: Energy Star Energy Star US Climate Zone Compliance: North-Central=Yes Unit Type: U-Factor = 0.29, SHGC = 0.31, VT = 0.56, Custom / Call Size Option = Custom Size, Replacement Wrapping - Overall Dimensions: Overall Rough Opening Width = 30.75, Overall Rough Opening Height = 60.5	1		



Room Location: None Assigned



HARVEY

BUILDING PRODUCTS

Harvey Industries, Inc.
1400 Main Street, Waltham, MA 02451-1689
(781) 899-3500 harveybp.com

Manufacturing
ACKNOWLEDGEMENT

Dealer Quote Summary

BILL TO:

LANDMARX CONSTRUCTION
273 PRESUMPCOT STREET
PORTLAND, ME 04103-0000

Phone: 207-650-7771 Fax:

SHIP TO:

LANDMARX CONSTRUCTION
273 PRESUMPCOT STREET

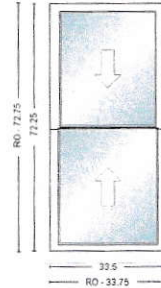
PORTLAND ME 04103-0000
Phone: 207-650-7771 Fax:

Portland
401 Riverside St.
PORTLAND, ME 04103
Phone: 2077979345 Fax: 2077970199



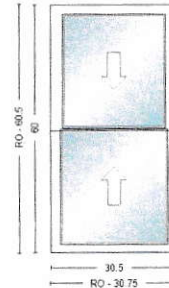
QUOTE NBR	CUST NBR	CUSTOMER PO	ENTERED	DATE ORDERED	ORDER TYPE
4200599	1095319		5/31/2017	Quote Not Ordered	Charge
ORDERED BY		STATUS	SHIP VIA	DELIVERY AREA	
Matt		None	Whse Pickup	PORTLAND WAREHOUSE	
CLERK			JOB NAME	COUPON	
spg - Scott Guerrette			HALL LEFT SIDE		

LINE #	DESCRIPTION	QTY	UNIT PRICE	EXTENDED
10000-1	Product: Slimline DH , Unit Size 33.5 x 72.25, RO 33.75 x 72.75 Screen: Half Screen, Fiberglass Mesh Hardware: Double Locks, Sash Limit Devices = Night Latch Glass: Double Glazed, Low E, Argon Filled Frames: Sill rise extender = No Color: Base Color = White Performance Ratings: Energy Star Energy Star US Climate Zone Compliancel: North-Central=Yes Unit Typel: U-Factor = 0.29, SHGC = 0.31, VT = 0.56, Custom / Call Size Option = Custom Size, Replacement Wrapping - Overall Dimensions: Overall Rough Opening Width = 33.75, Overall Rough Opening Height = 72.75	2		



Room Location: None Assigned

LINE #	DESCRIPTION	QTY	UNIT PRICE	EXTENDED
11000-1	Product: Slimline DH , Unit Size 30.5 x 60, RO 30.75 x 60.5 Screen: Half Screen, Fiberglass Mesh Hardware: Double Locks, Sash Limit Devices = Night Latch Glass: Double Glazed, Low E, Argon Filled Frames: Sill rise extender = No Color: Base Color = White Performance Ratings: Energy Star Energy Star US Climate Zone Compliancel: North-Central=Yes Unit Typel: U-Factor = 0.29, SHGC = 0.31, VT = 0.56, Custom / Call Size Option = Custom Size, Replacement Wrapping - Overall Dimensions: Overall Rough Opening Width = 30.75, Overall Rough Opening Height = 60.5	1		



Room Location: None Assigned

QUOTE NBR	CUST NBR	CUSTOMER TO	ENTERED	DATE ORDERED	ORDER TYPE
4200599	1095319		5/31/2017	Quote Not Ordered	Charge
ORDERED BY		STATUS	SHIP VIA	DELIVERY AREA	
Matt		None	Whse Pickup	PORTLAND WAREHOUSE	
CLERK			JOB NAME	COUPON	
spg - Scott Guerrette			HALL LEFT SIDE		

****Note: Delivery charges may apply and are not included on this quote.**

This quotation is based on our interpretation of the information provided. All quantities, sizes, extensions, grand totals, and specifications should be verified by the contractor prior to his/her bidding or ordering of materials. Harvey Industries, Inc., is responsible only for the items as quoted above. Any changes or addendums will be subject to a requote. We propose to supply the materials as described above, subject to the terms and conditions as required by our credit department. The prices are guaranteed for 30 days from the date of quotation unless otherwise noted. Delivery charges may apply and are not reflected on this quote. We appreciate the opportunity to quote this job. If you have any questions, please call your local warehouse.

SUBTOTAL:	
TAX:	
ORDER TOTAL:	

CUSTOMER SIGNATURE _____ DATE _____



HARVEY

BUILDING PRODUCTS

Harvey Industries, Inc.
1400 Main Street, Waltham, MA 02451-1689
(781) 899-3500 harveybp.com

Manufacturing
ACKNOWLEDGEMENT

Dealer Quote Summary

BILL TO:

SHIP TO:

LANDMARX CONSTRUCTION
273 PRESUMPCOT STREET
PORTLAND, ME 04103-0000

LANDMARX CONSTRUCTION
273 PRESUMPCOT STREET

Portland
401 Riverside St.
PORTLAND, ME 04103
Phone: 2077979345 Fax: 2077970199



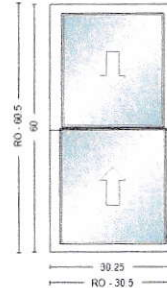
Phone: 207-650-7771 Fax:

PORTLAND ME 04103-0000
Phone: 207-650-7771 Fax:

QUOTE NBR	CUST NBR	CUSTOMER PO	ENTERED	DATE ORDERED	ORDER TYPE
4200604	1095319		5/31/2017	Quote Not Ordered	Charge
ORDERED BY		STATUS	SHIP VIA	DELIVERY AREA	
Matt		None	Whse Pickup	PORTLAND WAREHOUSE	
CLERK		JOB NAME		COUPON	
spg - Scott Guerrette		APT 6			

LINE #	DESCRIPTION	QTY	UNIT PRICE	EXTENDED
--------	-------------	-----	------------	----------

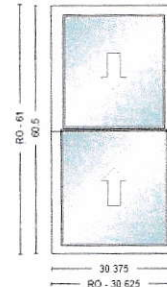
10000-1 |Product|: Slimline DH , Unit Size 30.25 x 60, RO 30.5 x 60.5
 |Screen|: Half Screen, Fiberglass Mesh
 |Hardware|: Double Locks, Sash Limit Devices = Night Latch
 |Glass|: Double Glazed, Low E, Argon Filled
 |Frames|: Sill rise extender = No
 |Color|: Base Color = White
 |Performance Ratings|: Energy Star
 |Energy Star US Climate Zone Compliancel|: North-Central=Yes
 |Unit Typel|: U-Factor = 0.29, SHGC = 0.31, VT = 0.56, Custom / Call
 Size Option = Custom Size, Replacement
 |Wrapping - Overall Dimensions|: Overall Rough Opening Width = 30.5,
 Overall Rough Opening Height = 60.5



Room Location: None Assigned

LINE #	DESCRIPTION	QTY	UNIT PRICE	EXTENDED
--------	-------------	-----	------------	----------

11000-1 |Product|: Slimline DH , Unit Size 30.375 x 60.5, RO 30.625 x 61
 |Screen|: Half Screen, Fiberglass Mesh
 |Hardware|: Double Locks, Sash Limit Devices = Night Latch
 |Glass|: Double Glazed, Low E, Argon Filled
 |Frames|: Sill rise extender = No
 |Color|: Base Color = White
 |Performance Ratings|: Energy Star
 |Energy Star US Climate Zone Compliancel|: North-Central=Yes
 |Unit Typel|: U-Factor = 0.29, SHGC = 0.31, VT = 0.56, Custom / Call
 Size Option = Custom Size, Replacement
 |Wrapping - Overall Dimensions|: Overall Rough Opening Width =
 30.625, Overall Rough Opening Height = 61

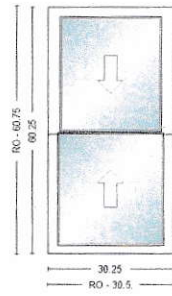


Room Location: None Assigned

4200604	1095319		5/31/2017	Quote Not Ordered	Charge
ORDERED BY		STATUS		SHIP VIA	
Matt		None		Whse Pickup	
CLERK			JOB NAME		DELIVERY AREA
spg - Scott Guerrette			APT 6		PORTLAND WAREHOUSE
CLERK			JOB NAME		COUPON
spg - Scott Guerrette			APT 6		

LINE #	DESCRIPTION	QTY	UNIT PRICE	EXTENDED
--------	-------------	-----	------------	----------

12000-1 |Product| Slimline DH , Unit Size 30.25 x 60.25, RO 30.5 x 60.75
 |Screen| Half Screen, Fiberglass Mesh
 |Hardware| Double Locks, Sash Limit Devices = Night Latch
 |Glass| Double Glazed, Low E, Argon Filled
 |Frames| Sill rise extender = No
 |Color| Base Color = White
 |Performance Ratings| Energy Star
 |Energy Star US Climate Zone Compliance| North-Central=Yes
 |Unit Type| U-Factor = 0.29, SHGC = 0.31, VT = 0.56, Custom / Call
 Size Option = Custom Size, Replacement
 |Wrapping - Overall Dimensions| Overall Rough Opening Width = 30.5,
 Overall Rough Opening Height = 60.75



Room Location: None Assigned

****Note: Delivery charges may apply and are not included on this quote.**

This quotation is based on our interpretation of the information provided. All quantities, sizes, extensions, grand totals, and specifications should be verified by the contractor prior to his/her bidding or ordering of materials. Harvey Industries, Inc., is responsible only for the items as quoted above. Any changes or addendums will be subject to a requote. We propose to supply the materials as described above, subject to the terms and conditions as required by our credit department. The prices are guaranteed for 30 days from the date of quotation unless otherwise noted. Delivery charges may apply and are not reflected on this quote. We appreciate the opportunity to quote this job. If you have any questions, please call your local warehouse.

SUBTOTAL:	
TAX:	
ORDER TOTAL:	

CUSTOMER SIGNATURE _____ DATE _____



Harvey Industries, Inc.
1400 Main Street, Waltham, MA 02451-1689
(781) 899-3500 harveybp.com

Manufacturing
ACKNOWLEDGEMENT

Dealer Quote Summary

Portland
401 Riverside St.
PORTLAND, ME 04103
Phone: 2077979345 Fax: 2077970199



BILL TO:

LANDMARX CONSTRUCTION
273 PRESUMPCOT STREET
PORTLAND, ME 04103-0000

SHIP TO:

LANDMARX CONSTRUCTION
273 PRESUMPCOT STREET

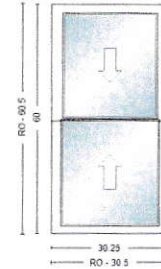
Phone: 207-650-7771 Fax:

PORTLAND ME 04103-0000
Phone: 207-650-7771 Fax:

QUOTE NBR	CUST NBR	CUSTOMER PO	ENTERED	DATE ORDERED	ORDER TYPE
4200609	1095319		5/31/2017	Quote Not Ordered	Charge
ORDERED BY		STATUS	SHIP VIA	DELIVERY AREA	
Matt		None	Whse Pickup	PORTLAND WAREHOUSE	
CLERK		JOB NAME		COUPON	
spg - Scott Guerrette		APT 5			

LINE #	DESCRIPTION	QTY	UNIT PRICE	EXTENDED
--------	-------------	-----	------------	----------

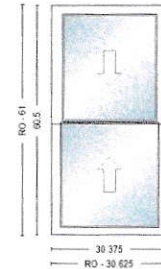
10000-1 |Product| Slimline DH , Unit Size 30.25 x 60, RO 30.5 x 60.5
 |Screen| Half Screen, Fiberglass Mesh
 |Hardware| Double Locks, Sash Limit Devices = Night Latch
 |Glass| Double Glazed, Low E, Argon Filled
 |Frames| Sill rise extender = No
 |Color| Base Color = White
 |Performance Ratings| Energy Star
 |Energy Star US Climate Zone Compliance| North-Central=Yes
 |Unit Type| U-Factor = 0.29, SHGC = 0.31, VT = 0.56, Custom / Call
 Size Option = Custom Size, Replacement
 |Wrapping - Overall Dimensions| Overall Rough Opening Width = 30.5,
 Overall Rough Opening Height = 60.5



Room Location: None Assigned

LINE #	DESCRIPTION	QTY	UNIT PRICE	EXTENDED
--------	-------------	-----	------------	----------

11000-1 |Product| Slimline DH , Unit Size 30.375 x 60.5, RO 30.625 x 61
 |Screen| Half Screen, Fiberglass Mesh
 |Hardware| Double Locks, Sash Limit Devices = Night Latch
 |Glass| Double Glazed, Low E, Argon Filled
 |Frames| Sill rise extender = No
 |Color| Base Color = White
 |Performance Ratings| Energy Star
 |Energy Star US Climate Zone Compliance| North-Central=Yes
 |Unit Type| U-Factor = 0.29, SHGC = 0.31, VT = 0.56, Custom / Call
 Size Option = Custom Size, Replacement
 |Wrapping - Overall Dimensions| Overall Rough Opening Width =
 30.625, Overall Rough Opening Height = 61

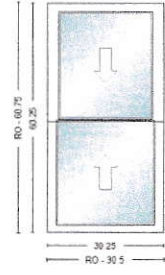


Room Location: None Assigned

QUOTE NBR	CUST NBR	CUSTOMER PO	ENTERED	DATE ORDERED	ORDER TYPE
4200609	1095319		5/31/2017	Quote Not Ordered	Charge
ORDERED BY		STATUS	SHIP VIA	DELIVERY AREA	
Matt		None	Whse Pickup	PORTLAND WAREHOUSE	
CLERK			JOB NAME	COUPON	
spg - Scott Guerrette			APT 5		

LINE #	DESCRIPTION	QTY	UNIT PRICE	EXTENDED
--------	-------------	-----	------------	----------

12000-1 |Product| Slimline DH , Unit Size 30.25 x 60.25, RO 30.5 x 60.75 4
|Screen|: Half Screen, Fiberglass Mesh
|Hardware|: Double Locks, Sash Limit Devices = Night Latch
|Glass|: Double Glazed, Low E, Argon Filled
|Frames|: Sill rise extender = No
|Color|: Base Color = White
|Performance Ratings|: Energy Star
|Energy Star US Climate Zone Compliance|: North-Central=Yes
|Unit Type|: U-Factor = 0.29, SHGC = 0.31, VT = 0.56, Custom / Call
Size Option = Custom Size, Replacement
|Wrapping - Overall Dimensions|: Overall Rough Opening Width = 30.5,
Overall Rough Opening Height = 60.75



Room Location: None Assigned

****Note: Delivery charges may apply and are not included on this quote.**

This quotation is based on our interpretation of the information provided. All quantities, sizes, extensions, grand totals, and specifications should be verified by the contractor prior to his/her bidding or ordering of materials. Harvey Industries, Inc., is responsible only for the items as quoted above. Any changes or addendums will be subject to a requote. We propose to supply the materials as described above, subject to the terms and conditions as required by our credit department. The prices are guaranteed for 30 days from the date of quotation unless otherwise noted. Delivery charges may apply and are not reflected on this quote. We appreciate the opportunity to quote this job. If you have any questions, please call your local warehouse.

SUBTOTAL:	
TAX:	
ORDER TOTAL:	

CUSTOMER SIGNATURE _____ DATE _____



Harvey Industries, Inc.
1400 Main Street, Waltham, MA 02451-1689
(781) 899-3500 harveybp.com

Manufacturing
ACKNOWLEDGEMENT

Dealer Quote Summary

BILL TO:

LANDMARX CONSTRUCTION
273 PRESUMPCOT STREET
PORTLAND, ME 04103-0000

Phone: 207-650-7771 Fax:

SHIP TO:

LANDMARX CONSTRUCTION
273 PRESUMPCOT STREET

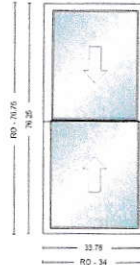
PORTLAND ME 04103-0000
Phone: 207-650-7771 Fax:

Portland
401 Riverside St.
PORTLAND, ME 04103
Phone: 2077979345 Fax: 2077970199



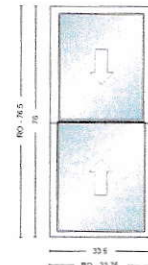
QUOTE NBR	CUST NBR	CUSTOMER PO	ENTERED	DATE ORDERED	ORDER TYPE
4200545	1095319		5/31/2017	Quote Not Ordered	Charge
ORDERED BY		STATUS	SHIP VIA	DELIVERY AREA	
Matt		None	Whse Pickup	PORTLAND WAREHOUSE	
CLERK			JOB NAME	COUPON	
spg - Scott Guerrette			APT 1		

LINE #	DESCRIPTION	QTY	UNIT PRICE	EXTENDED
10000-1	[Product]: Slimline DH , Unit Size 33.75 x 76.25, RO 34 x 76.75 [Screen]: Half Screen, Fiberglass Mesh [Hardware]: Double Locks, Sash Limit Devices = Night Latch [Glass]: Double Glazed, Low E, Argon Filled [Frames]: Sill rise extender = No [Color]: Base Color = White [Performance Ratings]: Energy Star [Energy Star US Climate Zone Compliance]: North-Central=Yes [Unit Type]: U-Factor = 0.29, SHGC = 0.31, VT = 0.56, Custom / Call Size Option = Custom Size, Replacement [Wrapping - Overall Dimensions]: Overall Rough Opening Width = 34, Overall Rough Opening Height = 76.75	3		



Room Location: None Assigned

LINE #	DESCRIPTION	QTY	UNIT PRICE	EXTENDED
11000-1	[Product]: Slimline DH , Unit Size 33.5 x 76, RO 33.75 x 76.5 [Screen]: Half Screen, Fiberglass Mesh [Hardware]: Double Locks, Sash Limit Devices = Night Latch [Glass]: Double Glazed, Low E, Argon Filled [Frames]: Sill rise extender = No [Color]: Base Color = White [Performance Ratings]: Energy Star [Energy Star US Climate Zone Compliance]: North-Central=Yes [Unit Type]: U-Factor = 0.29, SHGC = 0.31, VT = 0.56, Custom / Call Size Option = Custom Size, Replacement [Wrapping - Overall Dimensions]: Overall Rough Opening Width = 33.75, Overall Rough Opening Height = 76.5	1		

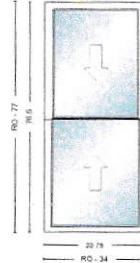


Room Location: None Assigned

QUOTE NBR	CUST NBR	CUSTOMER PO	ENTERED	DATE ORDERED	ORDER TYPE
4200545	1095319		5/31/2017	Quote Not Ordered	Charge
ORDERED BY		STATUS	SHIP VIA	DELIVERY AREA	
Matt		None	Whse Pickup	PORTLAND WAREHOUSE	
CLERK			JOB NAME	COUPON	
spg - Scott Guerrette			APT 1		

LINE #	DESCRIPTION	QTY	UNIT PRICE	EXTENDED
--------	-------------	-----	------------	----------

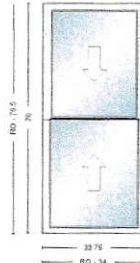
12000-1 |Product|: Slimline DH , Unit Size 33.75 x 76.5, RO 34 x 77
 |Screen|: Half Screen, Fiberglass Mesh
 |Hardware|: Double Locks, Sash Limit Devices = Night Latch
 |Glass|: Double Glazed, Low E, Argon Filled
 |Frames|: Sill rise extender = No
 |Color|: Base Color = White
 |Performance Ratings|: Energy Star
 |Energy Star US Climate Zone Compliance|: North-Central=Yes
 |Unit Type|: U-Factor = 0.29, SHGC = 0.31, VT = 0.56, Custom / Call
 Size Option = Custom Size, Replacement
 |Wrapping - Overall Dimensions|: Overall Rough Opening Width = 34,
 Overall Rough Opening Height = 77



Room Location: None Assigned

LINE #	DESCRIPTION	QTY	UNIT PRICE	EXTENDED
--------	-------------	-----	------------	----------

13000-1 |Product|: Slimline DH , Unit Size 33.75 x 76, RO 34 x 76.5
 |Screen|: Half Screen, Fiberglass Mesh
 |Hardware|: Double Locks, Sash Limit Devices = Night Latch
 |Glass|: Double Glazed, Low E, Argon Filled
 |Frames|: Sill rise extender = No
 |Color|: Base Color = White
 |Performance Ratings|: Energy Star
 |Energy Star US Climate Zone Compliance|: North-Central=Yes
 |Unit Type|: U-Factor = 0.29, SHGC = 0.31, VT = 0.56, Custom / Call
 Size Option = Custom Size, Replacement
 |Wrapping - Overall Dimensions|: Overall Rough Opening Width = 34,
 Overall Rough Opening Height = 76.5



Room Location: None Assigned

****Note: Delivery charges may apply and are not included on this quote.**

This quotation is based on our interpretation of the information provided. All quantities, sizes, extensions, grand totals, and specifications should be verified by the contractor prior to his/her bidding or ordering of materials. Harvey Industries, Inc., is responsible only for the items as quoted above. Any changes or addendums will be subject to a requote. We propose to supply the materials as described above, subject to the terms and conditions as required by our credit department. The prices are guaranteed for 30 days from the date of quotation unless otherwise noted. Delivery charges may apply and are not reflected on this quote. We appreciate the opportunity to quote this job. If you have any questions, please call your local warehouse.

SUBTOTAL:	
TAX:	
ORDER TOTAL:	

CUSTOMER SIGNATURE _____ DATE _____



HARVEY
BUILDING PRODUCTS

Harvey Industries, Inc.
1400 Main Street, Waltham, MA 02451-1689
(781) 899-3500 harveybp.com

Manufacturing
ACKNOWLEDGEMENT

Dealer Quote Summary

BILL TO:

SHIP TO:

LANDMARX CONSTRUCTION
273 PRESUMPCOT STREET
PORTLAND, ME 04103-0000

LANDMARX CONSTRUCTION
273 PRESUMPCOT STREET

Phone: 207-650-7771 Fax:

PORTLAND ME 04103-0000
Phone: 207-650-7771 Fax:

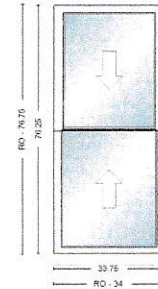
Portland
401 Riverside St.
PORTLAND, ME 04103
Phone: 2077979345 Fax: 2077970199



QUOTE NBR	CUST NBR	CUSTOMER PO	ENTERED	DATE ORDERED	ORDER TYPE
4200541	1095319		5/31/2017	Quote Not Ordered	Charge
ORDERED BY		STATUS	SHIP VIA	DELIVERY AREA	
Matt		None	Whse Pickup	PORTLAND WAREHOUSE	
CLERK			JOB NAME	COUPON	
spg - Scott Guerrette			APT 3		

LINE #	DESCRIPTION	QTY	UNIT PRICE	EXTENDED
--------	-------------	-----	------------	----------

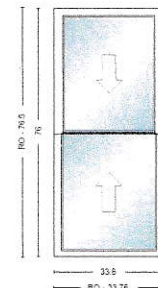
10000-1 |Product| Slimline DH , Unit Size 33.75 x 76.25, RO 34 x 76.75
 |Screen| Half Screen, Fiberglass Mesh
 |Hardware| Double Locks, Sash Limit Devices = Night Latch
 |Glass| Double Glazed, Low E, Argon Filled
 |Frames| Sill rise extender = No
 |Color| Base Color = White
 |Performance Ratings| Energy Star
 |Energy Star US Climate Zone Compliance| North-Central=Yes
 |Unit Type| U-Factor = 0.29, SHGC = 0.31, VT = 0.56, Custom / Call
 Size Option = Custom Size, Replacement
 |Wrapping - Overall Dimensions| Overall Rough Opening Width = 34,
 Overall Rough Opening Height = 76.75



Room Location: None Assigned

LINE #	DESCRIPTION	QTY	UNIT PRICE	EXTENDED
--------	-------------	-----	------------	----------

11000-1 |Product| Slimline DH , Unit Size 33.5 x 76, RO 33.75 x 76.5
 |Screen| Half Screen, Fiberglass Mesh
 |Hardware| Double Locks, Sash Limit Devices = Night Latch
 |Glass| Double Glazed, Low E, Argon Filled
 |Frames| Sill rise extender = No
 |Color| Base Color = White
 |Performance Ratings| Energy Star
 |Energy Star US Climate Zone Compliance| North-Central=Yes
 |Unit Type| U-Factor = 0.29, SHGC = 0.31, VT = 0.56, Custom / Call
 Size Option = Custom Size, Replacement
 |Wrapping - Overall Dimensions| Overall Rough Opening Width =
 33.75, Overall Rough Opening Height = 76.5

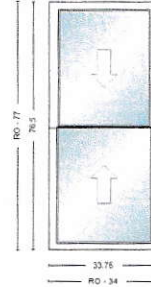


Room Location: None Assigned

4200541	1095319		5/31/2017	Quote Not Ordered	Charge
ORDERED BY		STATUS		SHIP VIA	
Matt		None		Whse Pickup	
CLERK			JOB NAME		DELIVERY AREA
spg - Scott Guerrette			APT 3		PORTLAND WAREHOUSE
CLERK			JOB NAME		COUPON
spg - Scott Guerrette			APT 3		

LINE #	DESCRIPTION	QTY	UNIT PRICE	EXTENDED
--------	-------------	-----	------------	----------

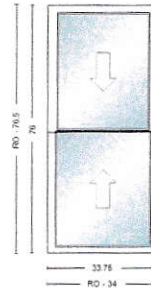
12000-1 |Product: Slimline DH , Unit Size 33.75 x 76.5, RO 34 x 77
 |Screen: Half Screen, Fiberglass Mesh
 |Hardware: Double Locks, Sash Limit Devices = Night Latch
 |Glass: Double Glazed, Low E, Argon Filled
 |Frames: Sill rise extender = No
 |Color: Base Color = White
 |Performance Ratings: Energy Star
 |Energy Star US Climate Zone Compliance: North-Central=Yes
 |Unit Type: U-Factor = 0.29, SHGC = 0.31, VT = 0.56, Custom / Call
 Size Option = Custom Size, Replacement
 |Wrapping - Overall Dimensions: Overall Rough Opening Width = 34,
 Overall Rough Opening Height = 77



Room Location: None Assigned

LINE #	DESCRIPTION	QTY	UNIT PRICE	EXTENDED
--------	-------------	-----	------------	----------

13000-1 |Product: Slimline DH , Unit Size 33.75 x 76, RO 34 x 76.5
 |Screen: Half Screen, Fiberglass Mesh
 |Hardware: Double Locks, Sash Limit Devices = Night Latch
 |Glass: Double Glazed, Low E, Argon Filled
 |Frames: Sill rise extender = No
 |Color: Base Color = White
 |Performance Ratings: Energy Star
 |Energy Star US Climate Zone Compliance: North-Central=Yes
 |Unit Type: U-Factor = 0.29, SHGC = 0.31, VT = 0.56, Custom / Call
 Size Option = Custom Size, Replacement
 |Wrapping - Overall Dimensions: Overall Rough Opening Width = 34,
 Overall Rough Opening Height = 76.5



Room Location: None Assigned

****Note: Delivery charges may apply and are not included on this quote.**

This quotation is based on our interpretation of the information provided. All quantities, sizes, extensions, grand totals, and specifications should be verified by the contractor prior to his/her bidding or ordering of materials. Harvey Industries, Inc., is responsible only for the items as quoted above. Any changes or addendums will be subject to a requote. We propose to supply the materials as described above, subject to the terms and conditions as required by our credit department. The prices are guaranteed for 30 days from the date of quotation unless otherwise noted. Delivery charges may apply and are not reflected on this quote. We appreciate the opportunity to quote this job. If you have any questions, please call your local warehouse.

SUBTOTAL: _____

TAX: _____

ORDER TOTAL: _____ \$

CUSTOMER SIGNATURE _____ DATE _____