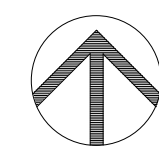
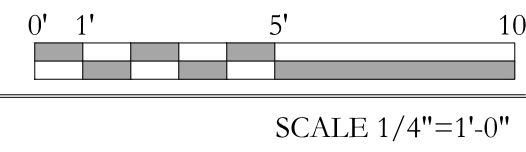


FRAMING PLAN SYMBOLS KEY	
□	WOOD POST
○	STEEL COLUMN
(X)	NUMBER OF WOOD STUDS IN POST BELOW
A	COLUMN ABOVE THIS LEVEL
C	COLUMN CONTINUOUS THROUGH THIS LEVEL
—	JOIST BEARING
—	CONTINUOUS JOIST WITH INTERMEDIATE BEARING
—	FLUSH FRAMED JOIST BEARING WITH HANGER
—	WOOD STUD BEARING WALL BELOW
—	OVER FRAMING BY OTHERS -TYP
2x	NUMBER OF TRIM STUDS UNDER HEADER
2xk	NUMBER OF KING STUDS ADJACENT TO HEADER




FOURTH FLOOR / ROOF FRAMING PLAN



NOTES:

- SEE SHEET S1.0 FOR GENERAL STRUCTURAL NOTES
- ALL WOOD COLUMNS IN 2x6 WALLS SHALL BE 3-2x6 AND IN 2x4 WALLS SHALL BE 3-2x4 UNLESS NOTED OTHERWISE ON PLANS
- ALL BEAMS ARE DROPPED, UNO
- ALL HEADERS IN 2x6 BEARING WALLS ARE (2) 2x6 NO.1 GRADE SPF MIN, UNO
- ALL HEADERS IN 2x4 BEARING WALLS ARE (2) 2x6 NO.1 GRADE SPF MIN, UNO
- ALL ROOF SHEATHING TO BE 5/8", SEE GENERAL NOTES FOR ADDITIONAL INFORMATION -TYP



PROJECT NO.
16035
PROJECT NAME
**7 CUMBERLAND
PORTLAND, ME**

REVISIONS	DATE	DESCRIPTION
1	11/3/15/2017	CD
2		
3		
4		
5		

DRAWN BY
MKL
SHEET TITLE
**FOURTH FLOOR /
ROOF FRAMING PLAN**

ISSUE DATE
2/23/17
SHEET SCALE
AS NOTED

S
S1.5