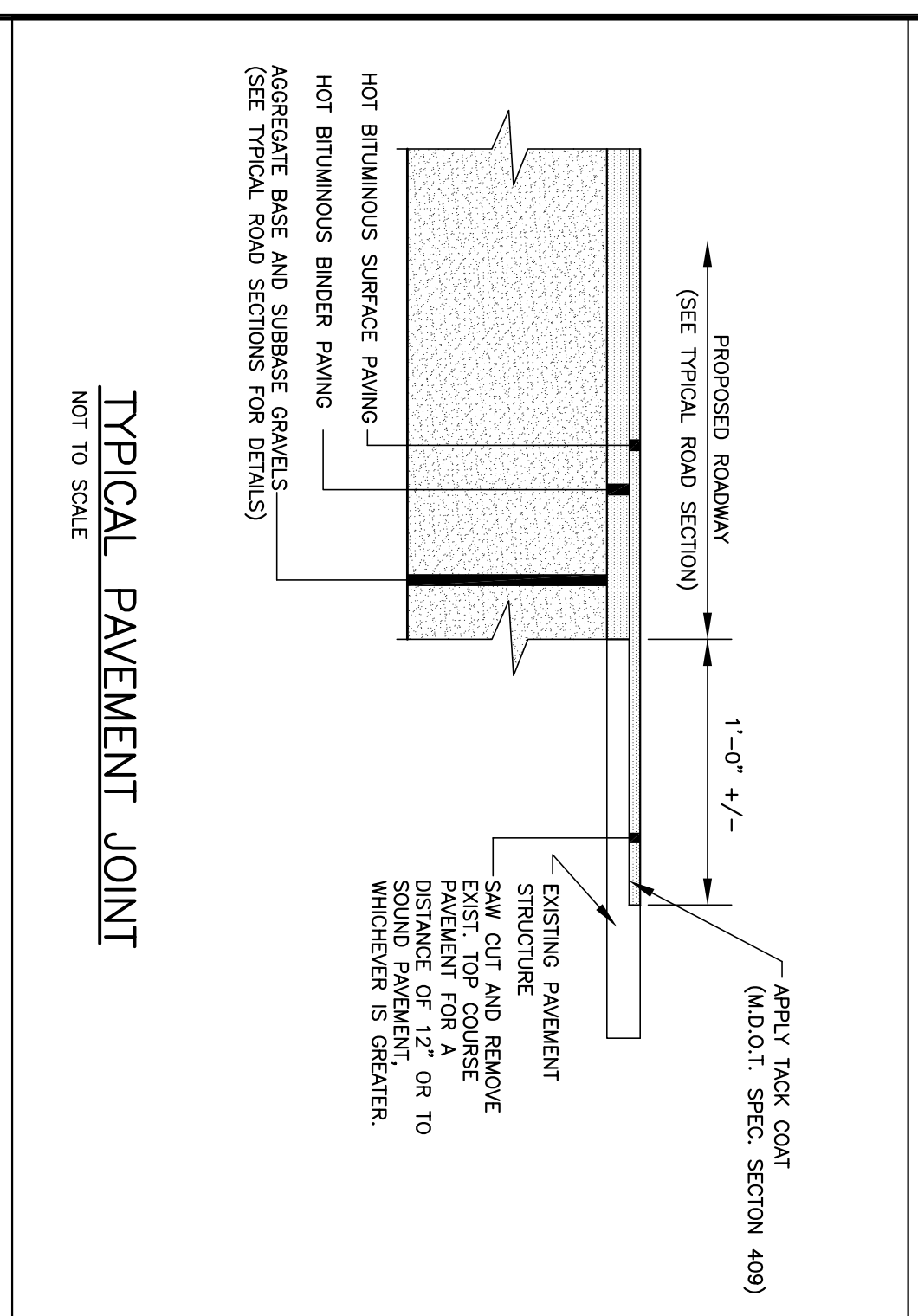
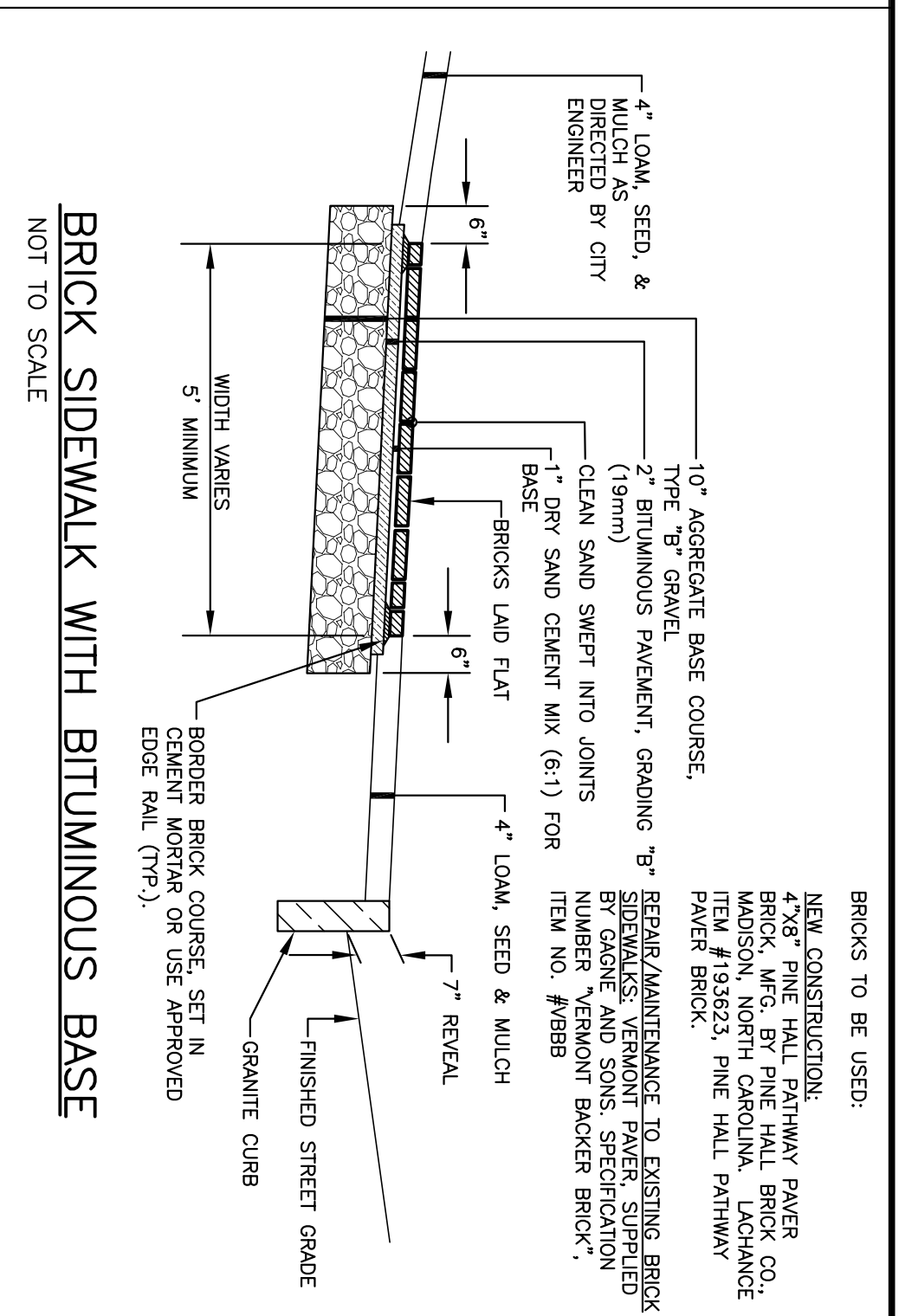


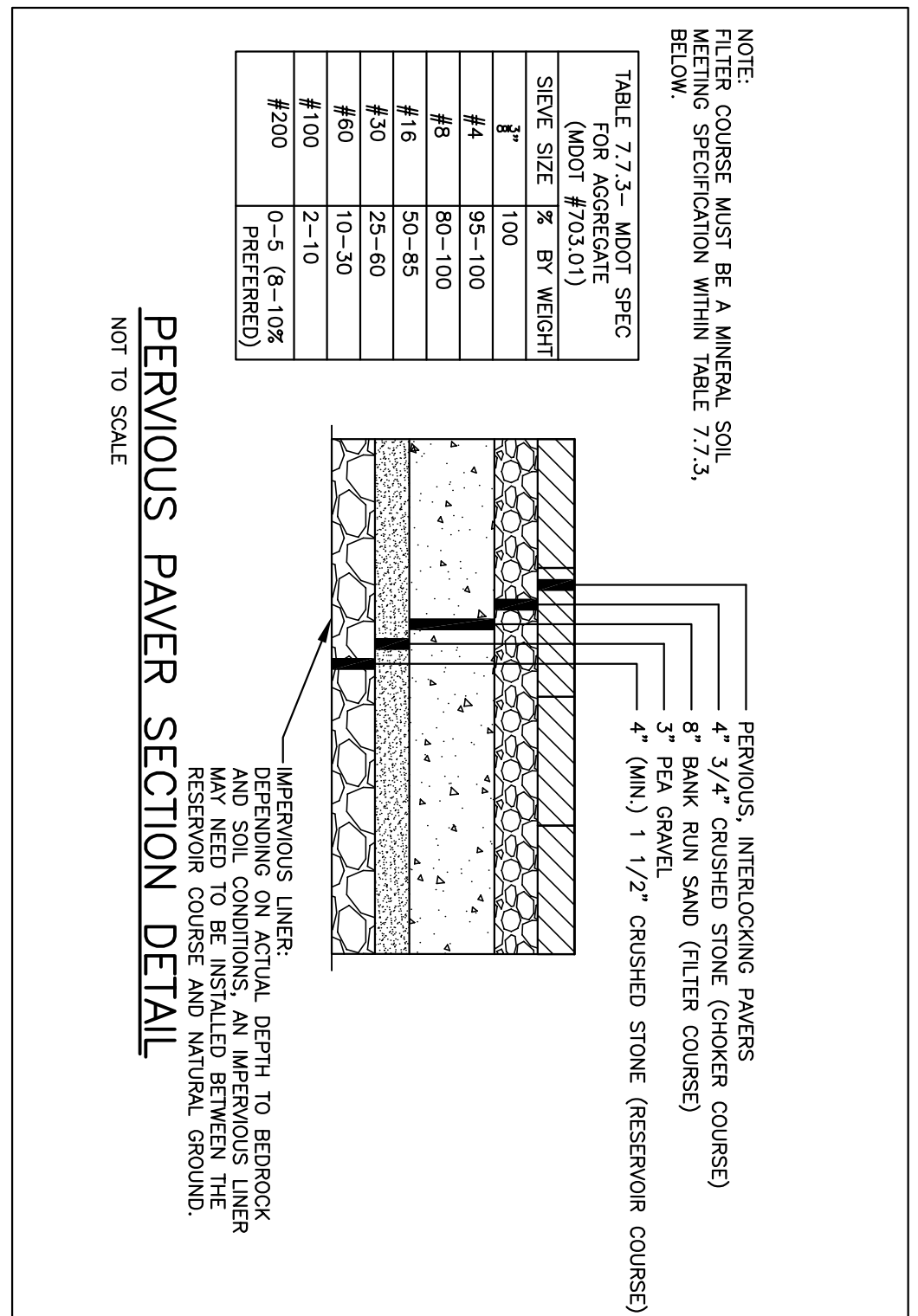
BRICK DRIVEWAY APRON WITH BITUMINOUS BASE
NOT TO SCALE



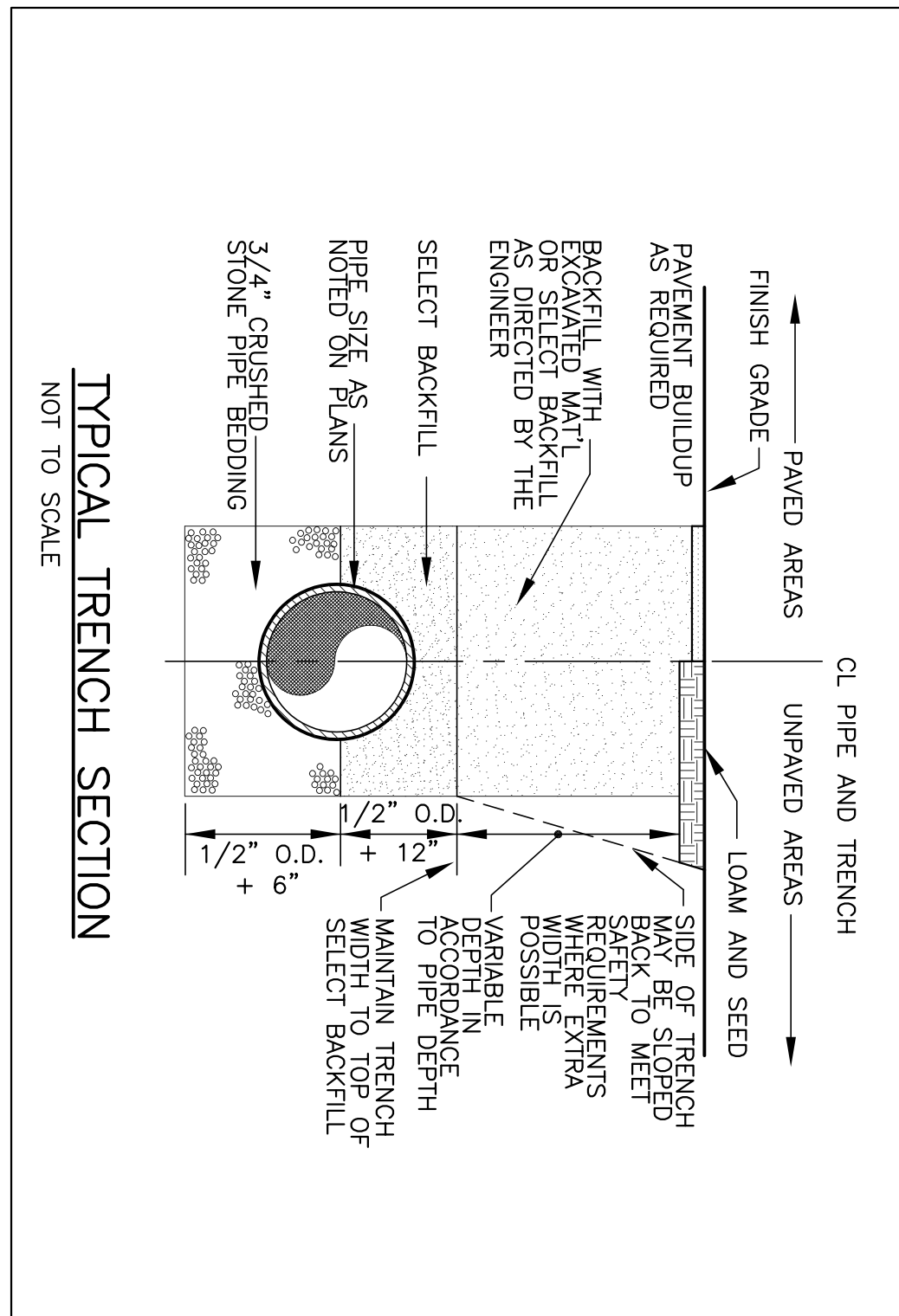
TYPICAL PAVEMENT JOINT
NOT TO SCALE



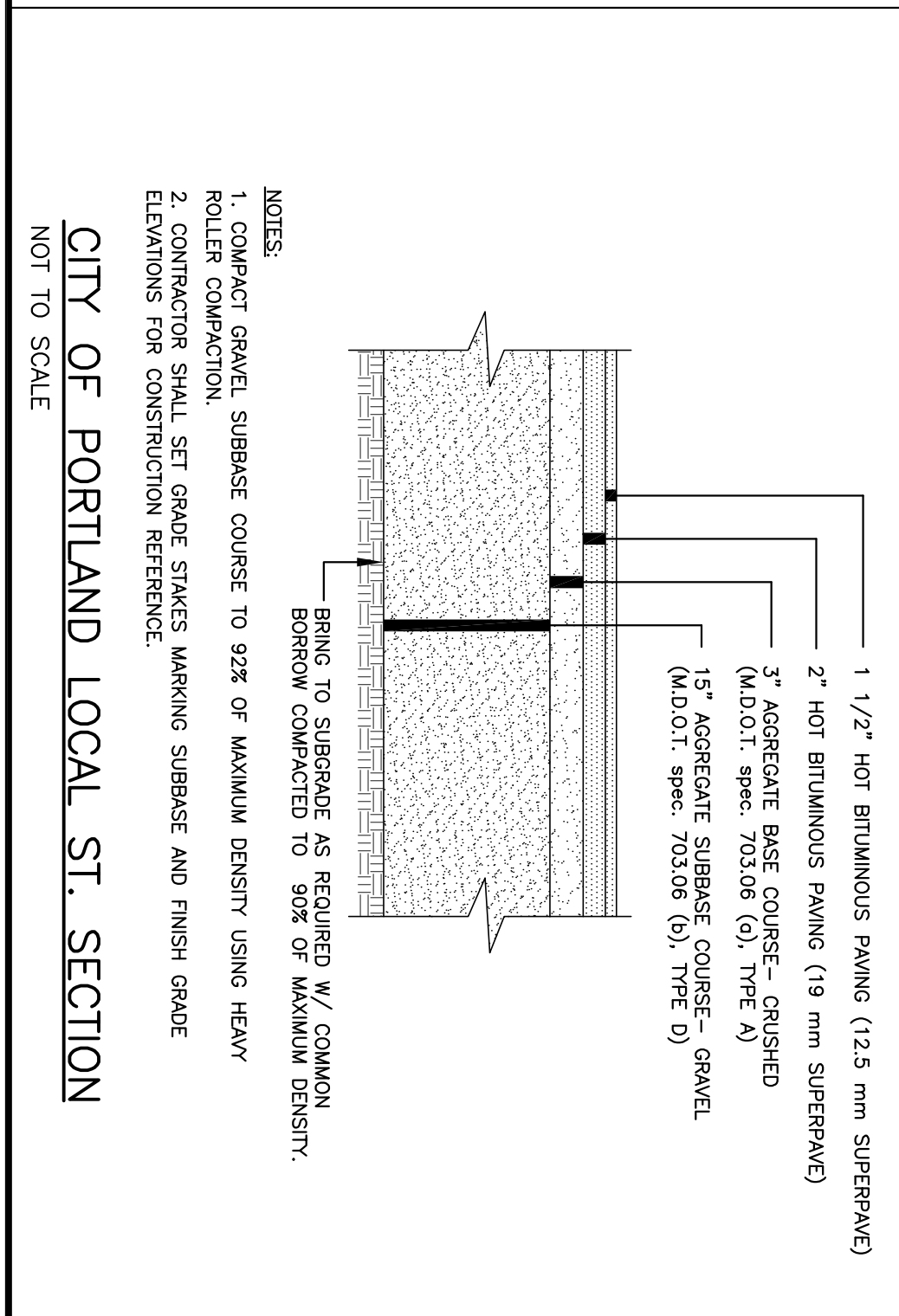
BRICK SIDEWALK WITH BITUMINOUS BASE
NOT TO SCALE



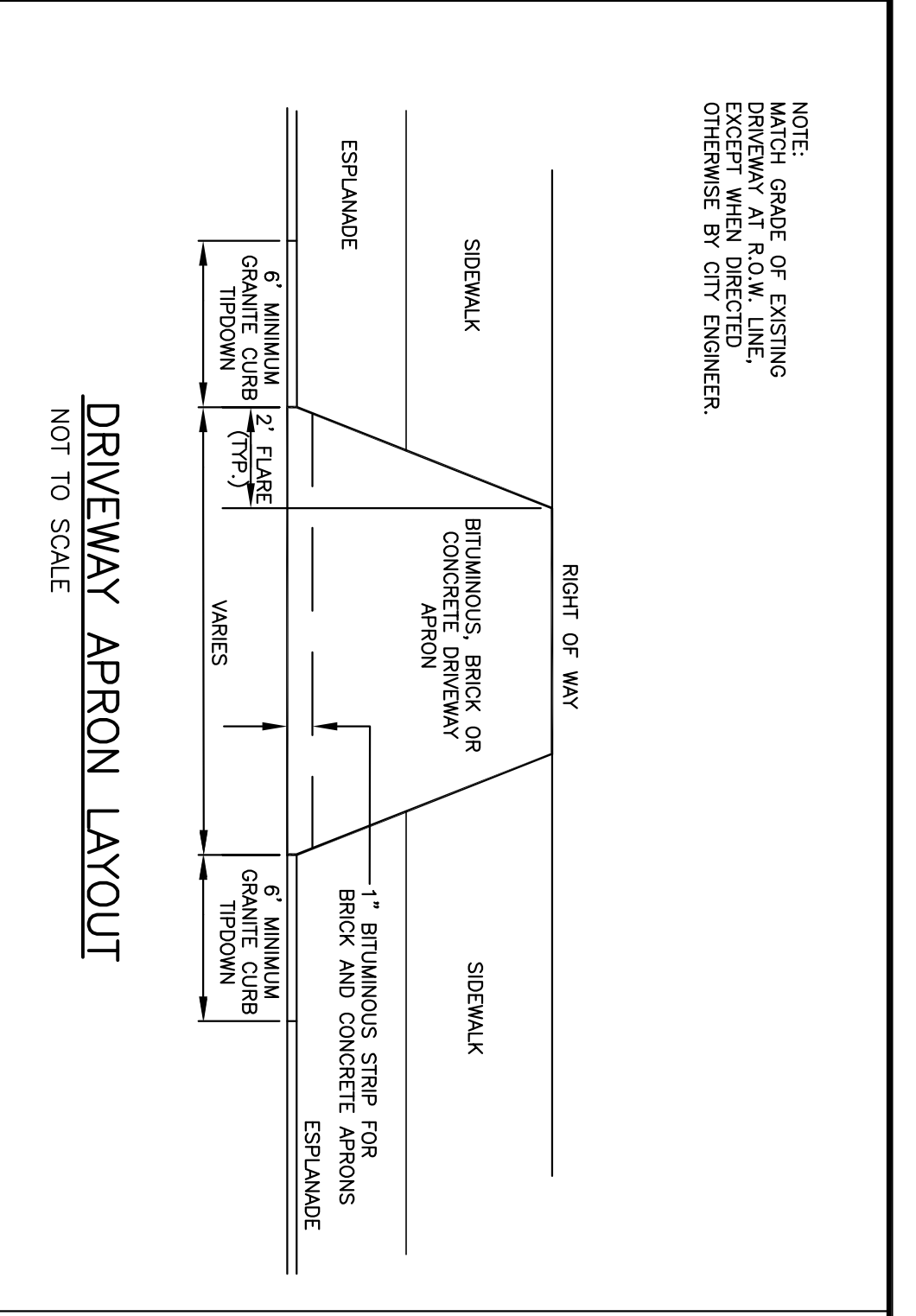
PERVIOUS PAVEMENT SECTION DETAIL
NOT TO SCALE



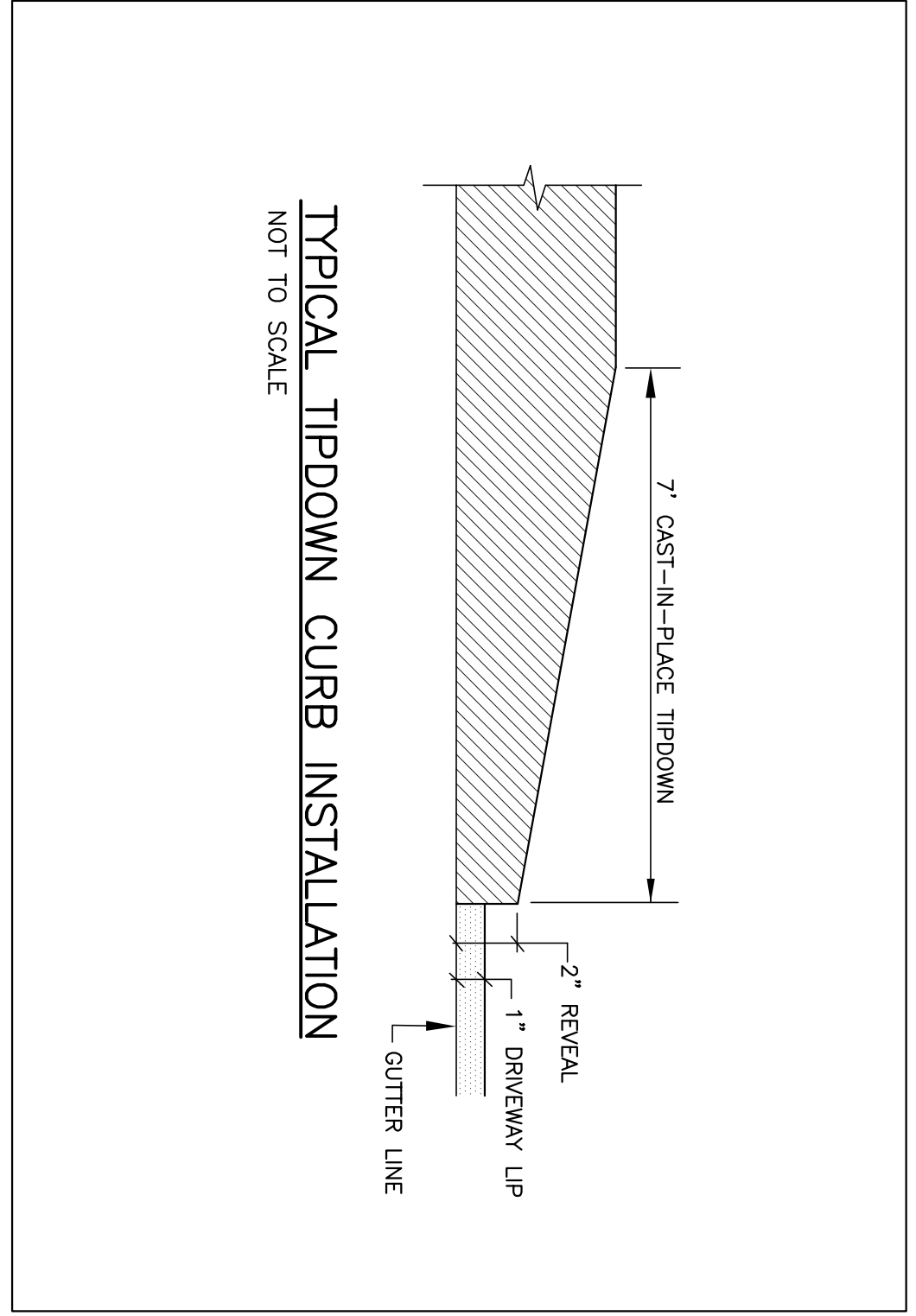
TYPICAL TRENCH SECTION
NOT TO SCALE



CITY OF PORTLAND LOCAL ST. SECTION
NOT TO SCALE



DRIVEWAY APRON LAYOUT
NOT TO SCALE



TYPICAL TIPDOWN CURB INSTALLATION
NOT TO SCALE

City of Portland Technical Manual
Section 1 - Transportation Systems and Street Design
Adopted 7-19-10 Rev. 6-17-11

BIKE HITCH

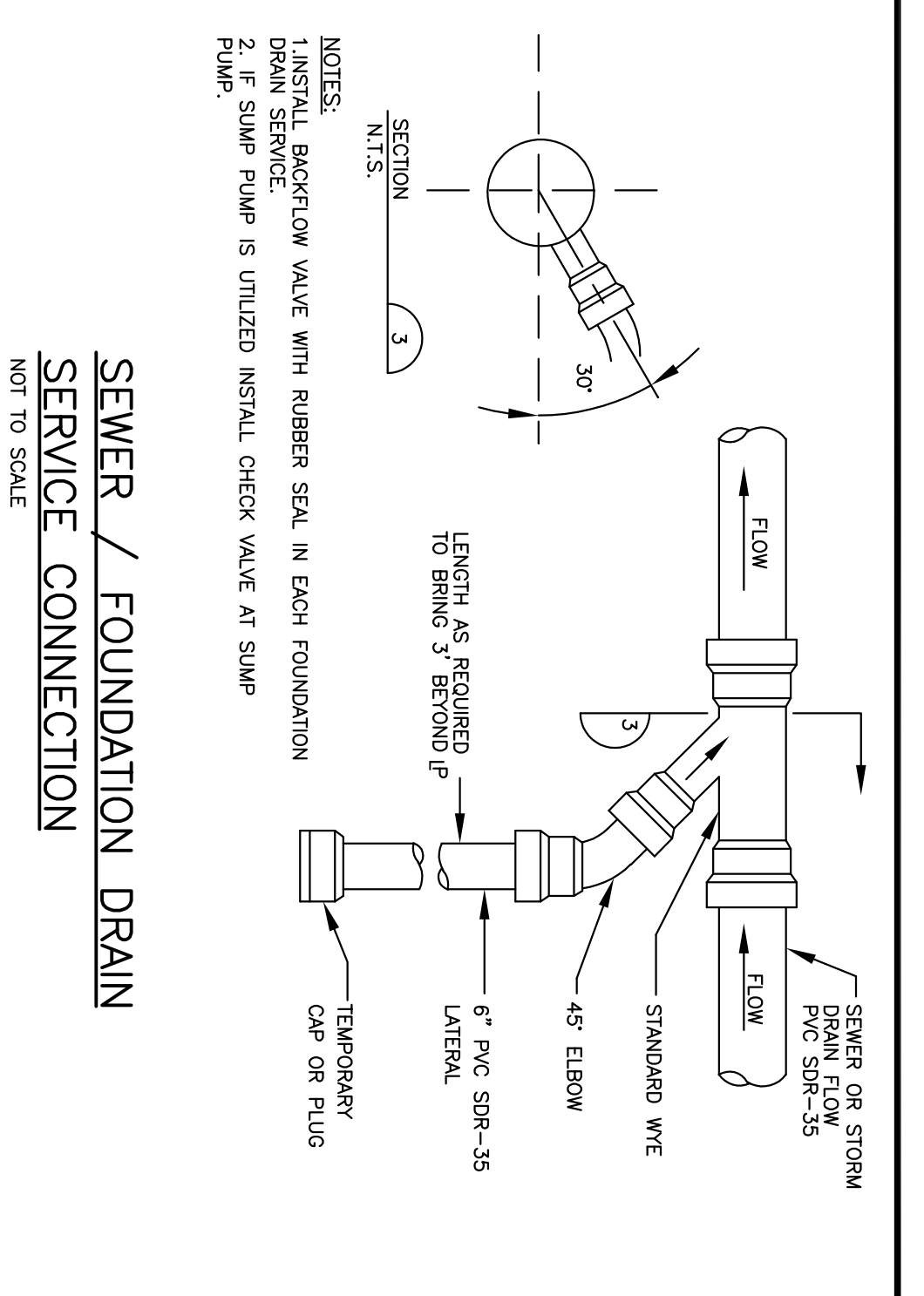
Specifications and Space Use

Product: (See Bicyclist)

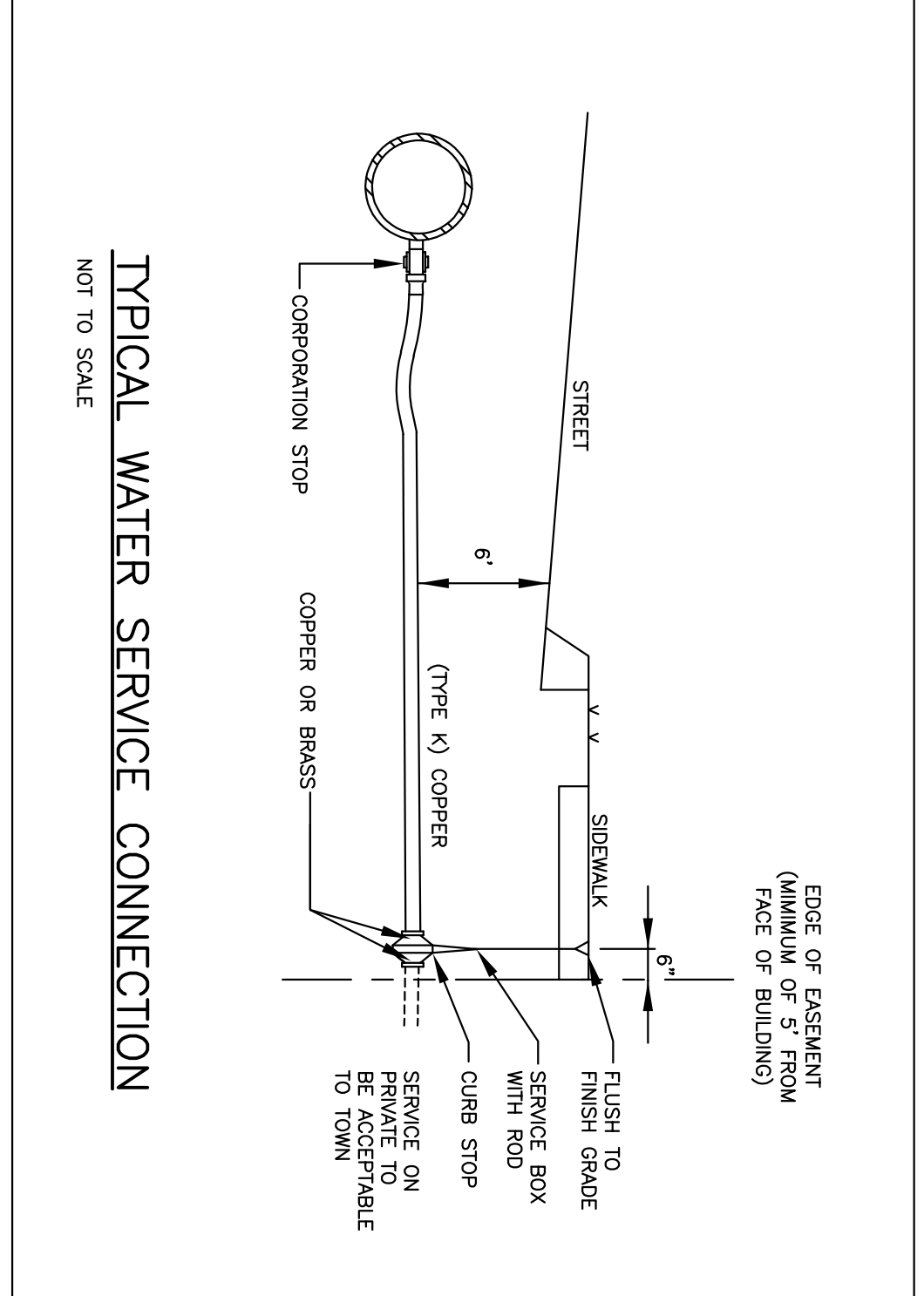
Quantity: 2 Bikes

Material: Cast Aluminum

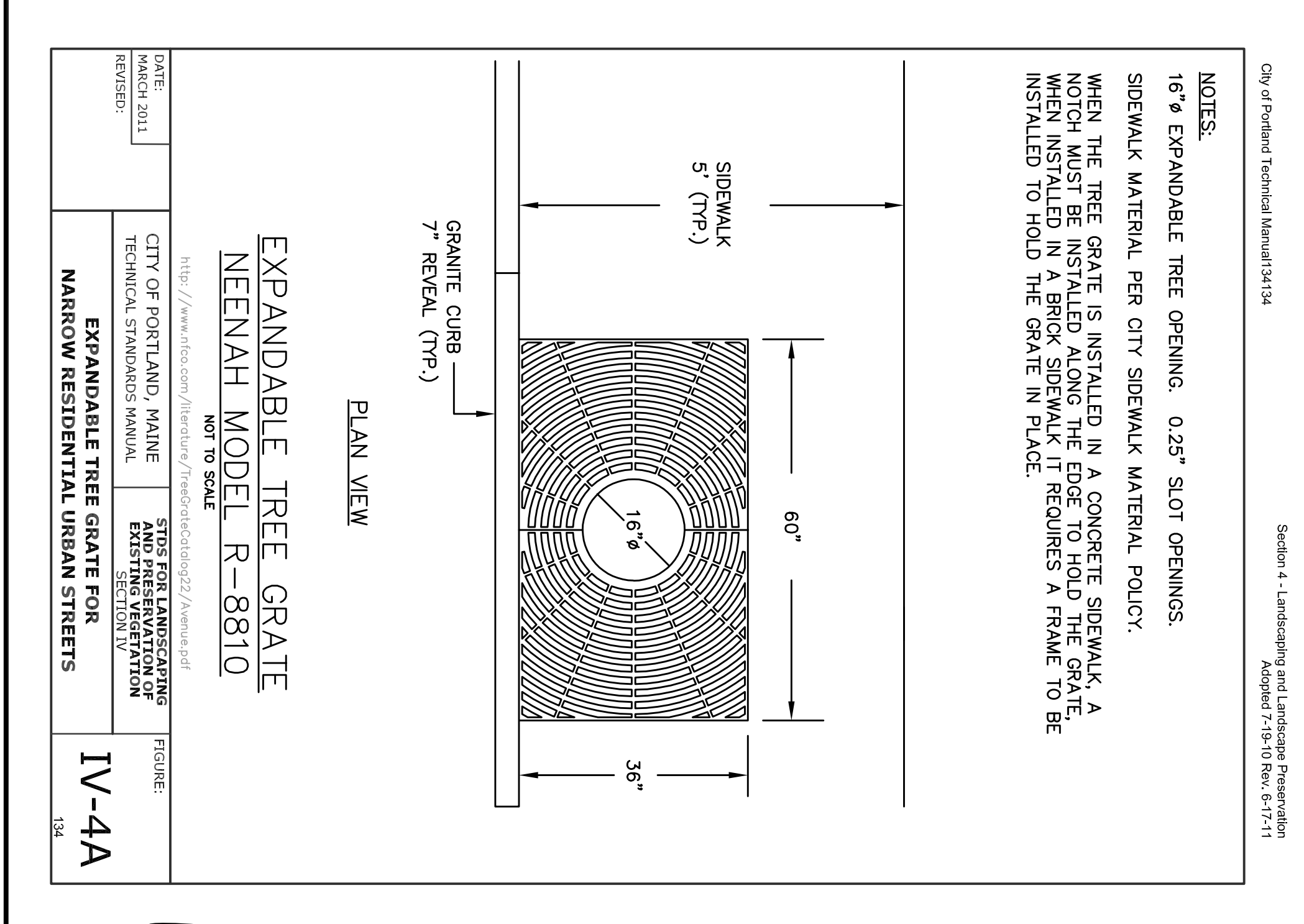
Condition: 2\"/>



SEWER / FOUNDATION DRAIN SERVICE CONNECTION
NOT TO SCALE



TYPICAL WATER SERVICE CONNECTION
NOT TO SCALE



EXPANDABLE TREE GRATE NEENAH MODEL R-8810
NOT TO SCALE

DESIGNED: Client
DRAWN: RGM
CHECKED: JHW
APPROVED: JHW
PLAN DATE: FEB. 23, 2016
CLIENT/RECORD OWNER: BANNER PROPERTIES, LLC
126 UNDERWOOD ROAD
FALMOUTH, ME 04105

PROJECT NO. 16055
DRAWING NO. 15215-1PP
FIELDBOOK:
SCALE:
DATE ISSUED: 3-15-16

PROJECT NAME: SEVEN-UNIT BUILDING 30 MERRILL STREET
PORTLAND
SHEET NAME: DETAILS

NO. DATE DESCRIPTION DRAWN APPD.
1 9/23 REVISED PER CITY REVIEW COMMENTS JHW JHW
2 10/3 REVISED PER CITY REVIEW COMMENTS JHW JHW

REVISIONS

PLANNING AND DESIGN DIVISION
CITY OF PORTLAND, MAINE
DATE: MARCH 2011
REVISIONS:
FIGURE: IV-4A

STOPS FOR LANDSCAPING AND PRESERVATION OF TREES AND PLANTS
TECHNICAL STANDARDS MANUAL
SECTION 4
FIGURE: IV-4A

TRANSPORTATION SYSTEMS AND STREET DESIGN
TECHNICAL STANDARDS MANUAL
SECTION 1
FIGURE: I-33a

CITY OF PORTLAND, MAINE
TECHNICAL STANDARDS MANUAL
SECTION 1
FIGURE: I-33a

BICYCLE RACK SPECIFICATION - BIKE HITCH
FIGURE: I-33a

DATE: AUGUST 2009
REVISIONS:
FIGURE: I-33a

TRANSPORTATION SYSTEMS AND STREET DESIGN
TECHNICAL STANDARDS MANUAL
SECTION 1
FIGURE: I-33a

CITY OF PORTLAND, MAINE
TECHNICAL STANDARDS MANUAL
SECTION 1
FIGURE: I-33a

BICYCLE RACK SPECIFICATION - BIKE HITCH
FIGURE: I-33a

DATE: AUGUST 2009
REVISIONS:
FIGURE: I-33a

TRANSPORTATION SYSTEMS AND STREET DESIGN
TECHNICAL STANDARDS MANUAL
SECTION 1
FIGURE: I-33a

CITY OF PORTLAND, MAINE
TECHNICAL STANDARDS MANUAL
SECTION 1
FIGURE: I-33a

BICYCLE RACK SPECIFICATION - BIKE HITCH
FIGURE: I-33a

DATE: AUGUST 2009
REVISIONS:
FIGURE: I-33a

TRANSPORTATION SYSTEMS AND STREET DESIGN
TECHNICAL STANDARDS MANUAL
SECTION 1
FIGURE: I-33a

CITY OF PORTLAND, MAINE
TECHNICAL STANDARDS MANUAL
SECTION 1
FIGURE: I-33a

BICYCLE RACK SPECIFICATION - BIKE HITCH
FIGURE: I-33a

DATE: AUGUST 2009
REVISIONS:
FIGURE: I-33a

TRANSPORTATION SYSTEMS AND STREET DESIGN
TECHNICAL STANDARDS MANUAL
SECTION 1
FIGURE: I-33a

CITY OF PORTLAND, MAINE
TECHNICAL STANDARDS MANUAL
SECTION 1
FIGURE: I-33a

BICYCLE RACK SPECIFICATION - BIKE HITCH
FIGURE: I-33a

PLANNING AND DESIGN DIVISION
CITY OF PORTLAND, MAINE
DATE: MARCH 2011
REVISIONS:
FIGURE: IV-4A

STOPS FOR LANDSCAPING AND PRESERVATION OF TREES AND PLANTS
TECHNICAL STANDARDS MANUAL
SECTION 4
FIGURE: IV-4A

TRANSPORTATION SYSTEMS AND STREET DESIGN
TECHNICAL STANDARDS MANUAL
SECTION 1
FIGURE: I-33a

CITY OF PORTLAND, MAINE
TECHNICAL STANDARDS MANUAL
SECTION 1
FIGURE: I-33a

BICYCLE RACK SPECIFICATION - BIKE HITCH
FIGURE: I-33a

DATE: AUGUST 2009
REVISIONS:
FIGURE: I-33a

TRANSPORTATION SYSTEMS AND STREET DESIGN
TECHNICAL STANDARDS MANUAL
SECTION 1
FIGURE: I-33a

CITY OF PORTLAND, MAINE
TECHNICAL STANDARDS MANUAL
SECTION 1
FIGURE: I-33a

BICYCLE RACK SPECIFICATION - BIKE HITCH
FIGURE: I-33a

Plymouth Engineering, Inc.
P.O. Box 46 30 Lower Detroit Road
Plymouth, Maine 04969
Tel: (207) 257-2071 Fax: (207) 257-2130
info@plymouthengineering.com
www.plymouthengineering.com

STATE OF MAINE
PLANNING AND DESIGN DIVISION
CITY OF PORTLAND, MAINE
DATE: MARCH 2011
REVISIONS:
FIGURE: IV-4A

STOPS FOR LANDSCAPING AND PRESERVATION OF TREES AND PLANTS
TECHNICAL STANDARDS MANUAL
SECTION 4
FIGURE: IV-4A

TRANSPORTATION SYSTEMS AND STREET DESIGN
TECHNICAL STANDARDS MANUAL
SECTION 1
FIGURE: I-33a

CITY OF PORTLAND, MAINE
TECHNICAL STANDARDS MANUAL
SECTION 1
FIGURE: I-33a

BICYCLE RACK SPECIFICATION - BIKE HITCH
FIGURE: I-33a

DATE: AUGUST 2009
REVISIONS:
FIGURE: I-33a

TRANSPORTATION SYSTEMS AND STREET DESIGN
TECHNICAL STANDARDS MANUAL
SECTION 1
FIGURE: I-33a

CITY OF PORTLAND, MAINE
TECHNICAL STANDARDS MANUAL
SECTION 1
FIGURE: I-33a

BICYCLE RACK SPECIFICATION - BIKE HITCH
FIGURE: I-33a