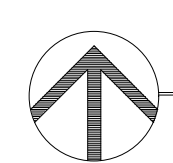
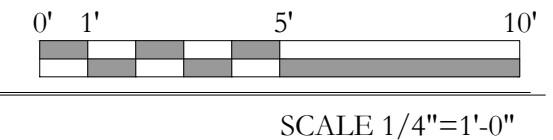


FRAMING PLAN SYMBOLS KEY	
□	WOOD POST
○	STEEL COLUMN
⊗	NUMBER OF WOOD STUDS IN POST BELOW
A	COLUMN ABOVE THIS LEVEL
C	COLUMN CONTINUOUS THROUGH THIS LEVEL
—	JOIST BEARING
—	CONTINUOUS JOIST WITH INTERMEDIATE BEARING
—	FLUSH FRAMED JOIST BEARING WITH HANGER
—	WOOD STUD BEARING WALL BELOW
—	OVER FRAMING BY OTHERS -TYP
—	NUMBER OF TRIM STUDS UNDER HEADER
—	NUMBER OF KING STUDS ADJACENT TO HEADER




ROOF FRAMING PLAN



- NOTES:
- SEE SHEET S1.0 FOR GENERAL STRUCTURAL NOTES
 - ALL WOOD COLUMNS IN 2x6 WALLS SHALL BE 3-2x6 AND IN 2x4 WALLS SHALL BE 3-2x4 UNLESS NOTED OTHERWISE ON PLANS
 - ALL BEAMS ARE DROPPED, UNO
 - ALL HEADERS IN 2x6 BEARING WALLS ARE (2) 2x6 NO.1 GRADE SPF MIN, UNO
 - ALL HEADERS IN 2x4 BEARING WALLS ARE (2) 2x6 NO.1 GRADE SPF MIN, UNO
 - ALL ROOF SHEATHING TO BE 5/8", SEE GENERAL NOTES FOR ADDITIONAL INFORMATION -TYP

REVISION:
GENERAL FULL PAGE REVISION
OF BEARING WALL LOCATIONS



PROJECT NO. **16-0080**
PROJECT NAME **Merrill Street - 7 unit**
Portland, ME

REVISIONS	DATE
1	11/11/16
2	12/15/16
3	12/20/16
4	03/09/17
5	04/05/17

PERMIT SET

DRAWN BY **MKL**
SHEET TITLE **ROOF FRAMING PLAN**

ISSUE DATE **8/23/16**
SHEET SCALE **AS NOTED**

