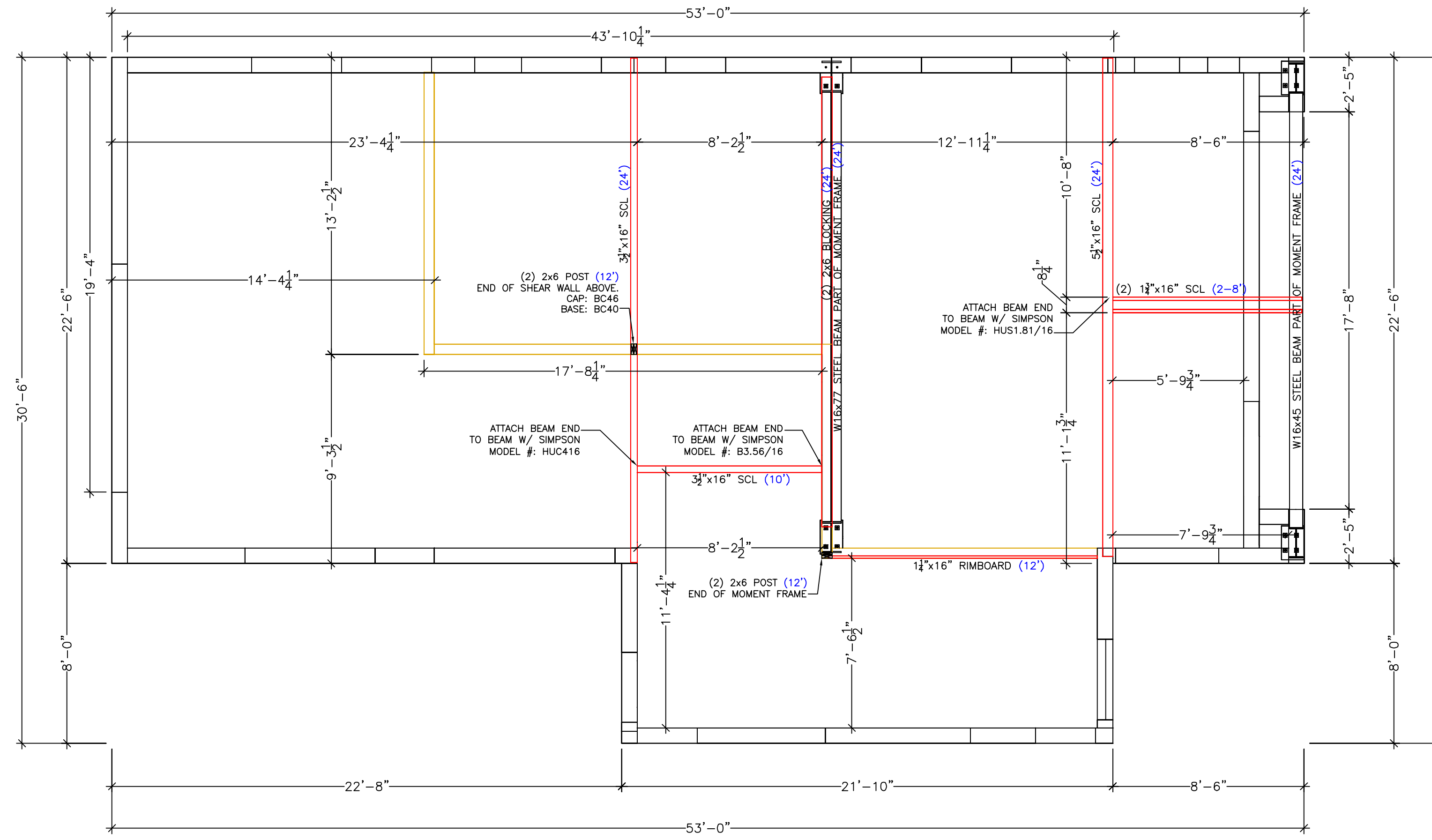
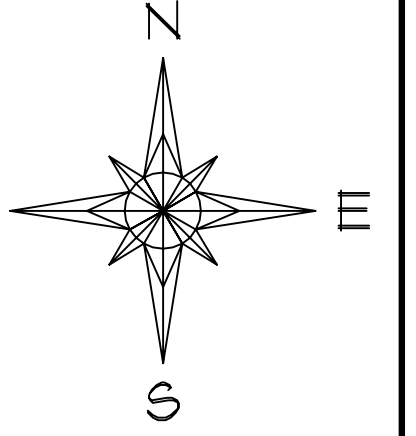


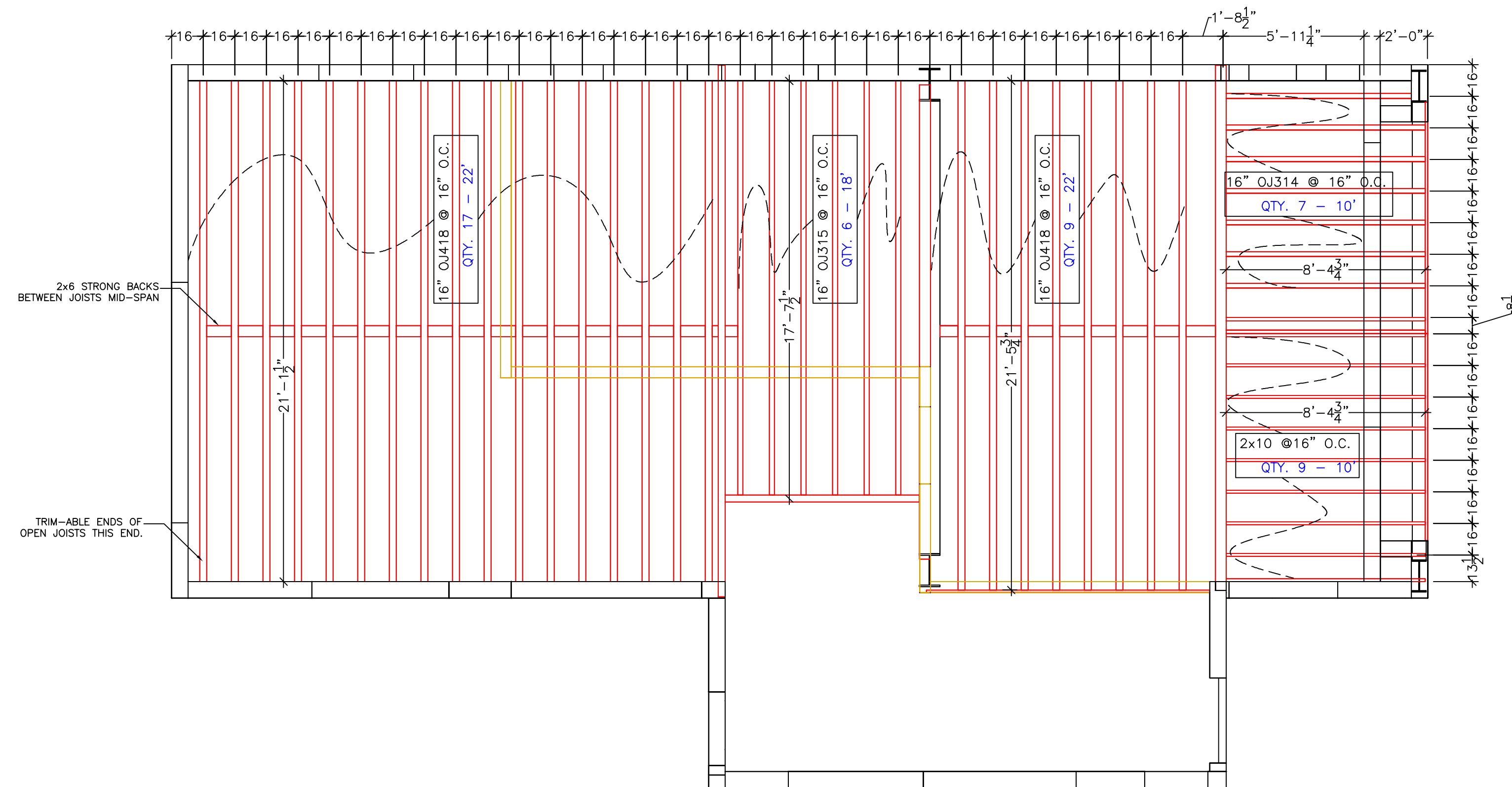
Foard
PANEL
 Incorporated
 P.O. Box 185, West Chestfield, NH 03466
 (603) 256-8800

© 2017
 THIS DRAWING IS THE SOLE & EXCLUSIVE
 PROPERTY OF FOARD PANEL, INC. &
 MAY NOT BE REPRODUCED OR PUBLISHED
 IN ANY MANNER WHATSOEVER WITHOUT THE
 EXPRESSED WRITTEN CONSENT OF
 FOARD PANEL, INC.



2nd LEVEL BEAM LAYOUT
 SCALE: 1/4" = 1'-0"

1



2nd LEVEL JOIST LAYOUT
 SCALE: 1/4" = 1'-0"

2

HANGER SCHEDULE

JOIST TYPE	JOIST ATTACHED TO BEAM	JOIST ATTACHED TO SIP	JOIST ATTACHED TO STEEL
16" OJ314&OJ315	13-RS2.56/16	5-RS2.56/16	NONE
16" OJ418	NONE	42-RS3.56/16	NONE
2x10 JOIST	LUS26	NONE	NONE

TITLE: CLEMENTS-KING
 LOCATION: 48 MERRILL ST. PORTLAND ME

DRAWING TITLE: PANEL LAYOUT DRAWINGS

DRAWN BY: AEM
 JOB CONTACT: KEVIN @ FOARD PANEL
 CHECKED BY: AEM
 DATE: JANUARY 17th, 2018

DRAWING NO.

S-5

SHEET NO.

5 OF 25