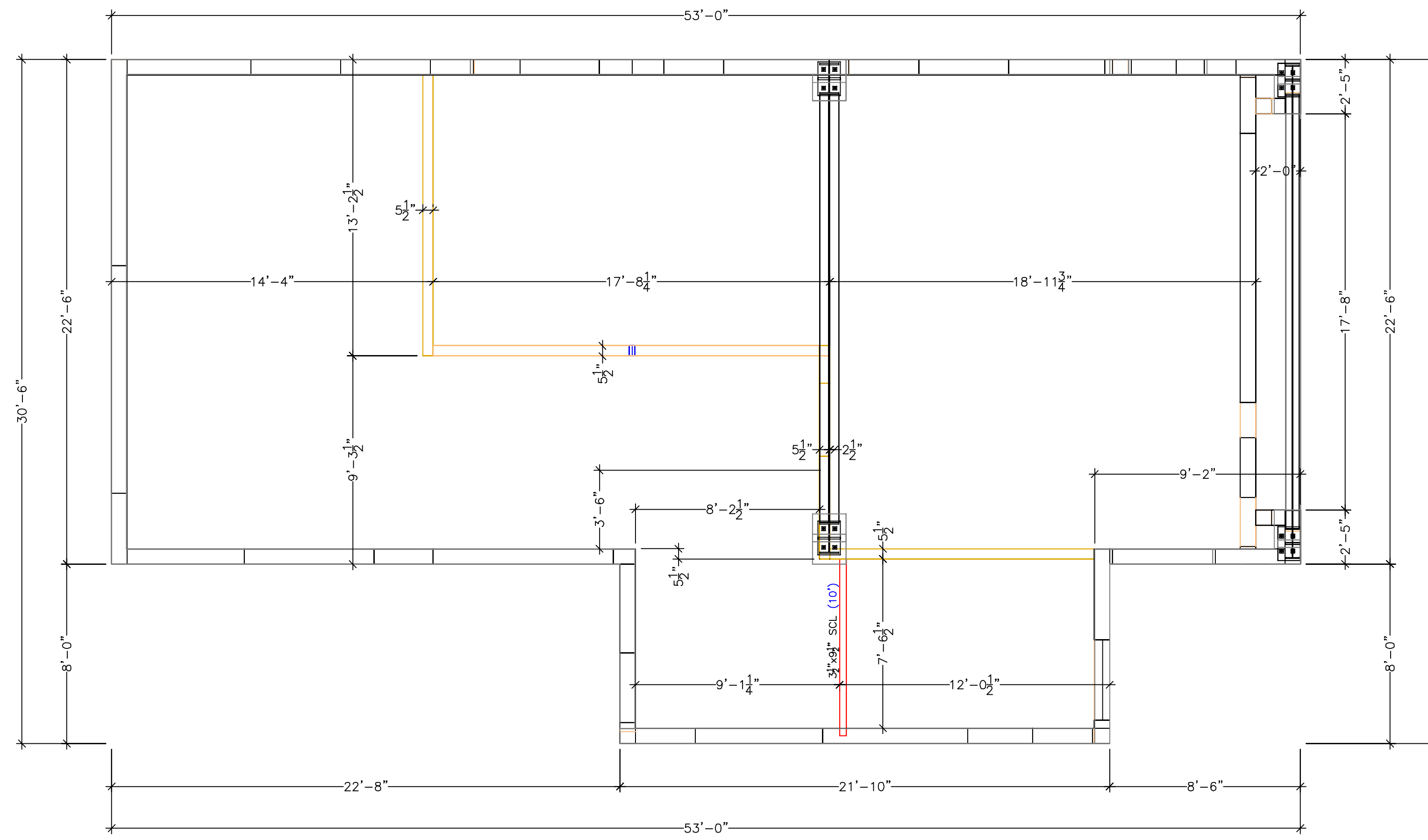
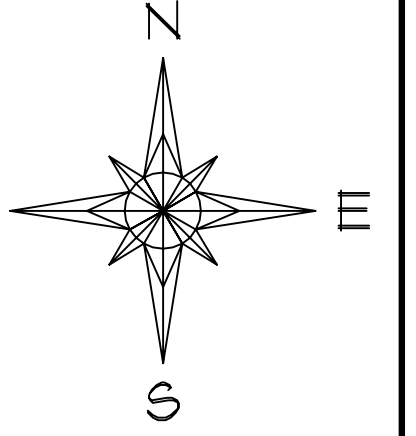
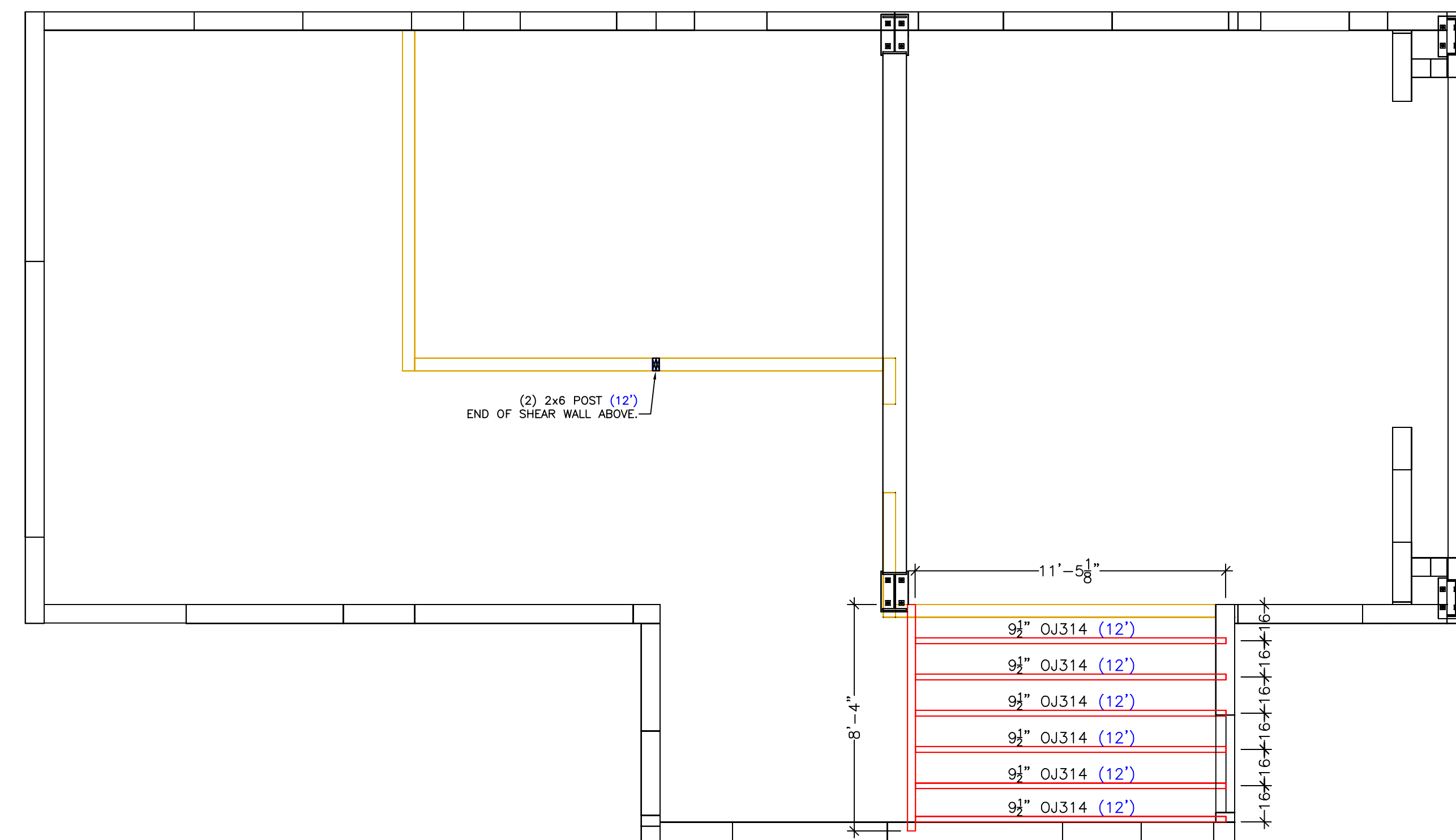


Foard
P A N E L
 Incorporated
 P.O. Box 185, West Chestfield, NH 03466
 (603) 256-8800

© 2017
 THIS DRAWING IS THE SOLE & EXCLUSIVE
 PROPERTY OF FOARD PANEL, INC. &
 MAY NOT BE REPRODUCED OR PUBLISHED
 IN ANY MANNER WHATSOEVER WITHOUT THE
 EXPRESSED WRITTEN CONSENT OF
 FOARD PANEL, INC.



1st/ENTRY LEVEL BEAM LAYOUT
 SCALE: 1/4" = 1'-0" (1)



1st/ENTRY LEVEL JOIST LAYOUT
 SCALE: 1/4" = 1'-0" (2)

HANGER SCHEDULE

JOIST TYPE	JOIST ATTACHED TO BEAM	JOIST ATTACHED TO SIP	JOIST ATTACHED TO STEEL
9 1/2" OJ314	6-IUS2.56/9.5	NONE	NONE

TITLE: CLEMENTS-KING
 LOCATION: 48 MERRILL ST. PORTLAND ME

DRAWING TITLE: PANEL LAYOUT DRAWINGS

DRAWN BY: AEM
 JOB CONTACT: KEVIN @ FOARD PANEL
 CHECKED BY: AEM
 DATE: JANUARY 17th, 2018

DRAWING NO.

S-4

SHEET NO.

4 of 25