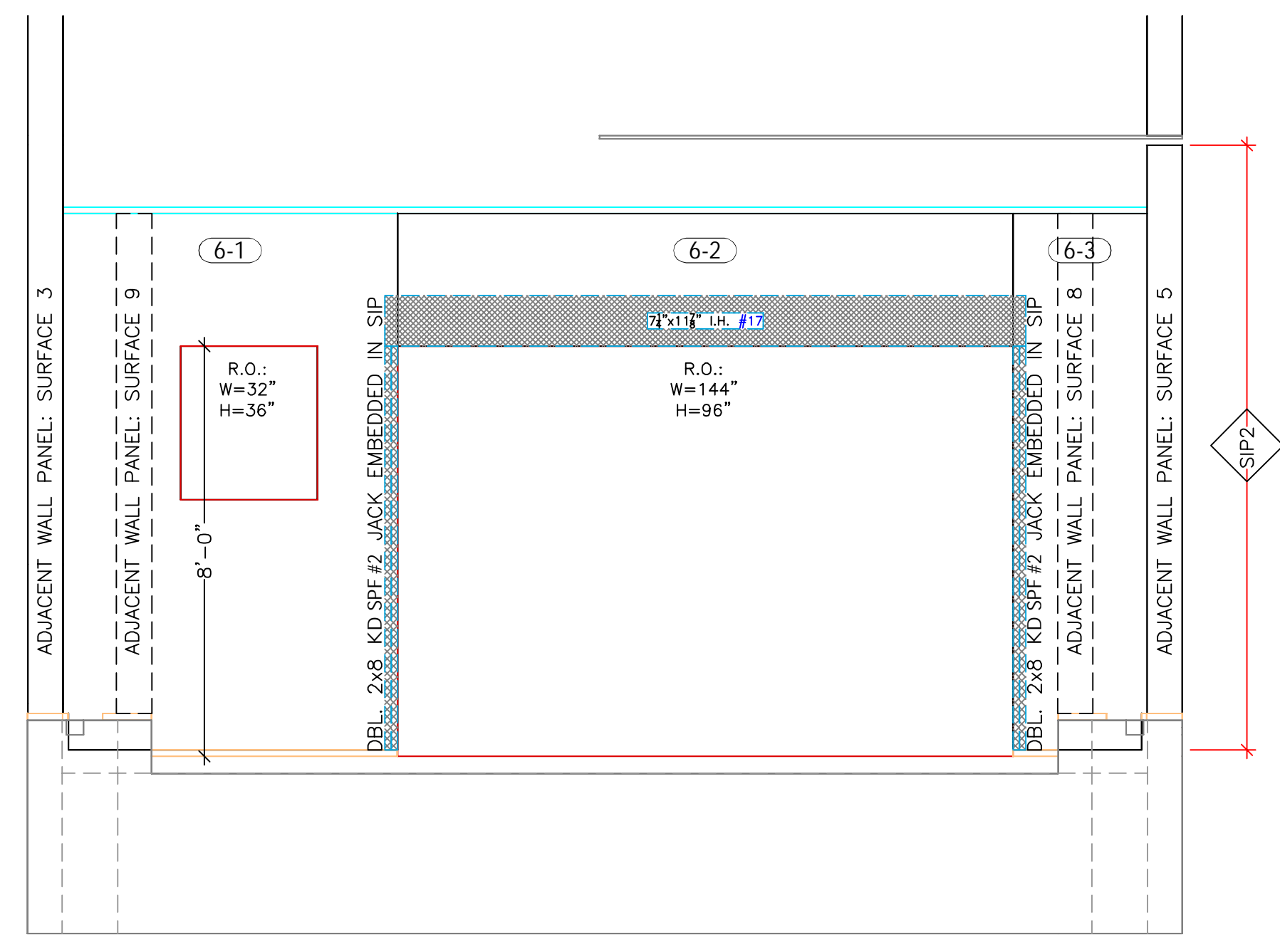


WALL PANEL LAYOUT: SURFACE 8
SCALE: 3/8" = 1'-0"
[PANEL_SPEC: 84" EPS SIP]

8

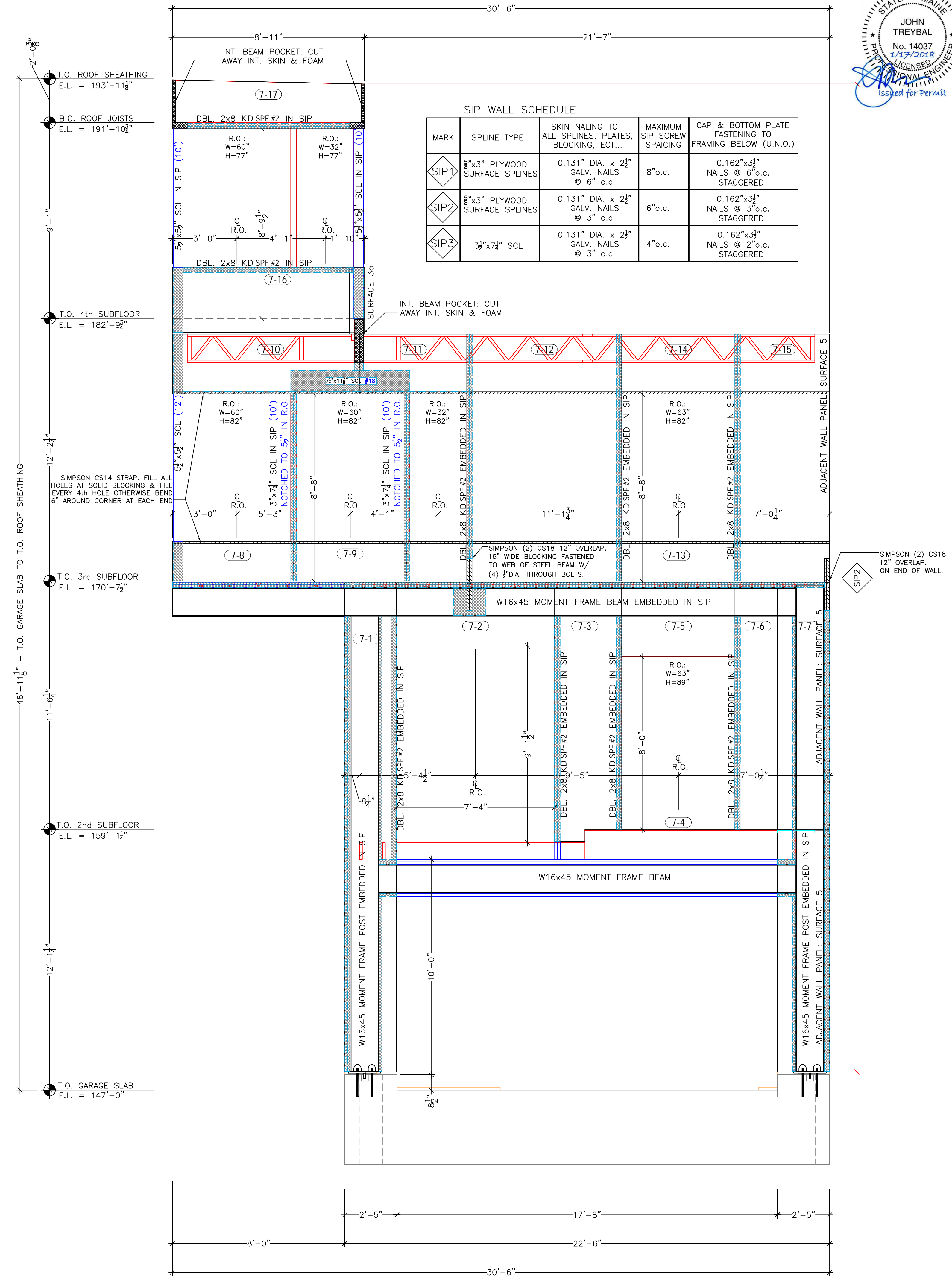
WALL PANEL LAYOUT: SURFACE 9
SCALE: 3/8" = 1'-0"
[PANEL_SPEC: 84" EPS SIP]

9



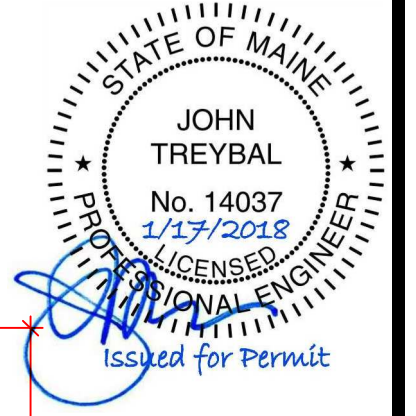
WALL PANEL LAYOUT: SURFACE 6
SCALE: 3/8" = 1'-0"
[PANEL_SPEC: 84" EPS SIP]

6



WALL PANEL LAYOUT: SURFACE 7
SCALE: 3/8" = 1'-0"
[PANEL_SPEC: 84" EPS SIP]

7



Foard
PANEL CORPORATION
P.O. Box 185, West Chestfield, NH 03866
(603) 256-8800

© 2017
THIS DRAWING IS THE SOLE & EXCLUSIVE PROPERTY OF FOARD PANEL INC. & MAY NOT BE REPRODUCED OR APPLIED IN ANY MANNER WHATSOEVER WITHOUT THE EXPRESSED WRITTEN CONSENT OF FOARD PANEL INC.

sts
STRUCTURAL ENGINEERS
SELLERS TREYBAL STRUCTURAL ENGINEERS PC
45 Huntington Rd, Suite 201
Richmond, VT 05477
802.497.1174 | www.STS-Engineers.com

TITLE: CLEMENTS-KING
LOCATION: 48 MERRILL ST. PORTLAND ME
DRAWING TITLE: PANEL LAYOUT DRAWINGS
DRAWN BY: AEM
JOB CONTACT: KEVIN @ FOARD PANEL
CHECKED BY: []
DATE: JANUARY 17th, 2018

DRAWING NO. S-14
SHEET NO. 14 OF 25