


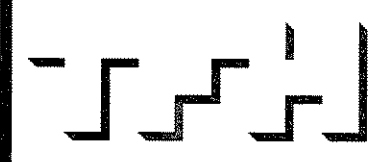
- NOTES**
1. REFER TO 1/4" SCALE UNIT PLANS
 2. FOR ALL INDIVIDUAL UNIT LAYOUT, DIMENSIONS, WALLTYPES, AND NOTES.
 3. REFER TO INTERIOR DRAWINGS FOR ALL INTERIOR FINISHES, TRIM & MATERIALS.
 4. PROVIDE BLOCKING FOR FUTURE INSTALLATION OF GRAB BARS AT TOILETS, TUBS, AND SHOWERS IN ALL BATHROOMS.
 5. ALL EXTERIOR WALLS TO BE FIRE RATED, SEE WALL TYPES G 1.1 FOR RATINGS.
 6. DIMENSIONS ARE GENERALLY TO FRAMING, UON.
 7. NOT ALL ACOUSTIC CHANNELS, DOUBLE SHEETROCK LININGS, OR OSB WALL BRACING LININGS ARE SHOWN HERE. REFER TO WALL TYPES SHEET G 1.1 & STRUCTURAL DRAWINGS.
 8. REFER TO CABINET SCHEDULE K-1 FOR KITCHEN INFORMATION

1 FOURTH FLOOR PLAN
A1.3 1/8" = 1'-0"



© 2007 TFH ARCHITECTS

SHERIDAN HEIGHTS
PROPOSED CONDOMINIUMS AT
135 SHERIDAN STREET, PORTLAND MAINE
FOR SHERIDAN STREET LLC



TFH ARCHITECTS
100 COMMERCIAL STREET
PORTLAND MAINE 04101
TELEPHONE 207 775 6141
ARCHITECTURE PLANNING

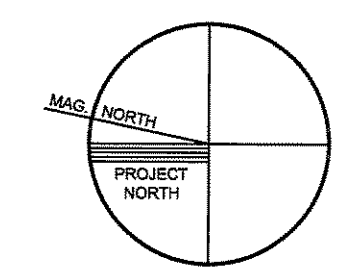
CONSULTANTS:
REFER TO TITLE SHEET FOR CONSULTANT INFORMATION

OWNERS' REPRESENTATIVE
shinberg
600 SHERIDAN STREET
477 CONGRESS STREET, 5TH FLOOR
PORTLAND, ME 04101
TEL: 207 523 3410

REVISIONS:

DATE: 06/25/07
PROJECT No. 507
DRAWN BY: RTL,RJS
CHECKED BY: TST
SCALE: AS NOTED

SHEET TITLE:
FOURTH FLOOR PLAN



A1.3