


# SHERIDAN HEIGHTS

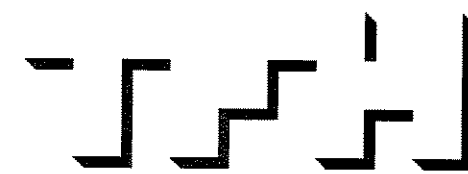
## PROPOSED CONDOMINIUMS AT 135 SHERIDAN STREET, PORTLAND, MAINE FOR SHERIDAN STREET LLC.

### PROJECT TEAM

**OWNER'S REPRESENTATIVE:**  
477 CONGRESS SREET, 5TH FLOOR,  
PORTLAND, ME 04101  
TEL: 207 523 3410



**ARCHITECT:**  
TH Architects  
100 Commercial Street, Portland, ME 04101  
T (207) 775-6141 F (207) 773-0194



**STRUCTURAL ENGINEER:**  
Price Structural Engineers  
75 Farms Edge Road, North Yarmouth, ME 04097  
T (207) 846-0099 F (207) 846-1633

**MECHANICAL AND ELECTRICAL ENGINEER:**  
Bennett Engineering  
7 Bennett Road, Freeport, ME 04032  
T (207) 865-9475 F (207) 865-1800

**CIVIL ENGINEER:**  
SGC Engineering  
501 County Road, Westbrook, ME 04092  
T (207) 347-8100 F (207) 347-8108

**LANDSCAPE ARCHITECT:**  
MRLD, LLC  
87 Main Street, Yarmouth,  
ME 04096  
T (207) 846-4966 F (207) 846-4596

**INTERIOR DESIGNER:**  
GAWRON TURGEON ARCHITECTS  
29 Black Point Rd, Scarborough,  
ME 04074  
T (207) 883-6307 F (207) 883-0361

### CODE SUMMARY

**BUILDING DESIGN CODES:**  
INTERNATIONAL BUILDING CODE 2003  
AMERICANS WITH DISABILITIES ACT (ADA)  
NFPA 101 LIFE SAFETY CODE / 2003

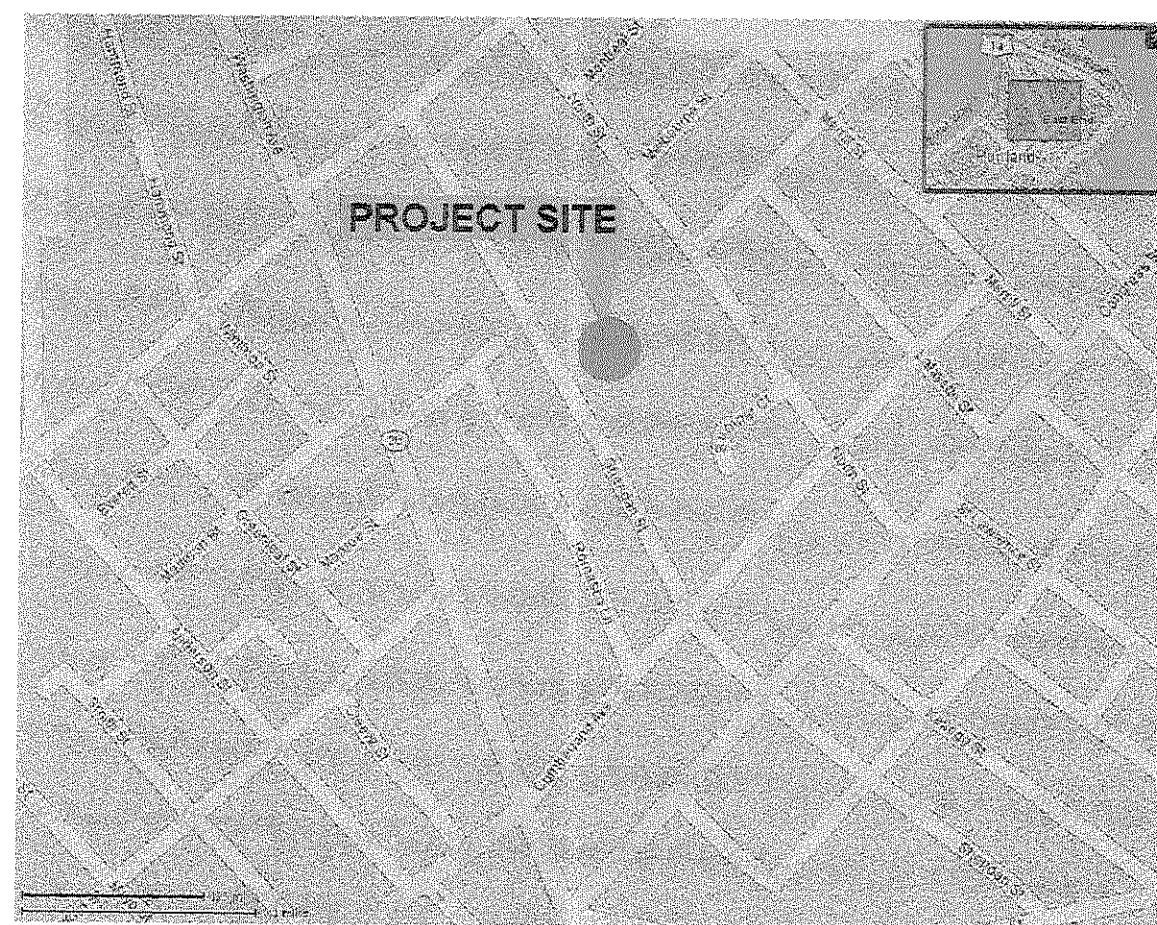
**OCCUPANCY CLASSIFICATION:**  
RESIDENTIAL R-2 (LEVELS 1-4)  
STORAGE S2 (PARTIAL FIRST FLOOR)

**CONSTRUCTION TYPE:**  
5A, 1B AT GARAGE

**FIRE SUPPRESSION:**  
FULLY SPRINKLED WITH SUPERVISED SYSTEM  
GARAGE: TYPE 13 RESIDENTIAL: TYPE 13R

BUILDING AREA:		NUMBER OF STORIES:
FOURTH FLOOR	9,160 sf	4
THIRD FLOOR	9,350 sf	BUILDING HEIGHT: 40'-10"
SECOND FLOOR	10,150 sf	
FIRST FLOOR	9,110 sf	TRAVEL DISTANCE: 250' MAXIMUM
TOTAL GROSS AREA	38,570 sf	

### SITE LOCATION:



## CONSTRUCTION DOCUMENTS

JUNE 25, 2007

### DRAWING INDEX:

#### GENERAL:

- G1.0 TITLE SHEET, LOCUS, ENTITIES
- G1.1 ABBREVIATIONS, GENERAL NOTES, LEGEND AND WALL TYPES
- G1.2 GROUND AND FIRST FLOOR LIFE SAFETY PLANS
- G1.3 SECOND AND THIRD FLOOR LIFE SAFETY PLANS

#### ARCHITECTURAL:

- A1.0 FIRST FLOOR PLAN
- A1.1 SECOND FLOOR PLAN
- A1.2 THIRD FLOOR PLAN
- A1.3 FOURTH FLOOR PLAN
- A1.4 ROOF PLAN AND DETAILS
- A1.10 FIRST FLOOR ENLARGED UNIT PLANS
- A1.11 SECOND FLOOR ENLARGED UNIT PLANS
- A1.12 SECOND FLOOR ENLARGED UNIT PLANS
- A1.13 THIRD FLOOR ENLARGED UNIT PLANS
- A1.14 THIRD FLOOR ENLARGED UNIT PLANS
- A1.15 FOURTH FLOOR ENLARGED UNIT PLANS
- A1.16 FOURTH FLOOR ENLARGED UNIT PLANS

- A1.20 FIRST FLOOR RCP
- A1.21 SECOND FLOOR RCP
- A1.22 THIRD FLOOR RCP
- A1.23 FOURTH FLOOR RCP

- A2.0 EXTERIOR ELEVATION
- A2.1 EXTERIOR ELEVATION

- A3.0 BUILDING SECTIONS
- A3.1 BUILDING SECTIONS
- A3.2 BUILDING SECTIONS

- A5.0 DETAILS
- A5.1 DETAILS
- A5.2 DETAILS
- A5.3 DETAILS
- A5.4 DETAILS
- A5.5 DETAILS
- A5.6 DETAILS
- A5.7 DETAILS
- A5.8 DETAILS

- A6.0 STAIR PLAN, SECTION AND DETAILS
- A6.1 ELEVATOR PLAN, SECTION AND DETAILS

- A7.0 WINDOW SCHEDULE AND DETAILS
- A7.1 DOOR SCHEDULE
- A7.2 DOOR DETAILS

- A8.0 FIRST FLOOR LIGHTING PLAN
- A8.1 SECOND FLOOR LIGHTING PLAN
- A8.2 THIRD FLOOR LIGHTING PLAN
- A8.3 FOURTH FLOOR LIGHTING PLAN

- A9.0 FIRST FLOOR PLUMBING FIXTURE PLAN
- A9.1 SECOND FLOOR PLUMBING FIXTURE PLAN
- A9.2 THIRD FLOOR PLUMBING FIXTURE PLAN
- A9.3 FOURTH FLOOR PLUMBING FIXTURE PLAN

#### STRUCTURAL:

- S1.1 FOUNDATION PLAN & GENERAL NOTES
- S1.2 1ST AND 2ND FLOOR FRAMING PLANS
- S1.3 3RD THRU 7TH FLOOR FRAMING PLANS
- S1.4 8TH FLOOR & ROOF FRAMING PLANS
- S2.0 COLUMN SCHEDULE, BRACING ELEVATIONS & DETAILS
- S3.0 FOUNDATION SECTIONS AND DETAILS

- S3.1 FRAMING SECTIONS AND DETAILS
- S4.0 2ND. FLOOR FRAMING PLAN
- S4.1 3RD. FLOOR FRAMING PLAN
- S4.2 4TH. FLOOR FRAMING PLAN
- S4.3 ROOF FLOOR FRAMING PLAN
- S5.0 FRAMING SECTION & DETAILS
- S5.1 FRAMING SECTION & DETAILS
- S5.2 FRAMING SECTION & DETAILS
- S5.3 FRAMING SECTION & DETAILS

#### CIVIL:

- C1 EXISTING CONDITIONS
- C2 SITE PLAN
- C3 GRADING PLAN
- C4 UTILITY PLAN
- C5 DETAILS AND NOTES
- C6 DRAINAGE PROFILES
- C7 DRAINAGE PROFILES

#### LANDSCAPE:

- L1 LANDSCAPE PLAN
- L2 LIGHTING PLAN

#### MECHANICAL:

- E1.1 FIRST FLOOR ELECTRICAL PLAN
- M1.1 FIRST FLOOR MECHANICAL PLAN
- M1.2 SECOND FLOOR MECHANICAL PLAN
- M1.3 THIRD FLOOR MECHANICAL PLAN
- M1.4 FOURTH FLOOR MECHANICAL PLAN
- M1.5 ROOF MECHANICAL PLAN

#### INTERIOR FINISHES:

- F1.0 FIRST FLOOR FINISH FLOOR PLAN & ENLARGED PATTERN PLANS
- F1.1 / F1.2 SECOND & THIRD FLOOR FINISH FLOOR PATTERN PLANS
- F1.3 FOURTH FLOOR FINISH FLOOR PATTERN PLAN & TRANSITION DETAILS
- F1.20 FIRST FLOOR REFLECTED CEILING PLAN & SOFFIT DETAIL
- F1.21/F1.22 SECOND & THIRD FLOOR REFLECTED CEILING PLANS
- F1.23 FOURTH FLOOR REFLECTED CEILING PLAN
- F940 INTERIOR FINISH LEGEND
- F941 INTERIOR FINISH SCHEDULE
- F942 INTERIOR FINISH SCHEDULE
- F943 INTERIOR FINISH SCHEDULE
- F944 MOULDING PROFILES