


GRANT HAYS
ASSOCIATES
ARCHITECTURE & INTERIOR DESIGN
P.O. BOX 6179 FALMOUTH MAINE 04103
207.871.5900 www.granthays.com



REVISIONS

PROJECT NAME

RENOVATION TO
OXBOW
BLENDING & BOTTLING
TOILET ROOM
49 WASHINGTON AVENUE PORTLAND, MAINE 04101

SHEET

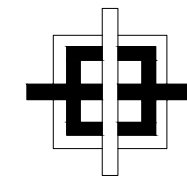
COVER
SHEET

DATE
28 JUNE 2017
SCALE
NO SCALE
DRAWN
MFH / mgk
JOB NO.
170608
SHEET

PERMIT
SET
A-0
COPYRIGHT
REPRODUCTION OR REV. OF THIS
DOCUMENT WITHOUT WRITTEN
PERMISSION FROM GRANT HAYS
ASSOCIATES IS PROHIBITED.

RENOVATIONS TO OXBOW BLENDING & BOTTLING TOILET ROOMS

49 WASHINGTON AVENUE



PORTLAND, MAINE 04101

ABBREVIATIONS

AFF ALUM or AL AWP	ABOVE FINISH FLOOR ALUMINUM ACOUSTICAL WALL PANEL	HC HD WD HDR HDWR HM HMZ HT	HANDICAP HARDWOOD HEADER HARDWARE HOLLOW METAL HORIZONTAL HEIGHT	S SAT	SOUTH SUSPENDED ACOUSTICAL TILE CEILING
BIT BM BOT BRG BRK	BITUMINOUS BENCH MARK BOTTOM BEARING BRICK	ID IF IN INSUL INT	INSIDE DIAMETER INSIDE FACE INCHES INSULATION INTERIOR	SC SD SCHED SECT SECT SGB	SHOWER CURTAIN SOAP DISPENSER SCHEDULE SECTION SUSPENDED GYPSUM BOARD CEILING
C CAB CB CC CH	CARPET CABINET CHALK BOARD CENTER TO CENTER CONCRETE FLOOR WITH HARDENER CONTROL JOINT CENTER LINE CEILING	JNT or JT KEC KFC	JOINT KITCHEN EQUIPMENT CONSULTANT KICK PLATE	SHT SIM SIND SPEC SQ SSS STD STL	SHEET SIMILAR SANITARY NAPKIN DISPOSAL SPECIFICATIONS SQUARE SYNTHETIC SPORTS SURFACE STANDARD STEEL
CJ CL CLG CMU CONC CONT CONST CONTR CT	CONCRETE MASONRY UNIT CONCRETE CONTINUOUS CONSTRUCTION CONTRACTOR CERAMIC TILE	L LAB LITE LOC LS	LAVATORY LABEL (FIRE) LITEL LOCATION LOCKSET	STRUC STV SV	STRUCTURAL STRAIGHT VINYL BASE SHEET VINYL
DBL DC DIA DIM DNA DR DTL DWG	DOUBLE DOOR CLOSER DIAMETER DIMENSION DOES NOT APPLY DOOR DETAIL DRAWING	M MAS MAX MB MECH MFCR MIN MISC MO MR MRGB	MARBLE MASONRY MAXIMUM MARKER BOARD MECHANICAL MANUFACTURER MINIMUM MISCELLANEOUS MASONRY OPENING MOISTURE RESISTANT GYPSUM BOARD	T TB TH THK TO TOB TOM TOW TYP	TEMPERED (GLASS) TACK BOARD THERMAL (INSULATED) THICKNESS TOP OF TOP OF BEAM TOP OF MASONRY TOP OF WALL TOILET PAPER DISPENSER TYPICAL
E EFA EFC EJ ELEV EMHO	EAST EACH EACH FACE EXPANSION JOINT ELEVATION ELECTRICAL ELEVATOR ELECTROMAGNETIC HOLD OPEN	MTL NA NIC NO NOM NTS	METAL NORTH NOT APPLICABLE NOT IN CONTRACT NUMBER NOMINAL NOT TO SCALE	VB VCT VERT VWC	VAPOR BARRIER VINYL COMPOSITION TILE VERTICAL VINYL WALL COVERING
EQ EW EWC EXIST OF (E) EXP EXT	EQUAL EACH WAY ELECTRIC WATER COOLER EXISTING EXPANSION EXTERIOR	OA OC OD OP OPNG OPP	OVERALL ON CENTER OUTSIDE DIAMETER OUTSIDE FACE OF OPENING OPPOSITE	W WM WC WD WF WG WP	WEST WITH WATER CLOSET WOOD WATER FOUNTAIN WIRE GLASS WOOD PANELING
FCS FD FE FFE FIN FIN FL or FF FIN GR FR FRM FT FV FWC	FLOOR COATING SYSTEM FLOOR DRAIN FOUNDATION FIRE EXTINGUISHER FINISH FLOOR ELEVATION FINISH FINISH FLOOR FINISH GRADE FINISH FLOOR FIRE RATING FRAMING FEET (FOOD) FIELD VERIFY FABRIC WALL COVERING	P PTD PB PL PLY WD PNL PS PT PT & D PTN	PAINT PAINTED PANIC BAR PLATE PLYWOOD PANEL PASSAGE LATCH SET PRESSURE TREATED PAPER TOWEL & WASTE DISPENSER PARTITION	RD REF REF REIN REIN REQD RM RO	ROOF DRAIN REFER REFRIGERATOR REINFORCED REQUIRED ROOM ROUGH OPENING
G GA GALV GB GC GWB	GRANITE GAUGE GALVANIZED GRAB BARS GENERAL CONTRACTOR GYPSUM WALL BOARD				

GENERAL NOTES

- ALL WORK SHALL CONFORM TO LOCAL AND STATE LAWS, ORDINANCES AND PREVAILING EDITIONS OF ADOPTED BUILDING CODES. IT IS THE CONTRACTOR'S RESPONSIBILITY TO SECURE ALL PERMITS FOR WORK.
- THE CONTRACTOR SHALL VERIFY ALL CONDITIONS AND DIMENSIONS PRIOR TO COMMENCING THE WORK AND REPORT ANY DISCREPANCIES TO THE ARCHITECT. CONTRACTOR SHALL PROCEED WITH THE WORK ONLY AFTER SUCH DISCREPANCIES HAVE BEEN RESOLVED BY THE ARCHITECT. CONTRACTOR SHALL ALLOW A 48 HOUR TIME FRAME FOR RESOLVING DISCREPANCIES ONCE THE ARCHITECT HAS ACKNOWLEDGED THE CONDITION.
- THE CONTRACTOR SHALL REVIEW AND VERIFY ALL EXISTING CONDITIONS PRIOR TO STARTING THE WORK IN ANY GIVEN AREA.
- WORK WITH GIVEN DIMENSIONS AND LARGE SCALE DETAILS. DO NOT SCALE THE DRAWINGS AS THE REPRODUCTIVE PROCESS TENDS TO DISTORT THE ACCURACY OF THE GRAPHIC SCALE INDICATED.
- ALL CONSTRUCTION ACTIVITIES SHALL BE PERFORMED IN A NEAT, SAFE, AND CLEAN MANNER. ALL CONSTRUCTION WASTE SHALL BE REMOVED FROM THE BUILDING. SITE BURNING IS NOT ALLOWED. LEAVE WORK AREA IN A CLEAN, SAFE CONDITION AT THE END OF EACH WORK DAY.
- ALL CONSTRUCTION DEBRIS SHALL BE DISPOSED OF AT AN APPROVED OFF-SITE FACILITY IN COMPLIANCE WITH ALL REGULATIONS.
- ALL WOOD IN CONTACT WITH MASONRY OR CONCRETE SHALL BE PRESSURE TREATED.
- ALL CEILINGS SHALL BE LEVEL TO A TOLERANCE OF 1/8" IN A 20'-0" RADIUS WHEN CHECKED WITH A 10'-0" STRAIGHT EDGE.
- INSTALL SOLID BLOCKING AT WALL FRAMING BEHIND ALL SURFACE MOUNTED FIXTURES, TRIM AND HANDRAILS.
- ALL GRAB BARS AND HANDRAILS SHALL BE ABLE TO SUPPORT A DEAD WEIGHT OF 250 LBS. AT ANY POINT.
- THE LOCATION OF ANY DOOR JAMBS NOT DIMENSIONED SHALL BE 6" FROM ADJACENT PERPENDICULAR WALL.
- ALL NEW SHEETROCK IN WET AREAS (PLUMBING FIXTURES) SHALL BE MOISTURE-RESISTANT TYPE, UNLESS OTHERWISE NOTED.
- ALL NEW INTERIOR WALLS SHALL HAVE FULL-THICK ACOUSTICAL BATT INSULATION.
- THESE ARCHITECTURAL DRAWINGS WERE PREPARED FOR THE OWNER & CONSTRUCTION MANAGER AS PART OF AN ABBREVIATED SERVICES AGREEMENT, AND AS SUCH, DO NOT DELINEATE ALL ASPECTS OF THE WORK.
- THE CONSTRUCTION MANAGER SHALL BE RESPONSIBLE FOR THE COORDINATION OF ALL ASPECTS OF THE WORK, INCLUDING BUT NOT LIMITED TO MECHANICAL AND ELECTRICAL DESIGN-BUILD ENGINEERING, BUILDING TRADES & DISCIPLINES.
- REFER TO THE ACCESSIBILITY DETAIL SHEET FOR AMERICANS WITH DISABILITIES ACT (ADA) AND MAINE HUMAN RIGHTS ACT (MHRA) CONSTRUCTION CRITERIA.
- DOORWAYS SHALL HAVE A MINIMUM CLEAR WIDTH OF 32" WITH THE DOOR OPEN 90 DEGREES, MEASURED BETWEEN THE FACE OF THE DOOR AND THE OPPOSITE STOP.
- ALL DOORS SHALL HAVE LEVER HANDLE HARDWARE, EXCEPT AT SECURED STORAGE ROOMS, MECHANICAL ROOMS, AND ELEVATOR MACHINE ROOMS.

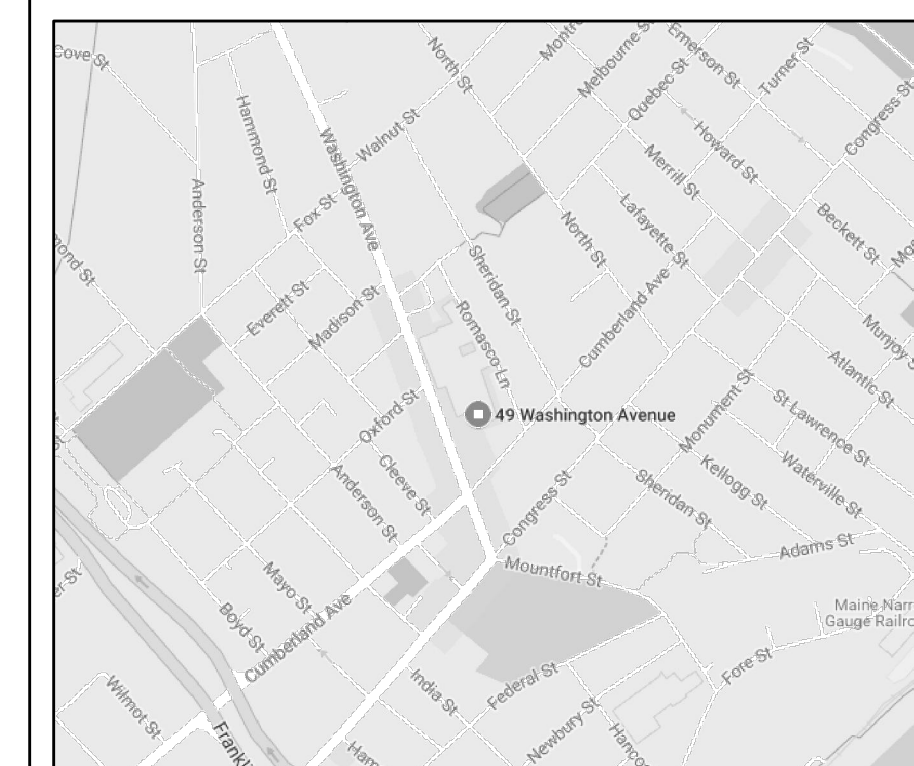
MATERIALS

	CONCRETE
	CONCRETE MASONRY UNIT
	BRICK
	GRAVEL
	SOIL
	STUD PARTITION (EXISTING)
	STEEL
	WOOD FRAMING
	WOOD BLOCKING
	PLYWOOD
	GYPSUM BOARD
	SUSPENDED ACOUSTICAL TILE
	BATT INSULATION
	RIGID INSULATION
	FINISH WOOD
	ONE HOUR RATED PARTITION
	TWO HOUR RATED PARTITION
	EXISTING PARTITION (SCREENED)
	NEW PARTITION

SYMBOLS

	ROOM NUMBER
	DOOR NUMBER
	WINDOW NUMBER
	BUILDING SECTION
	WALL SECTION
	DETAIL SECTION
	CASEWORK ELEVATION
	INTERIOR ELEVATION
	VERTICAL ELEVATION
	PARTITION TYPE
	STRUCTURAL CENTERLINE

MAP



CBL
0131043

PERMIT
SET