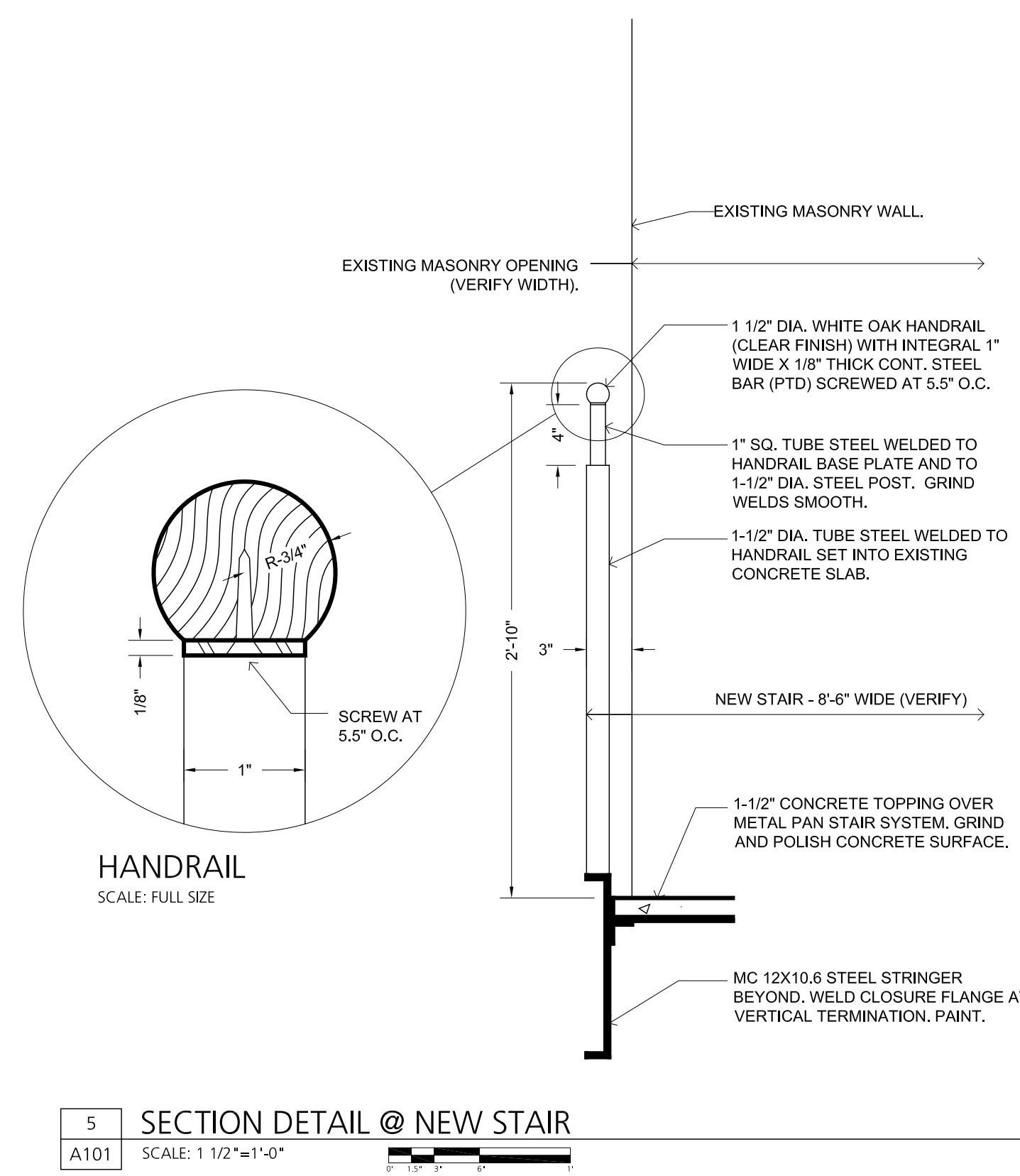
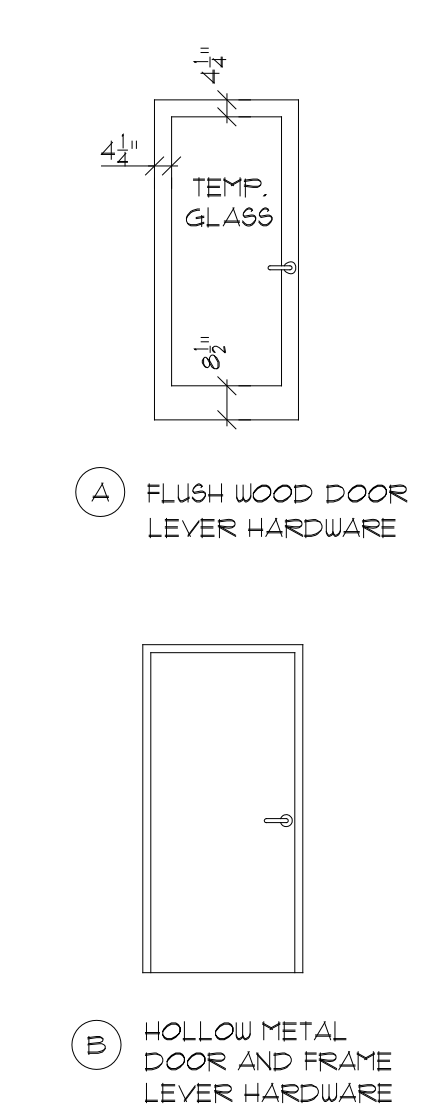


1 DOOR SCHEDULE

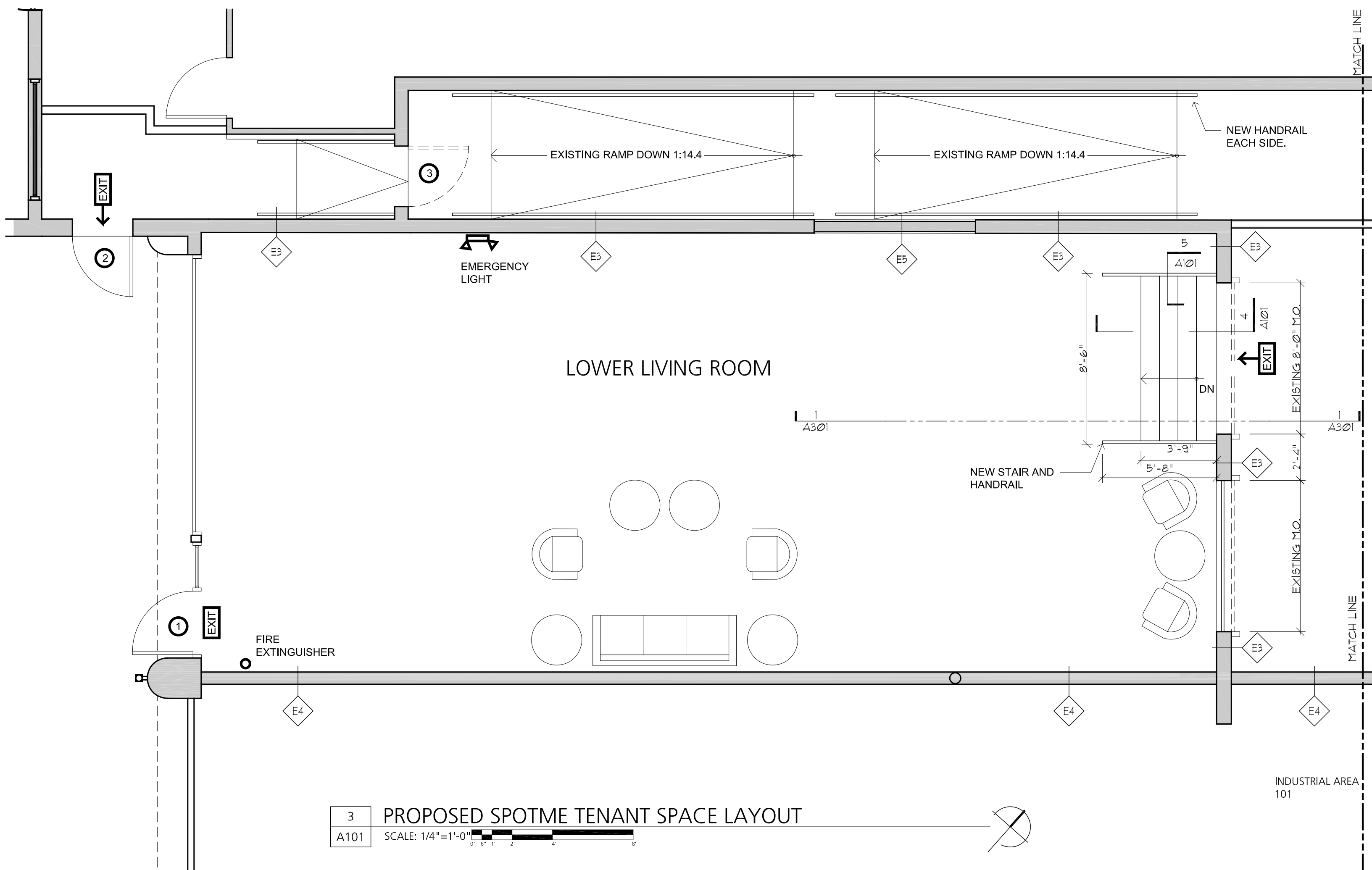
DOOR #	DOOR TYPE	NEW / EXISTING / RELOCATED	DOOR MATERIAL	LOCATION	DOOR SIZE			FRAME MATERIAL		FRAME DETAIL			REMARKS		
					WIDTH	HEIGHT	THICK	NEW / EXISTING / RELOCATED	NEW / EXISTING / RELOCATED	HEAD	JAMB	THRESHOLD		FRAME TYPE	FIRE RATING
1	N/A	E	MTL	EXT	3'-0"	7'-0"	1-3/4"	MTL	E	-	-	E	-	-	
2	N/A	E	MTL	EXT	3'-0"	7'-0"	1-3/4"	MTL	E	-	-	E	-	-	
3	N/A	E	MTL	INT	3'-0"	6'-8"	1-3/4"	MTL	E	-	-	-	-	-	REMOVE EXISTING DOOR. LEAVE HM FRAME IN PLACE. PATCH HINGE AND HARDWARE HOLES.
4	N/A	N	MTL	INT	3'-0"	6'-8"	1-3/4"	MTL	N	-	-	-	-	1 60 MIN	
5	-	N	WD	INT	3'-0"	6'-8"	1-3/4"	MTL	N	-	-	-	-	-	
6	-	N	WD	INT	3'-0"	6'-8"	1-3/4"	MTL	N	-	-	-	-	-	
7	-	N	MTL	INT	3'-0"	6'-8"	1-3/4"	MTL	N	-	-	-	-	1 45 MIN	
8	-	N	WD	INT	3'-0"	6'-8"	1-3/4"	MTL	N	-	-	-	-	-	
9	-	N	WD	EXT	3'-0"	6'-8"	1-3/4"	MTL	N	-	-	-	-	-	
10	-	N	WD	EXT	3'-0"	6'-8"	1-3/4"	MTL	N	-	-	-	-	-	
11	-	N	WD	INT	3'-0"	6'-8"	1-3/4"	MTL	N	-	-	-	-	-	
12	-	N	WD	INT	3'-0"	6'-8"	1-3/4"	MTL	N	-	-	-	-	-	
13	-	N	WD	INT	3'-0"	6'-8"	1-3/4"	MTL	N	-	-	-	-	-	
14	-	N	WD	INT	3'-0"	6'-8"	1-3/4"	MTL	N	-	-	-	-	-	
15	-	N	WD	INT	3'-0"	6'-8"	1-3/4"	MTL	N	-	-	-	-	-	
16	-	N	WD	INT	3'-0"	6'-8"	1-3/4"	MTL	N	-	-	-	-	-	
17	N/A	E	MTL	INT	3'-0"	6'-8"	1-3/4"	MTL	E	-	-	E	-	-	
18	N/A	E	MTL	INT	3'-0"	6'-8"	1-3/4"	MTL	E	-	-	-	-	1 60 MIN	

1 DOOR TYPES

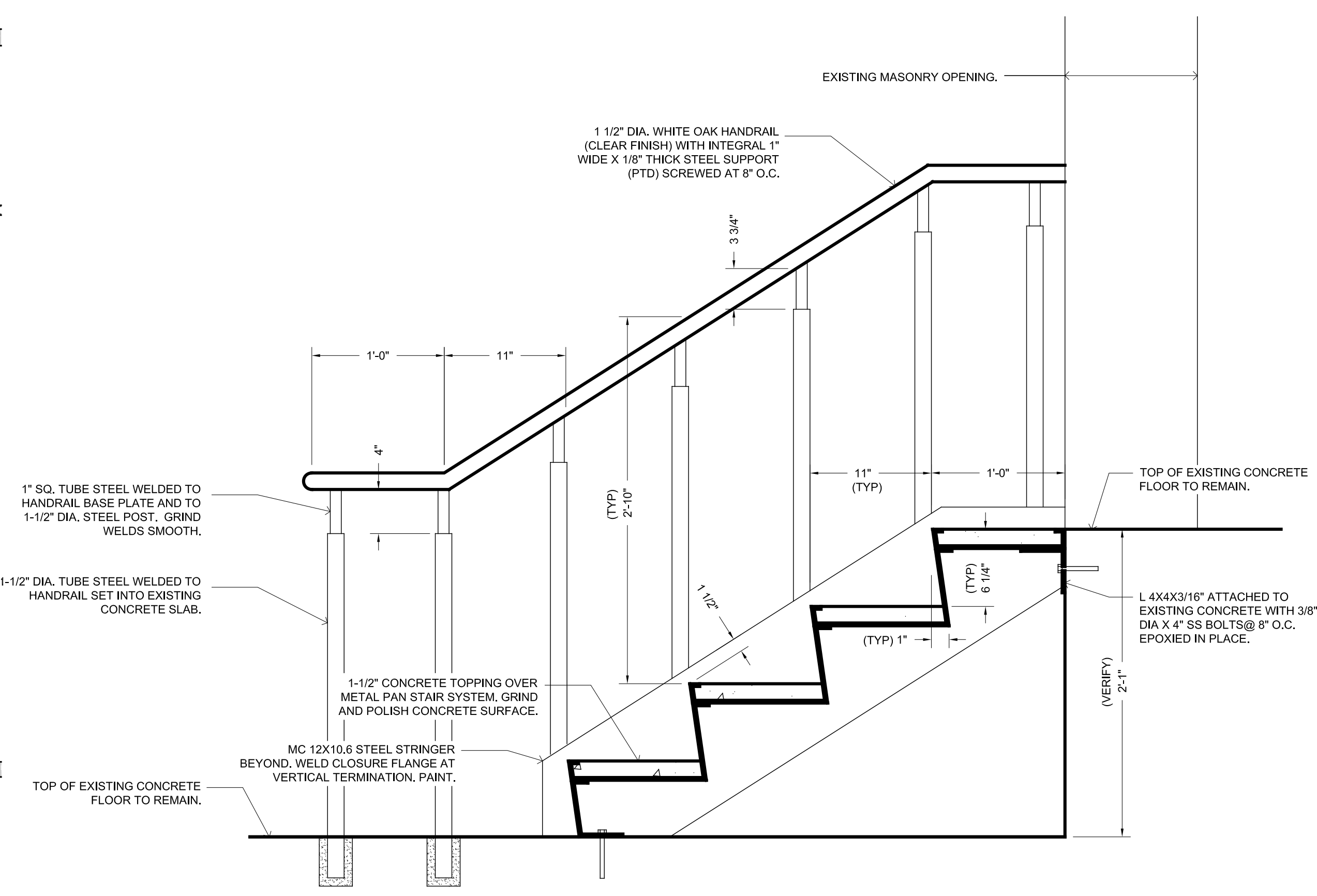
A101 SCALE: 1/4"=1'-0"



5 SECTION DETAIL @ NEW STAIR
A101 SCALE: 1 1/2"=1'-0"



3 PROPOSED SPOTME TENANT SPACE LAYOUT
A101 SCALE: 1/4"=1'-0"



4 SECTION DETAIL @ NEW STAIR
A101 SCALE: 1 1/2"=1'-0"