NOTE:
IF DRYWALL MOUNTED PROVIDE THRU WALL, SOLID, FIRE RETARDANT BLOCKING. IF CMU/ CONC. MOUNTED PROVIDE TOGGLE OR ANCHOR BOLTS.

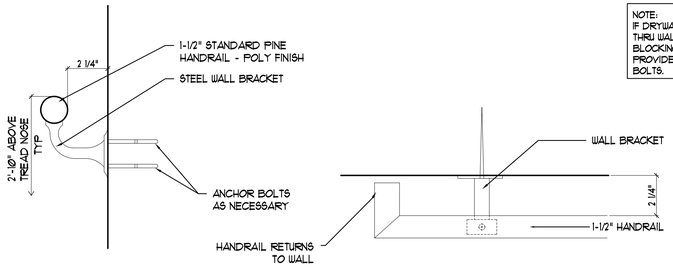


8 | HANDRAIL DETAIL
SCALE: 3"=1'-0"

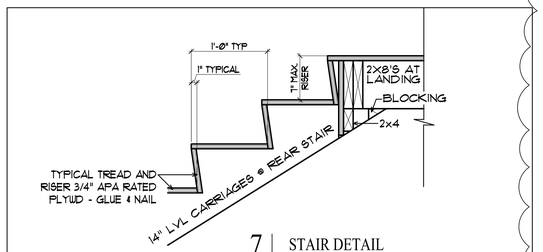


7 | STAIR DETAIL
SCALE: 3/4"=1'-0"

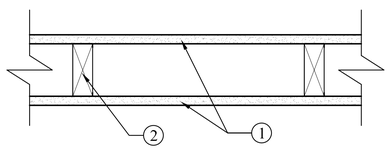


1 HR BEARING-WALL ASSEMBLY
G.A. FILE NO. WP3514
Fire Test: SWRI 01-4511-619

1. One layer 5/8" type X gypsum wallboard applied parallel or at right angles to each side of 2X4 wood studs with 1-1/4" Type W drywall screws 12" o.c. Joints staggered 16" on opposite sides.
2. 2X4 wood studs 16" o.c.

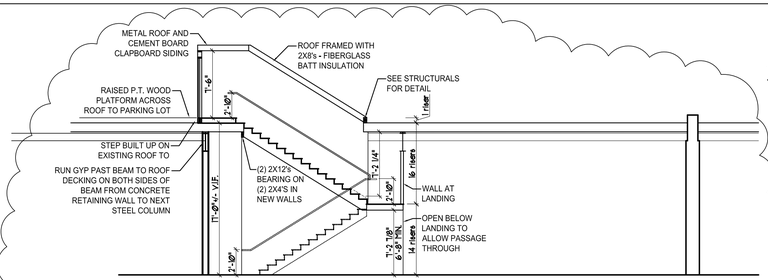


6 | REAR STAIR SECTION
SCALE: 1/8"=1'-0"

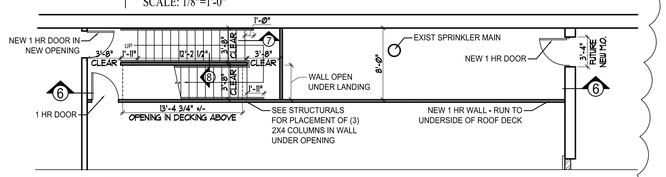


4 | REAR STAIR PLAN
SCALE: 1/8"=1'-0"

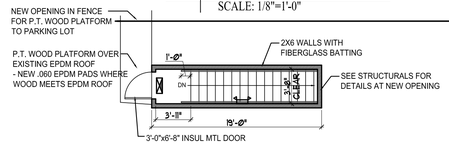


5 | REAR STAIR ROOF PLAN
SCALE: 1/8"=1'-0"

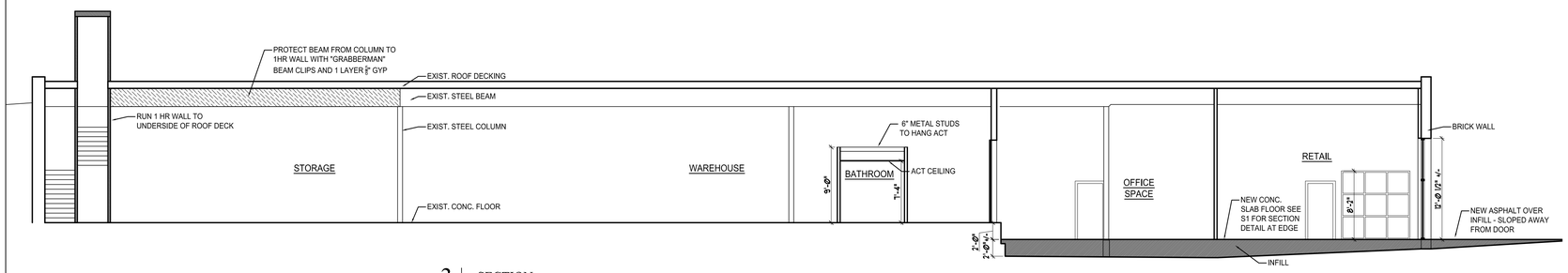


3 | SECTION
SCALE: 1/8"=1'-0"

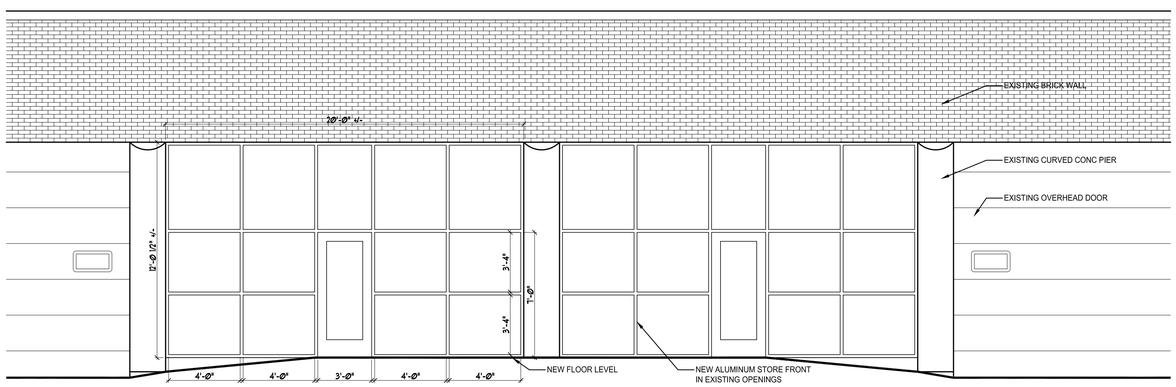


2 | FRONT ELEVATION
SCALE: 1/4"=1'-0"

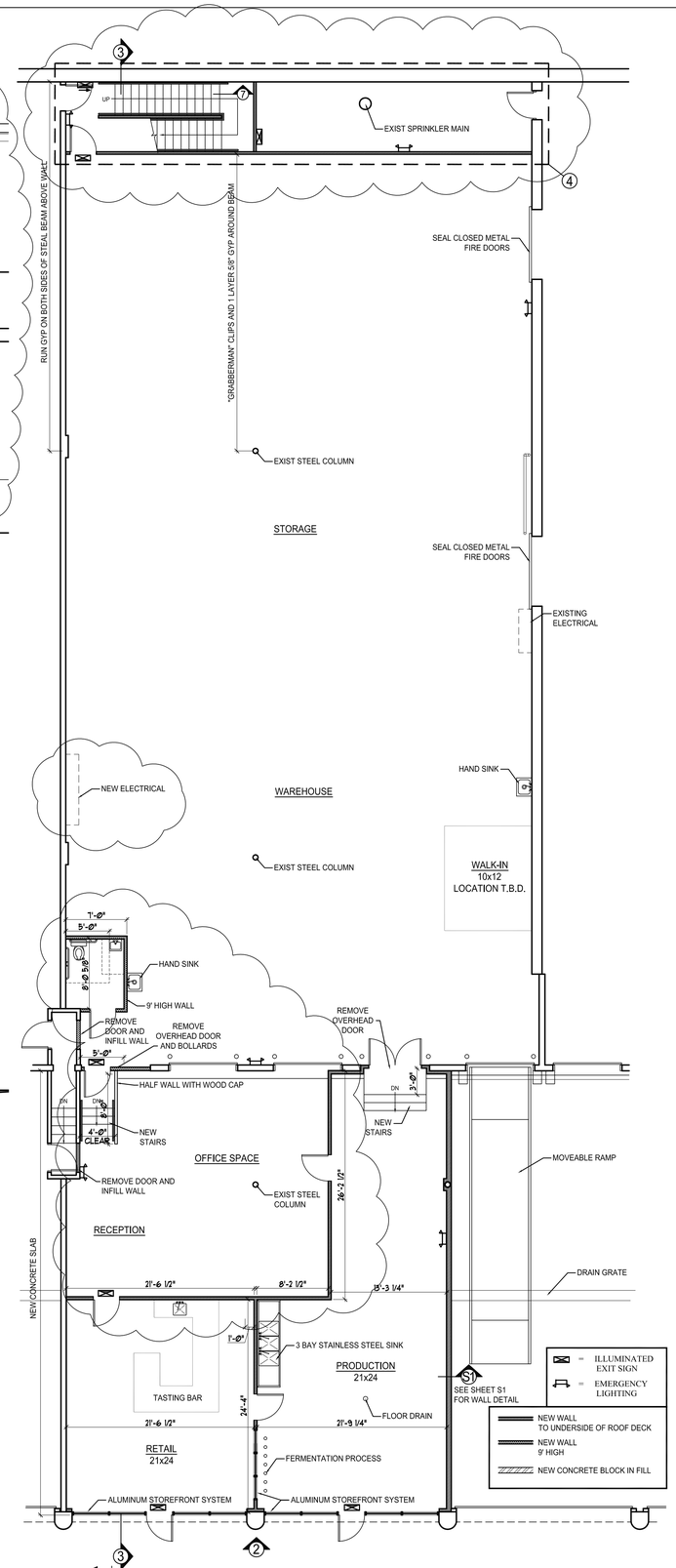


1 | FIRST FLOOR PLAN
SCALE: 1/8"=1'-0"

Owner:
A&M Partners LLC
120 Exchange St.
Portland, Maine 04101

Architect:
ARCHETYPE architects
48 Union Wharf Portland, Maine 04101
(207) 772-6022 Fax (207) 772-4056

Project:
Maine Mead - Nissen Building
75 WASHINGTON AVE.
PORTLAND, MAINE

Revisions:
REVISED FOR PERMIT 6-30-10
REVISION 8-4-10

Scale: AS NOTED

Date: 01 June 2010

PROPOSED FIT-UP

A1