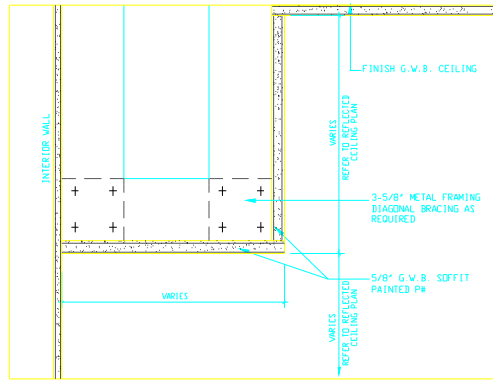
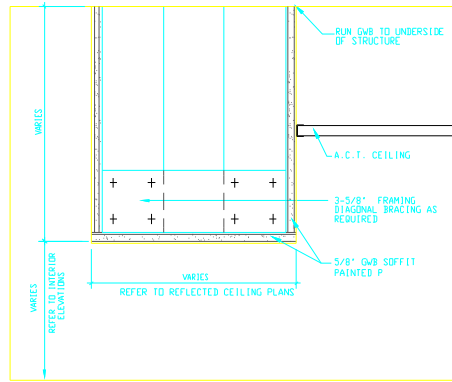


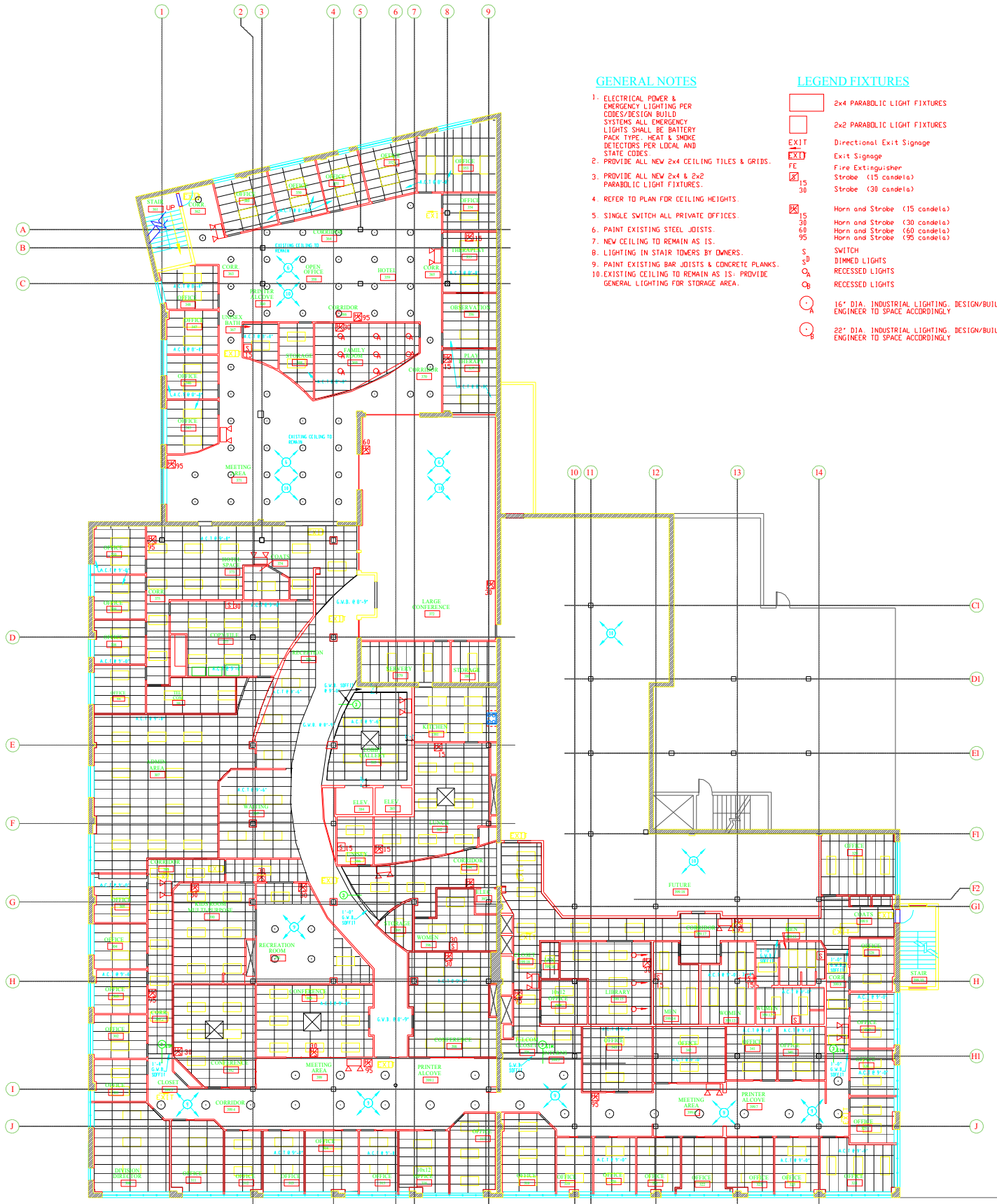
1 SOFFIT DETAIL
A201 SCALE: 3" = 1'-0"



2 SOFFIT DETAIL
A201 SCALE: 3" = 1'-0"



3 SOFFIT DETAIL
A201 SCALE: 3" = 1'-0"



GENERAL NOTES

1. ELECTRICAL POWER & EMERGENCY LIGHTING PER CODES/DESIGN. BUILD SYSTEMS ALL EMERGENCY LIGHTS SHALL BE BATTERY PACK TYPE. HEAT & SMOKE DETECTORS PER LOCAL AND STATE CODES.
2. PROVIDE ALL NEW 2x4 & 2x2 PARABOLIC LIGHT FIXTURES.
3. PROVIDE ALL NEW 2x4 & 2x2 PARABOLIC LIGHT FIXTURES.
4. REFER TO PLAN FOR CEILING HEIGHTS.
5. SINGLE SWITCH ALL PRIVATE OFFICES.
6. PAINT EXISTING STEEL JOISTS.
7. NEW CEILING TO REMAIN AS IS.
8. LIGHTING IN STAIR TOWERS BY OWNERS.
9. PAINT EXISTING BAR JOISTS & CONCRETE PLANKS.
10. EXISTING CEILING TO REMAIN AS IS. PROVIDE GENERAL LIGHTING FOR STORAGE AREA.

LEGEND FIXTURES

- 2x4 PARABOLIC LIGHT FIXTURES
- 2x2 PARABOLIC LIGHT FIXTURES
- EXIT Directional Exit Signage
- EXIT Exit Signage
- FE Fire Extinguisher
- 15 Strobe (15 candela)
- 30 Strobe (30 candela)
- 15 Horn and Strobe (15 candela)
- 30 Horn and Strobe (30 candela)
- 60 Horn and Strobe (60 candela)
- 95 Horn and Strobe (95 candela)
- S SWITCH
- S^D DIMMED LIGHTS
- C_h RECESSED LIGHTS
- C_b RECESSED LIGHTS
- 16" DIA. INDUSTRIAL LIGHTING, DESIGN/BUILD ENGINEER TO SPACE ACCORDINGLY
- 22" DIA. INDUSTRIAL LIGHTING, DESIGN/BUILD ENGINEER TO SPACE ACCORDINGLY

REFLECTED CEILING PLAN
SCALE: 3/32" = 1'-0"
NOT FOR CONSTRUCTION
PROGRESS PRINT



CASEY FAMILY SERVICES
Nissen Building
Washington Ave. Portland, Maine

REVISIONS

#	DATE	DESCRIPTION

DATE:	10/30/02
PROJECT#:	041301
DRAWN BY:	DLP
CHECKED BY:	MET
DRAWING SCALE:	3/32" = 1'-0"

SHEET TITLE

REFLECTED CEILING PLAN

A201

© COPYRIGHT 1995-2001
RENDERED IN THE NAME OF
GAWRON ARCHITECTS BY
GAWRON ARCHITECTS IS PROHIBITED