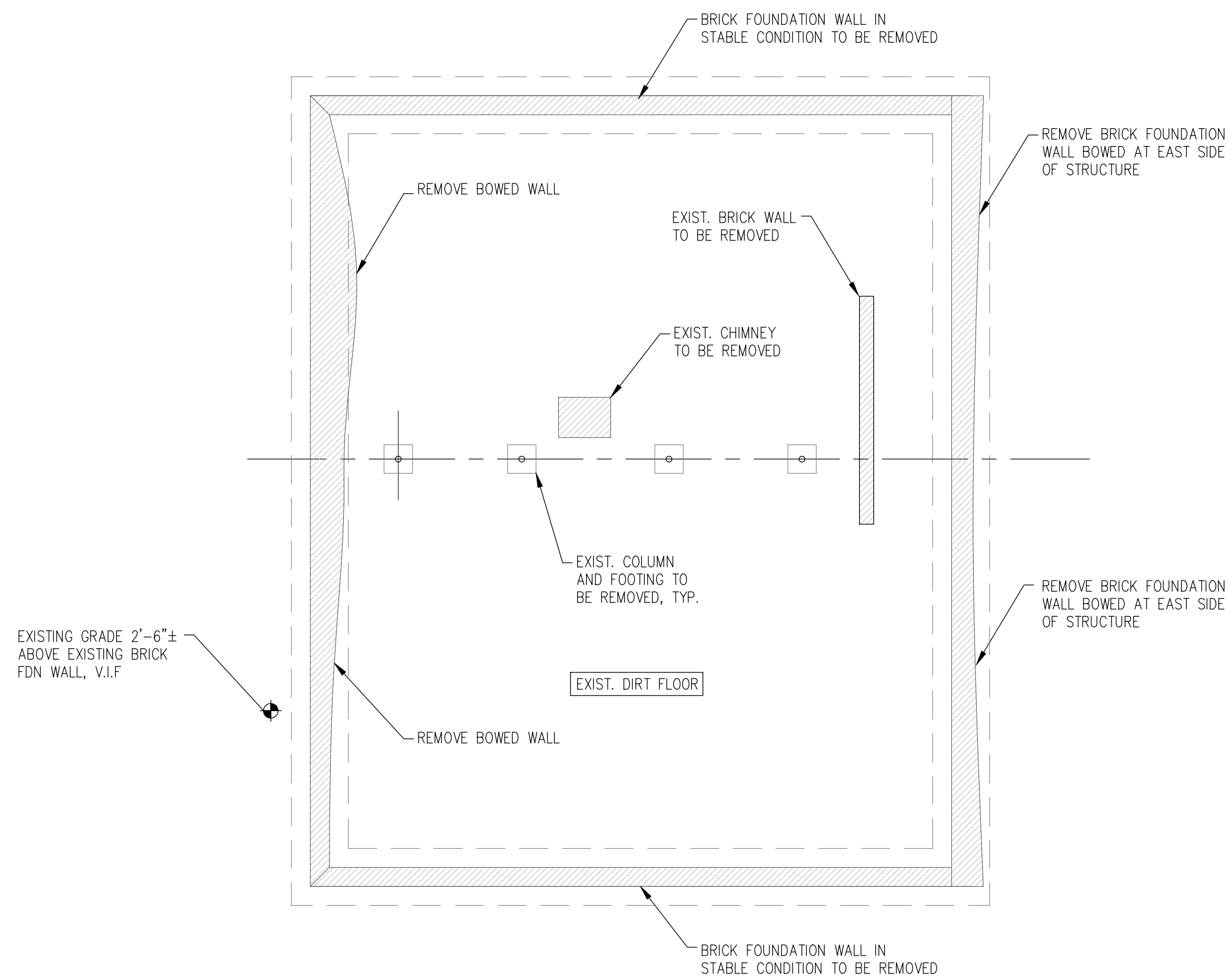
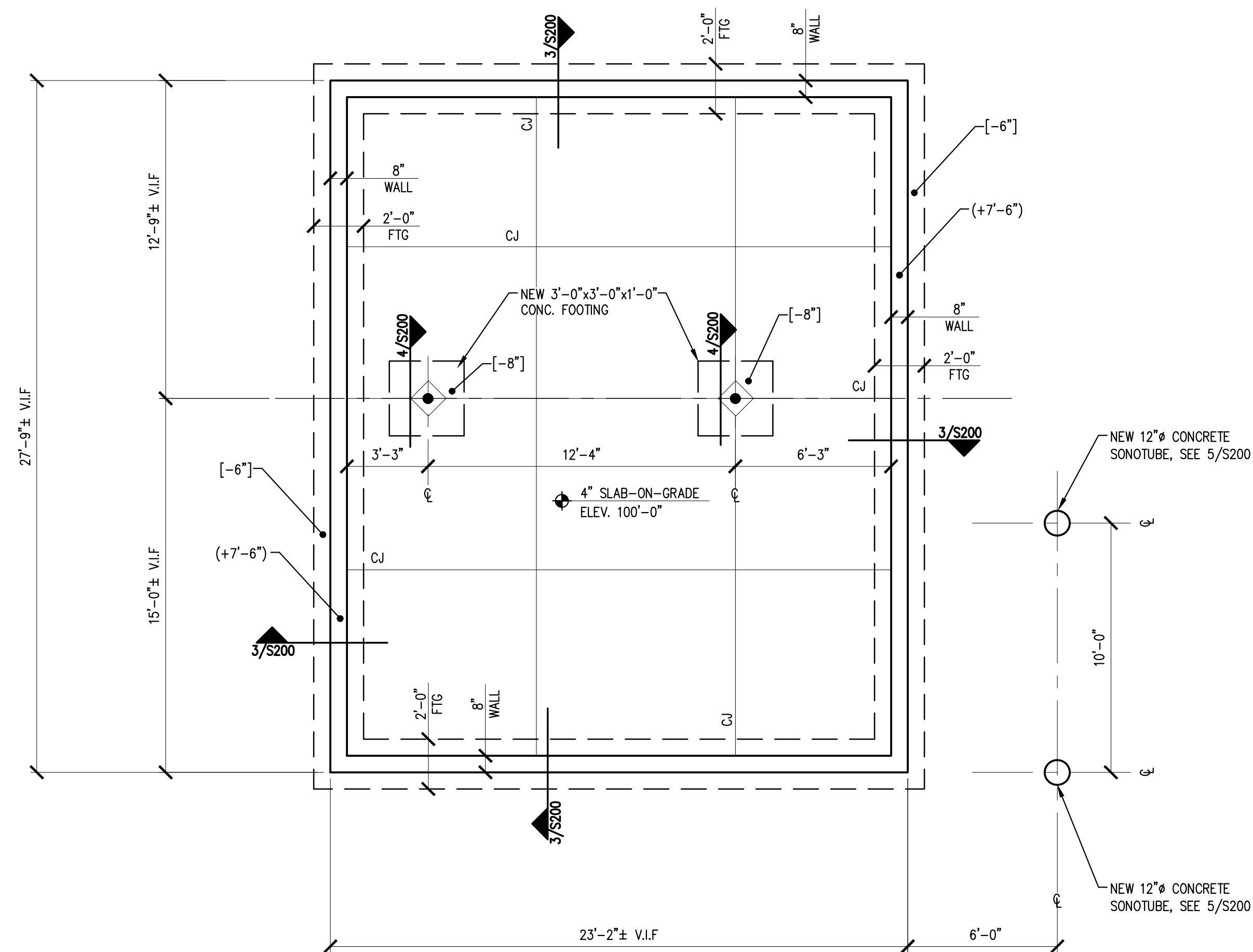




PLAN NORTH



PLAN NORTH



- NOTES:
1. SEE S200 FOR TYPICAL SLAB-ON-GRADE AND TYPICAL WALL REINFORCING DETAILS.
 2. REFERENCE FINISHED SLAB ELEVATION = 100'-0".
 3. TOP OF CONCRETE ELEVATIONS ARE NOTED ("'-X")
 4. TOP OF FOOTING ELEVATIONS ARE NOTED ("'-X")
 5. PROVIDE (3) 2x6 STUDS AT ALL COLUMNS AND CORNERS, U.N.O.
 6. CONTRACTOR TO VERIFY EXISTING FOUNDATION CONDITIONS AND PROPOSED GRADE ELEVATIONS AS SHOWN ON PLAN AND NOTIFY ENGINEER OF ANY DISCREPANCIES PRIOR TO CONSTRUCTION.

PLAN LEGEND

	SHEAR WALL
	BEAM
	HSS COLUMN
	COLUMN FROM ABOVE
	COLUMN BELOW
	COLUMN ABOVE AND BELOW
	HOLD-DOWN

FOUNDATION DEMO PLAN


SCALE: 1/4"=1'-0"

1

FOUNDATION PLAN

SCALE: 1/4"=1'-0"

2



424 Fore Street
 Portland, ME 04101
 Phone 207.842.2800
 Fax 207.842.2828
 www.cascobayengineering.com

CLIENT:
MIKE D'AMBOISE
 93 CUMBERLAND AVE
 PORTLAND, ME 04101

CUMBERLAND AVE. RENOVATION
 93 CUMBERLAND AVE
 PORTLAND, ME

BUILDING RENOVATION

ISSUED

NO.	DESCRIPTION	CHKD. BY	DATE
A <td>FOR PERMIT ONLY <td>SJP <td>10-10-13</td> </td></td>	FOR PERMIT ONLY <td>SJP <td>10-10-13</td> </td>	SJP <td>10-10-13</td>	10-10-13

SHEET TITLE:
DEMO & FOUNDATION PLAN

DESIGNED: SJP
 DRAWN: SJP
 DATE: 9-17-13
 PROJECT NUMBER: 13-099

S100

PRINTED: Oct 10, 2013