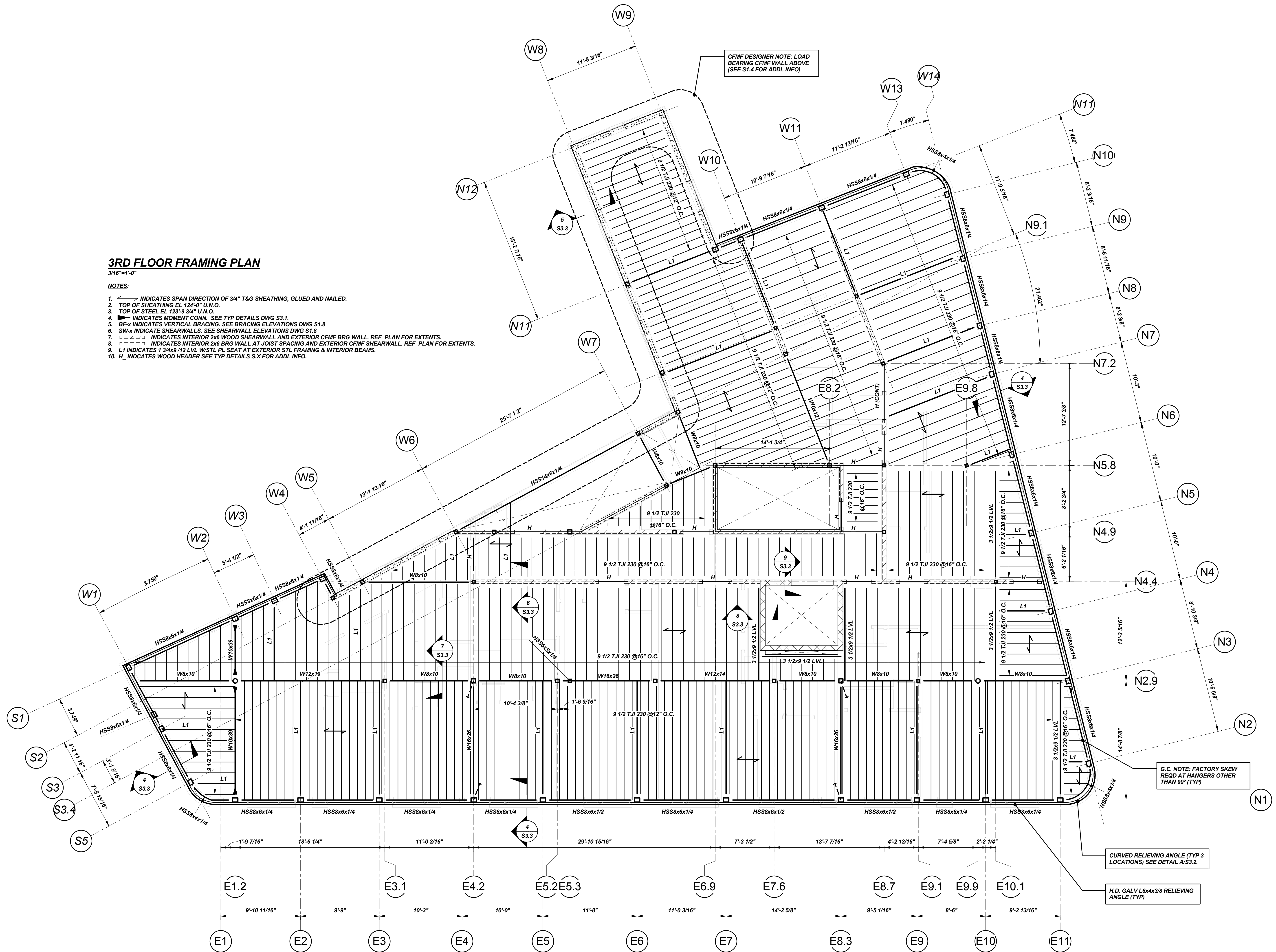


**3RD FLOOR FRAMING PLAN**

3/16"=1'-0"

**NOTES:**

1. INDICATES SPAN DIRECTION OF 3/4" T&G SHEATHING, GLUED AND NAILED.
2. TOP OF SHEATHING EL 124'-0" U.N.O.
3. TOP OF STEEL EL 123'-9 3/4" U.N.O.
4. INDICATES MOMENT CONN. SEE TYP DETAILS DWG S3.1.
5. BF-x INDICATES VERTICAL BRACING. SEE BRACING ELEVATIONS DWG S1.8
6. SW-x INDICATE SHEARWALLS. SEE SHEARWALL ELEVATIONS DWG S1.9
7. INDICATES INTERIOR 2x6 WOOD SHEARWALL AND EXTERIOR CFMF BRG WALL. REF. PLAN FOR EXTENTS.
8. INDICATES INTERIOR 2x6 BRG WALL AT JOIST SPACING AND EXTERIOR CFMF SHEARWALL. REF. PLAN FOR EXTENTS.
9. L1 INDICATES 1 3/4x9 1/2 LVL W/STL PL SEAT AT EXTERIOR STL FRAMING & INTERIOR BEAMS.
10. H\_ INDICATES WOOD HEADER SEE TYP DETAILS S.X FOR ADDL INFO.




CFMF DESIGNER NOTE: LOAD BEARING CFMF WALL ABOVE (SEE S1.4 FOR ADDL INFO)

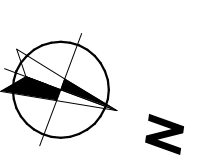
G.C. NOTE: FACTORY SKEW REQD AT HANGERS OTHER THAN 90° (TYP)

CURVED RELIEVING ANGLE (TYP 3 LOCATIONS) SEE DETAIL A/S3.2.

H.D. GALV L6x4x3/8 RELIEVING ANGLE (TYP)



**PERMIT SET**



DRAFTER: [Name]  
DATE OF ISSUE: 07/21/19  
PROJECT STATUS: [Status]

221 Congress Street  
Hay Runner, LLC  
221 Congress Street Portland ME 04101