

## EROSION CONTROL NOTES

- EROSION AND SEDIMENTATION CONTROL MEASURES SHALL BE PROVIDED IN ACCORDANCE WITH THE LATEST "MAINE EROSION AND SEDIMENT CONTROL BMPs" BY THE BUREAU OF LAND AND WATER QUALITY, MAINE DEPARTMENT OF ENVIRONMENTAL PROTECTION.
- THE CONTRACTOR SHALL ONLY DISTURB THE AREAS OF THE PROPOSED CONSTRUCTION AND GRADING. ANY DISTURBANCE OUTSIDE THESE LIMITS MUST BE APPROVED BY THE ENGINEER.
- THE CONTRACTOR SHALL INSTALL ALL EROSION AND SEDIMENTATION CONTROL MEASURES IN ACCORDANCE WITH THE EROSION CONTROL PLAN. THE CONTRACTOR SHALL BE RESPONSIBLE FOR EMPLOYING EROSION CONTROL METHODS BEYOND THE CONTROLS SHOWN ON THE PLANS IN ORDER TO MEET THE ABOVE-REFERENCED DEP EROSION CONTROL STANDARDS.
- ALL EROSION CONTROL MEASURES SHALL BE INSTALLED PRIOR TO ANY SITE EXCAVATION OR RE-GRADING. ALL DISTURBED AREAS ON SITE NOT COVERED BY BUILDINGS OR DESIGNATED PARKING AREAS, DRIVEWAYS, OR SIDEWALKS SHALL BE STABILIZED WITH LOAM AND SEED OR OTHER METHODS AS REQUIRED/DESCRIBED IN THE MAINE DEP BMP STANDARDS.
- PERMANENT SEEDING OR STABILIZATION SHALL BE PERFORMED IMMEDIATELY AFTER FINAL GRADING IS COMPLETED OR TEMPORARY MEASURES SHALL BE APPLIED SUCH AS MULCHING OR SEEDING UNTIL PERMANENT MEASURES ARE IN PLACE.
- WITHIN 7 CALENDAR DAYS FOLLOWING THE COMPLETION OF ANY SOIL DISTURBANCE, AND PRIOR TO ANY STORM EVENT, MULCH MUST BE SPREAD ON ANY EXPOSED SOILS.
- THE CONTRACTOR SHALL STABILIZE ANY SOIL STOCKPILES WHICH WILL REMAIN UNUSED FOR MORE THAN 7 DAYS, OR PRIOR TO A STORM EVENT.
- ALL EROSION CONTROL DEVICES MUST BE CHECKED WEEKLY AND AFTER EACH SIGNIFICANT RAINFALL TO MINIMIZE PONDING, DAMAGE, DETERIORATION OR UNDERMINING. ANY PROBLEMS SHALL BE REPAIRED IMMEDIATELY. TRAPPED SEDIMENT SHALL BE REMOVED WHEN IT HAS ACCUMULATED TO NO MORE THAN HALF THE ORIGINAL HEIGHT OF ANY BARRIER OR AS OTHERWISE SHOWN ON THE PLANS.
- ALL TRAFFIC INTO AND OUT OF THE SITE SHALL BE OVER THE STABILIZED CONSTRUCTION EXIT.
- LINEAR UTILITY CONSTRUCTION SHALL BE SEEDED AND MULCHED WITHIN 7 DAYS AFTER BACKFILL AND NO MORE THAN 500 FEET SHALL BE OPEN AT ANY ONE TIME. WHERE CONSISTENT WITH JOB SAFETY REQUIREMENTS, ALL EXCAVATED MATERIALS SHALL BE PLACED ON THE UPHILL SIDES OF ALL TRENCHES. ALL TEMPORARY EARTH BERMS SHALL BE SEEDED AND MULCHED WITH TEMPORARY VEGETATION WITHIN 7 DAYS AFTER GRADING.
- SEDIMENT BARRIERS MUST BE MAINTAINED UNTIL DISTURBED AREAS ARE PERMANENTLY STABILIZED.
- EROSION CONTROL DEVICES [CHECK DAM, EROSION CONTROL BLANKET, SEDIMENT BARRIER, STABILIZED CONSTRUCTION ENTRANCE] SHALL BE REMOVED WITHIN 30 DAYS OF FINAL STABILIZATION.
- SEEDED AREAS SHALL BE FERTILIZED AND RESEEDED AS NECESSARY TO ENSURE VEGETATION IS ESTABLISHED.

## WINTER CONSTRUCTION NOTES

THE WINTER CONSTRUCTION PERIOD IS FROM NOVEMBER 1 THROUGH APRIL 15. IF THE CONSTRUCTION SITE IS NOT STABILIZED WITH PAVEMENT, A ROAD GRAVEL BASE, 75% MATURE VEGETATION COVER, OR RIPRAP BY NOVEMBER 15 THEN THE SITE NEEDS TO BE PROTECTED WITH OVER-WINTER STABILIZATION. AN AREA CONSIDERED OPEN IS ANY AREA NOT STABILIZED WITH PAVEMENT, VEGETATION, MULCHING, EROSION CONTROL MATS, RIPRAP OR GRAVEL BASE ON A ROAD. WINTER EXCAVATION AND EARTHWORK SHALL BE COMPLETED SUCH THAT NO MORE THAN 1 ACRE OF THE SITE IS WITHOUT STABILIZATION AT ANY ONE TIME. LIMIT THE EXPOSED AREA TO THOSE AREAS IN WHICH WORK IS EXPECTED TO BE UNDER TAKEN DURING THE PROCEEDING 15 DAYS AND THAT CAN BE MULCHED IN ONE DAY PRIOR TO ANY SNOW EVENT. ALL AREA SHALL BE CONSIDERED TO BE DENIED UNTIL THE SUBBASE GRAVEL IS INSTALLED IN ROADWAY AREAS OR THE AREAS OF FUTURE LOAM AND SEED HAVE BEEN LOAMED, SEEDED, AND MULCHED. HAY AND STRAW MULCH RATES SHALL BE A MINIMUM OF 150 LBS./1,000 S.F. (3 TONS/ACRE) AND SHALL BE PROPERLY ANCHORED. THE CONTRACTOR MUST INSTALL ANY ADDED MEASURES WHICH MAY BE NECESSARY TO CONTROL EROSION/SEDIMENTATION FROM THE SITE DEPENDENT UPON THE ACTUAL SITE AND WEATHER CONDITIONS. CONTINUATION OF EARTHWORK OPERATIONS ON ADDITIONAL AREAS SHALL NOT BEGIN UNTIL THE EXPOSED SOIL SURFACE ON THE AREA BEING WORKED HAS BEEN STABILIZED, IN ORDER TO MINIMIZE AREAS WITHOUT EROSION CONTROL PROTECTION.

- SOIL STOCKPILES STOCKPILES OF SOIL OR SUBSOIL WILL BE MULCHED FOR OVER WINTER PROTECTION WITH HAY OR STRAW AT TWICE THE NORMAL RATE OR AT 150 LBS./1,000 S.F. (3 TONS PER ACRE) OR WITH A FOUR-INCH LAYER OF WOODWASTE EROSION CONTROL MIX. THIS WILL BE DONE WITHIN 24 HOURS OF STOCKING AND RE-ESTABLISHED PRIOR TO ANY RAINFALL OR SNOWFALL, ANY SOIL STOCKPILE WILL NOT BE PLACED (EVEN COVERED WITH HAY OR STRAW) WITHIN 100 FEET FROM ANY NATURAL RESOURCES.
- NATURAL RESOURCES PROTECTION ANY AREAS WITHIN 100 FEET FROM ANY NATURAL RESOURCES, IF NOT STABILIZED WITH A MINIMUM OF 75 % MATURE VEGETATION CATCH, SHALL BE MULCHED BY DECEMBER 1 AND ANCHORED WITH PLASTIC NETTING OR PROTECTED WITH EROSION CONTROL MATS. DURING WINTER CONSTRUCTION, A DOUBLE LINE OF SEDIMENT BARRIERS (I.E. SILT FENCE BACKED WITH HAY BALES OR EROSION CONTROL MIX) WILL BE PLACED BETWEEN ANY NATURAL RESOURCE AND THE DISTURBED AREA. PROJECTS CROSSING THE NATURAL RESOURCE SHALL BE PROTECTED A MINIMUM DISTANCE OF 100 FEET ON EITHER SIDE FROM THE RESOURCE. EXISTING PROJECTS NOT STABILIZED BY DECEMBER 1 SHALL BE PROTECTED WITH THE SECOND LINE OF SEDIMENT BARRIER TO ENSURE FUNCTIONALITY DURING THE SPRING THAW AND RAINS.
- SEDIMENT BARRIERS DURING FROZEN CONDITIONS, SEDIMENT BARRIERS SHALL CONSIST OF WOODWASTE FILTER BERMS AS FROZEN SOIL PREVENTS THE PROPER INSTALLATION OF HAY BALES AND SEDIMENT SILT FENCES.
- MULCHING ALL AREA SHALL BE CONSIDERED TO BE DENIED UNTIL AREAS OF FUTURE LOAM AND SEED HAVE BEEN LOAMED, SEEDED AND MULCHED. HAY AND STRAW MULCH SHALL BE APPLIED AT A RATE OF 150 LB. PER 1,000 SQUARE FEET OR 3 TONS/ACRE (TWICE THE NORMAL ACCEPTED RATE OF 75-LBS./1,000 S.F. OR 1.5 TONS/ACRE) AND SHALL BE PROPERLY ANCHORED. MULCH SHALL NOT BE SPREAD ON TOP OF SNOW. THE SNOW WILL BE REMOVED DOWN TO A ONE-INCH DEPTH OR LESS PRIOR TO APPLICATION. AFTER EACH DAY OF FINAL GRADING, THE AREA WILL BE PROPERLY STABILIZED WITH ANCHORED HAY OR STRAW OR EROSION CONTROL MATTING. AN AREA SHALL BE CONSIDERED TO HAVE BEEN STABILIZED WHEN EXPOSED SURFACES HAVE BEEN EITHER MULCHED WITH STRAW OR HAY AT A RATE OF 150 LB. PER 1,000 SQUARE FEET (3TONS/ACRE) AND ADEQUATELY ANCHORED SO THAT GROUND SURFACE IS NOT VISIBLY THROUGH THE MULCH. BETWEEN THE DATES OF NOVEMBER 1 AND APRIL 15, ALL MULCH SHALL BE ANCHORED BY EITHER PEG LINE, MULCH NETTING, ASPHALT EMULSION CHEMICAL, TRACK OR WOOD CELLULOSE FIBER. WHEN GROUND SURFACE IS NOT VISIBLE THROUGH THE MULCH THEN COVER IS SUFFICIENT. AFTER NOVEMBER 1ST, MULCH AND ANCHORING OF ALL BARE SOIL SHALL OCCUR AT THE END OF EACH FINAL GRADING WORK DAY.
- MULCHING ON SLOPES AND DITCHES SLOPES SHALL NOT BE LEFT EXPOSED FOR ANY EXTENDED TIME OF WORK SUSPENSION UNLESS FULLY MULCHED AND ANCHORED WITH PEG AND NETTING OR WITH EROSION CONTROL BLANKETS. MULCHING SHALL BE APPLIED AT A RATE OF 230 LBS./1,000 S.F. ON ALL SLOPES GREATER THAN 8 %%. MULCH NETTING SHALL BE USED TO ANCHOR MULCH IN ALL DRAINAGE WAYS WITH A SLOPE GREATER THAN 3% FOR SLOPES EXPOSED TO DIRECT WINDS AND FOR ALL OTHER SLOPES GREATER THAN 8%. EROSION CONTROL BLANKETS SHALL BE USED IN LIEU OF MULCH IN ALL DRAINAGE WAYS WITH SLOPES OF 8%. EROSION CONTROL MIX CAN BE USED TO SUBSTITUTE EROSION CONTROL BLANKETS ON ALL SLOPES EXCEPT DITCHES.
- SEEDING BETWEEN THE DATES OF OCTOBER 15 AND APRIL 1ST, LOAM OR SEED WILL NOT BE REQUIRED, DURING PERIODS OF ABOVE FREEZING TEMPERATURES FINISHED AREAS SHALL BE FINE GRADED AND EITHER PROTECTED WITH MULCH OR TEMPORARILY SEEDED UNTIL SUCH TIME AS THE FINAL TREATMENT CAN BE APPLIED. IF THE DATE IS AFTER NOVEMBER 1ST AND IF THE EXPOSED AREA HAS BEEN LOOMED, FINAL GRADED WITH A UNIFORM SURFACE, THEN THE AREA MAY BE DORMANT SEEDED AT A RATE OF 3 TIMES HIGHER THAN SPECIFIED FOR PERMANENT SEED AND THEN MULCHED. DORMANT SEEDING MAY BE SELECTED TO BE PLACED PRIOR TO THE PLACEMENT OF MULCH AND FABRIC NETTING ANCHORED WITH STAPLES. IF DORMANT SEEDING IS USED FOR THE SITE, ALL DISTURBED AREAS SHALL RECEIVE 4" OF LOAM AND SEED AT AN APPLICATION RATE OF 5LBS/1000 S.F. ALL AREAS SEEDED DURING THE WINTER WILL BE INSPECTED IN THE SPRING FOR ADEQUATE CATCH. ALL AREAS SUFFICIENTLY VEGETATED (LESS THAN 75 % MATURE CATCH) SHALL BE REVEGETATED BY REPLACING LOAM, SEED AND MULCH. IF DORMANT SEEDING IS NOT USED FOR THE SITE, ALL DISTURBED AREAS SHALL BE REVEGETATED IN THE SPRING.
- TRENCH DEWATERING AND TEMPORARY STREAM DIVERSION WATER FROM CONSTRUCTION TRENCH DEWATERING OR TEMPORARY STREAM DIVERSIONS WILL PASS FIRST THROUGH A FILTER BAG OR SECONDARY CONTAINMENT STRUCTURE (E.G. HAY BALE LINED POOL) PRIOR TO DISCHARGE. THE DISCHARGE SITE SHALL BE SELECTED TO AVOID FLOODING, ICING, AND SEDIMENT DISCHARGES TO A PROTECTED RESOURCE. IN NO CASE SHALL THE FILTER BAG OR CONTAINMENT STRUCTURE BE LOCATED WITHIN 100 FEET OF A PROTECTED NATURAL RESOURCE.
- INSPECTION AND MONITORING MAINTENANCE MEASURES SHALL BE APPLIED AS NEEDED DURING THE ENTIRE CONSTRUCTION SEASON. AFTER EACH RAINFALL, SNOW STORM OR PERIOD OF THAWING AND RUNOFF, THE SITE CONTRACTOR SHALL PERFORM A VISUAL INSPECTION OF ALL INSTALLED EROSION CONTROL MEASURES AND REPAIR AS NEEDED TO INSURE THEIR CONTINUOUS FUNCTION. FOLLOWING THE TEMPORARY AND OR FINAL SEEDING AND MULCHING, THE CONTRACTOR SHALL IN THE SPRING INSPECT AND REPAIR ANY DAMAGES AND/OR UNESTABLISHED SPOTS. ESTABLISHED VEGETATIVE COVER MEANS A MINIMUM OF 85 TO 90% OF AREAS VEGETATED WITH VIGOROUS GROWTH.

## STANDARDS FOR TIMELY STABILIZATION OF SITES DURING WINTER CONSTRUCTION:

- STANDARD FOR THE TIMELY STABILIZATION OF DITCHES AND CHANNELS THE APPLICANT WILL CONSTRUCT AND STABILIZE ALL STONE-LINED DITCHES AND CHANNELS ON THE SITE BY NOVEMBER 15. THE APPLICANT WILL CONSTRUCT AND STABILIZE ALL GRASS-LINED DITCHES AND CHANNELS ON THE SITE BY SEPTEMBER 15. IF THE APPLICANT FAILS TO STABILIZE A DITCH OR CHANNEL TO BE GRASS-LINED BY SEPTEMBER 15, THEN THE APPLICANT WILL TAKE ONE OF THE FOLLOWING ACTIONS TO STABILIZE THE DITCH FOR LATE FALL AND WINTER. -- THE APPLICANT WILL LINE THE INSTALL A SOD LINING IN THE DITCH WITH PROPERLY INSTALLED SOD BY OCTOBER 1. PROPER INSTALLATION INCLUDES THE APPLICANT PINNING THE SOD ONTO THE SOIL WITH WIRE PINS, ROLLING THE SOD TO GUARANTEE CONTACT BETWEEN THE SOD AND UNDERLYING SOIL, WATERING THE SOD TO PROMOTE ROOT GROWTH INTO THE DISTURBED SOIL, AND ANCHORING THE SOD WITH JUTE OR PLASTIC MESH TO PREVENT THE SOD STRIPS FROM SLIDING DURING LOW CONDITIONS. -- THE APPLICANT WILL LINE THE INSTALL A STONE LINING IN THE DITCH WITH STONE RIPRAP BY NOVEMBER 15. THE APPLICANT WILL HIRE A REGISTERED PROFESSIONAL ENGINEER TO DETERMINE THE STONE SIZE AND LINING THICKNESS NEEDED TO WITHSTAND THE ANTICIPATED FLOW VELOCITIES AND FLOW DEPTHS WITHIN THE DITCH. IF NECESSARY, THE APPLICANT WILL REGRADE THE DITCH PRIOR TO PLACING THE STONE LINING TO PREVENT THE STONE LINING FROM REDUCING THE DITCH'S CROSS-SECTIONAL AREA.
- STANDARD FOR THE TIMELY STABILIZATION OF DISTURBED SLOPES THE APPLICANT WILL CONSTRUCT AND STABILIZE STONE-COVERED SLOPES BY NOVEMBER 15. THE APPLICANT WILL SEED AND MULCH ALL SLOPES TO BE VEGETATED BY SEPTEMBER 15. THE DEPARTMENT WILL CONSIDER ANY AREA HAVING A GRADE GREATER THAN 15% (10H:1V) TO BE A SLOPE. IF THE APPLICANT FAILS TO STABILIZE ANY SLOPE TO BE VEGETATED BY SEPTEMBER 15, THEN THE APPLICANT WILL TAKE ONE OF THE FOLLOWING ACTIONS TO STABILIZE THE SLOPE FOR LATE FALL AND WINTER. STABILIZE THE SOIL WITH TEMPORARY VEGETATION AND EROSION -- BY OCTOBER 1 THE APPLICANT WILL SEED THE CONTROL MATS DISTURBED SLOPE WITH WINTER RYE AT A SEEDING RATE OF 3 POUNDS PER 1000 SQUARE FEET AND APPLY EROSION CONTROL MATS OVER THE MULCHED SLOPE. THE APPLICANT WILL MONITOR GROWTH OF THE RYE OVER THE NEXT 30 DAYS. IF THE RYE FAILS TO GROW AT LEAST THREE INCHES OR COVER AT LEAST 75% OF THE DISTURBED SLOPE BY NOVEMBER 1, THEN THE APPLICANT WILL COVER THE SLOPE WITH A LAYER OF WOODWASTE COMPOST AS DESCRIBED IN ITEM III OF THIS CONDITION OR WITH STONE RIPRAP AS DESCRIBED IN ITEM IV OF THIS CONDITION. -- THE APPLICANT WILL STABILIZE THE SLOPE WITH SOD DISTURBED SLOPE WITH PROPERLY INSTALLED SOD BY OCTOBER 1. PROPER INSTALLATION INCLUDES THE APPLICANT PINNING THE SOD ONTO THE SLOPE WITH WIRE PINS, ROLLING THE SOD TO GUARANTEE CONTACT BETWEEN THE SOD AND UNDERLYING SOIL, AND WATERING THE SOD TO PROMOTE ROOT GROWTH INTO THE DISTURBED SOIL. THE APPLICANT WILL NOT USE LATE-SEASON SOD INSTALLATION TO STABILIZE SLOPES HAVING A GRADE GREATER THAN 3% (2H:1V). STABILIZE THE SLOPE WITH WOODWASTE COMPOST -- THE APPLICANT WILL PLACE A SIX-INCH LAYER OF WOODWASTE COMPOST ON THE SLOPE BY NOVEMBER 15. PRIOR TO PLACING THE WOODWASTE COMPOST, THE APPLICANT WILL REMOVE ANY SNOW ACCUMULATION ON THE DISTURBED SLOPE. THE APPLICANT WILL NOT USE WOODWASTE COMPOST TO STABILIZE SLOPES HAVING GRADES GREATER THAN 50% (2H:1V) OR HAVING GROUNDWATER SEEPS ON THE SLOPE FACE. -- THE APPLICANT WILL STABILIZE THE SLOPE WITH STONE RIPRAP PLACE A LAYER OF STONE RIPRAP ON THE SLOPE BY NOVEMBER 15. THE APPLICANT WILL HIRE A REGISTERED PROFESSIONAL ENGINEER TO DETERMINE THE STONE SIZE NEEDED FOR STABILITY AND TO DESIGN A FILTER LAYER FOR UNDERNEATH THE RIPRAP.
- STANDARD FOR THE TIMELY STABILIZATION OF DISTURBED SOILS BY SEPTEMBER 15 THE APPLICANT WILL SEED AND MULCH ALL DISTURBED SOILS ON AREAS HAVING A SLOPE LESS THAN 15%. IF THE APPLICANT FAILS TO STABILIZE THESE SOILS BY THIS DATE, THEN THE APPLICANT WILL TAKE ONE OF THE FOLLOWING ACTIONS TO STABILIZE THE SOIL FOR LATE FALL AND WINTER. STABILIZE THE SOIL WITH TEMPORARY VEGETATION THE APPLICANT WILL TAKE ONE OF THE FOLLOWING ACTIONS TO STABILIZE THE SOIL FOR LATE FALL AND WINTER. STABILIZE THE SOIL WITH TEMPORARY VEGETATION THE APPLICANT WILL TAKE ONE OF THE FOLLOWING ACTIONS TO STABILIZE THE SOIL FOR LATE FALL AND WINTER. STABILIZE THE SOIL WITH HAY OR STRAW AT 75 POUNDS PER 1000 SQUARE FEET, AND ANCHOR THE MULCH WITH PLASTIC NETTING. THE APPLICANT WILL MONITOR GROWTH OF THE RYE OVER THE NEXT 30 DAYS. IF THE RYE FAILS TO GROW AT LEAST THREE INCHES OR COVER AT LEAST 75% OF THE DISTURBED SOIL BEFORE NOVEMBER 15, THEN THE APPLICANT WILL MULCH THE AREA FOR OVER-WINTER PROTECTION AS DESCRIBED IN ITEM III OF THIS STANDARD. STABILIZE THE SOIL WITH SOD DISTURBED SOIL WITH PROPERLY INSTALLED SOD BY OCTOBER 1. PROPER INSTALLATION INCLUDES THE APPLICANT PINNING THE SOD ONTO THE SOIL WITH WIRE PINS, ROLLING THE SOD TO GUARANTEE CONTACT BETWEEN THE SOD AND UNDERLYING SOIL, AND WATERING THE SOD TO PROMOTE ROOT GROWTH INTO THE DISTURBED SOIL. STABILIZE THE SOIL WITH MULCH WITH MULCH THE DISTURBED SOIL BY SPREADING HAY OR STRAW AT A RATE OF AT LEAST 150 POUNDS PER 1000 SQUARE FEET ON THE AREA SO THAT THE SOIL IS VISIBLE THROUGH THE MULCH. PRIOR TO APPLYING THE MULCH, THE APPLICANT WILL REMOVE ANY SNOW ACCUMULATION ON THE DISTURBED AREA. IMMEDIATELY AFTER APPLYING THE MULCH, THE APPLICANT WILL ANCHOR THE MULCH WITH PLASTIC NETTING TO PREVENT WIND FROM MOVING THE MULCH OFF THE DISTURBED SOIL.

## EROSION CONTROL SEEDING NOTES

- SEEDING:**
- USE PERMANENT SEED MIXES AND RATES BETWEEN 5/15 AND 9/30.
  - USE TEMPORARY SEED MIXES FOR PERIODS LESS THAN 12 MONTHS. IF USING TEMPORARY SEED MIXES AND RATES BETWEEN 10/1 AND 5/14, RE-SEED WITH PERMANENT SEED MIX AFTER 5/15.

**PERMANENT SEED:**  
MDO7 71703(a) METHOD NUMBER 3

**TEMPORARY SEED:**

|                                       |                 |            |
|---------------------------------------|-----------------|------------|
| DATS                                  | 80.00 LBS/ACRE  | 4/01-5/14  |
| ANNUAL RYEGRASS                       | 40.00 LBS/ACRE  |            |
| SUDANGRASS                            | 40.00 LBS/ACRE  | 5/15-8/14  |
| ANNUAL RYEGRASS                       | 80.00 LBS/ACRE  | 5/15-9/14  |
| WINTER RYE                            | 112.00 LBS/ACRE | 9/15-10/30 |
| WINTER RYE (PROTECT WITH MULCH COVER) | 112.00 LBS/ACRE | 10/01-3/31 |

**LIME AND FERTILIZER:**  
LIMING AND FERTILIZER RATES WILL BE BASED ON FIELD SOIL TESTING OF ON-SITE TOPSOILS BY A CERTIFIED LABORATORY. SUBMIT TEST RESULTS TO THE ENGINEER.

**MULCH:**

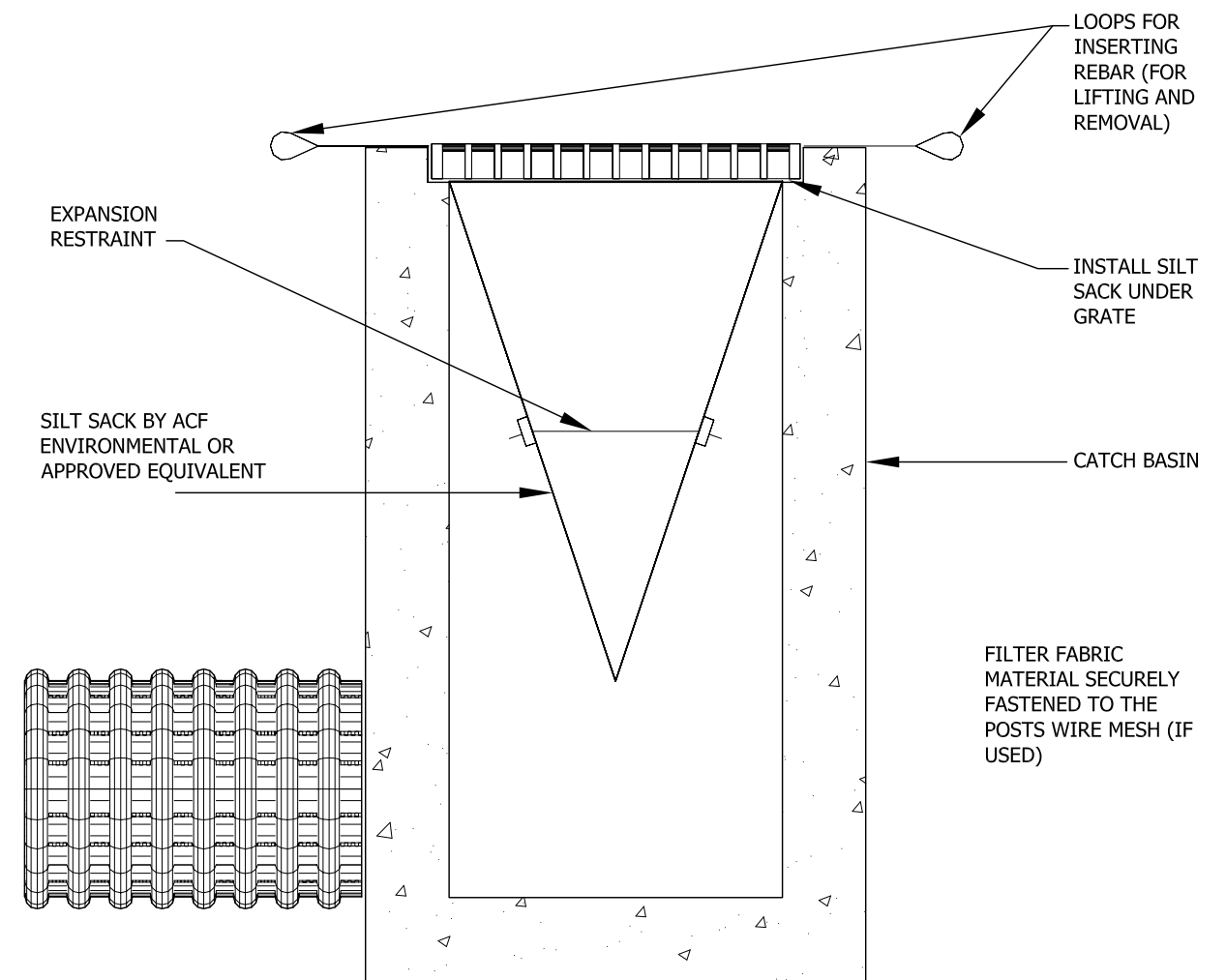
|  |             |
|--|-------------|
| STRAW OR HAY (ANCHORED)                        |             |
| PROTECTED AREAS                                | 70-90 LBS   |
| STRAW OR HAY (ANCHORED)                        |             |
| WINDY AREAS                                    | 185-275 LBS |
| SHREDED OR CHOPPED                             | 185-275 LBS |
| JUTE MESH                                      | AS REQUIRED |
| MODERATE TO HIGH VELOCITY AREAS & STEEP SLOPES |             |
| EXCELSDOR MAT                                  | AS REQUIRED |

**MULCH ANCHORING:**

|               |                                |
|---------------|--------------------------------|
| PEG AND TWINE | LIQUID ASPHALT                 |
| MULCH NETTING | WOOD CELLULOSE FIBER           |
|               | ASPHALT EMULSION CHEMICAL TACK |

## HOUSEKEEPING

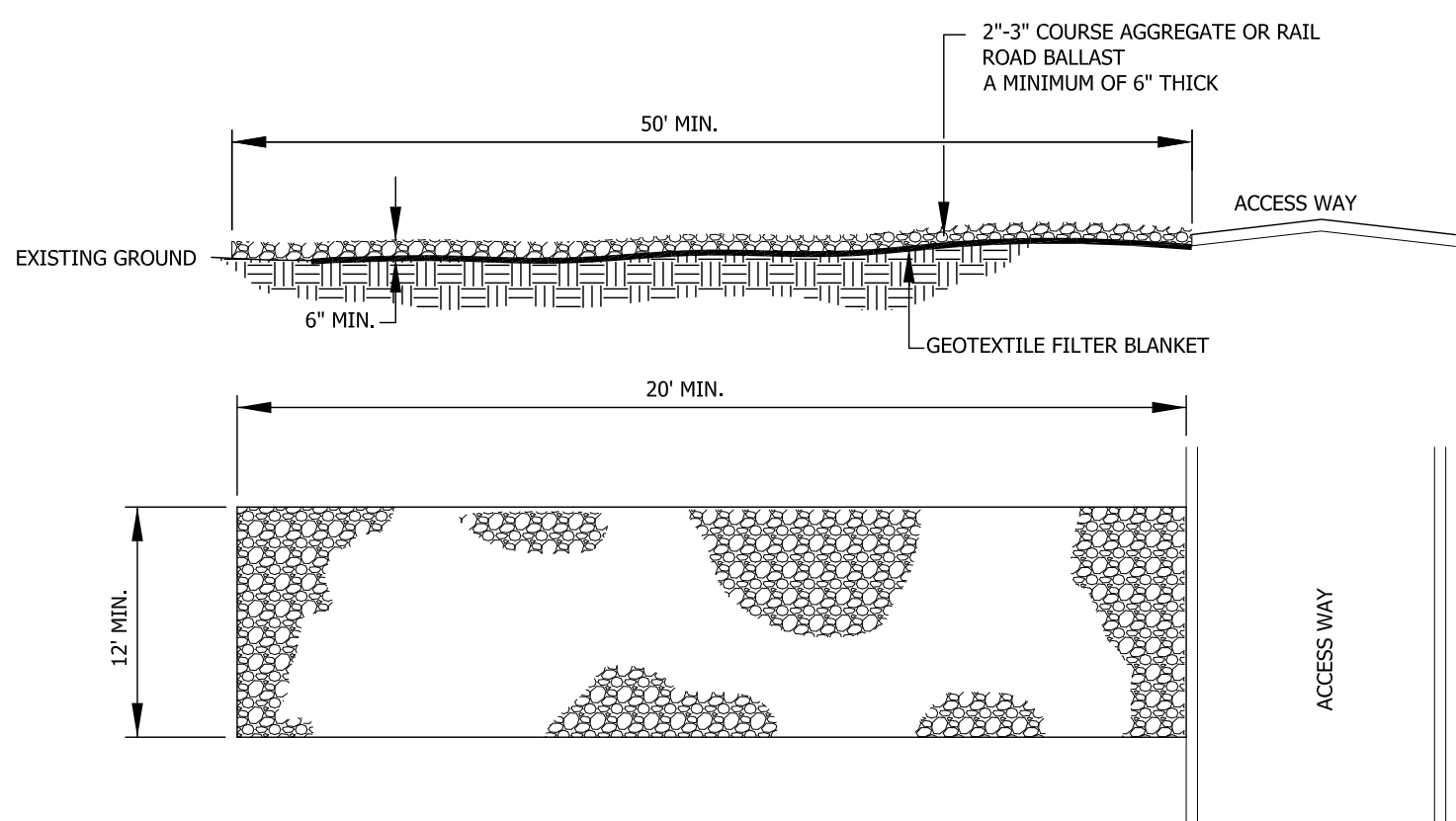
- SPILL PREVENTION.** CONTROLS MUST BE USED TO PREVENT POLLUTANTS FROM CONSTRUCTION AND WASTE MATERIALS STORED ON SITE TO ENTER STORMWATER, WHICH INCLUDES STORAGE PRACTICES TO MINIMIZE EXPOSURE OF THE MATERIALS TO STORMWATER. THE SITE CONTRACTOR OR OPERATOR MUST DEVELOP, AND IMPLEMENT AS NECESSARY, APPROPRIATE SPILL PREVENTION, CONTAINMENT, AND RESPONSE PLANNING MEASURES.
- GROUNDWATER PROTECTION.** DURING CONSTRUCTION, LIQUID PETROLEUM PRODUCTS AND OTHER HAZARDOUS MATERIALS WITH THE POTENTIAL TO CONTAMINATE GROUNDWATER MAY NOT BE STORED OR HANDLED IN AREAS OF THE SITE DRAINING TO AN INFILTRATION AREA. AN "INFILTRATION AREA" IS ANY AREA OF THE SITE THAT BY DESIGN OR AS A RESULT OF SOILS, TOPOGRAPHY AND OTHER RELEVANT FACTORS ACCUMULATES RUNOFF THAT INFILTRATES INTO THE SOIL. DIKES, BERMS, SUMPS, AND OTHER FORMS OF SECONDARY CONTAINMENT THAT PREVENT DISCHARGE TO GROUNDWATER MAY BE USED TO ISOLATE PORTIONS OF THE SITE FOR THE PURPOSES OF STORAGE AND HANDLING OF THESE MATERIALS. ANY PROJECT PROPOSING INFILTRATION OF STORMWATER MUST PROVIDE ADEQUATE PRE-TREATMENT OF STORMWATER PRIOR TO DISCHARGE TO THE INFILTRATION AREA, OR PROVIDE FOR TREATMENT WITHIN THE INFILTRATION AREA, IN ORDER TO PREVENT THE ACCUMULATION OF FINES, REDUCTION IN INFILTRATION RATE, AND CONSEQUENT FLOODING AND DESTABILIZATION.
- FUGITIVE SEDIMENT AND DUST.** ACTIONS MUST BE TAKEN TO ENSURE THAT ACTIVITIES DO NOT RESULT IN NOTICEABLE EMISSIONS OF SOILS OR FUGITIVE DUST EMISSIONS DURING OR AFTER CONSTRUCTION. OIL MAY NOT BE USED FOR DUST CONTROL, BUT OTHER WATER ADDITIVES MAY BE CONSIDERED AS NEEDED. A STABILIZED CONSTRUCTION ENTRANCE (SCE) SHOULD BE INCLUDED TO MINIMIZE TRACKING OF MUD AND SEDIMENT. IF OFF-SITE TRACKING OCCURS, PUBLIC ROADS SHOULD BE SWEEP IMMEDIATELY AND NO LESS THAN ONCE A WEEK AND PRIOR TO SIGNIFICANT STORM EVENTS. OPERATIONS DURING DRY MONTHS, THAT EXPERIENCE FUGITIVE DUST PROBLEMS, SHOULD WET DOWN UNPAVED ACCESS ROADS ONCE A WEEK OR MORE FREQUENTLY AS NEEDED WITH A WATER ADDITIVE TO SUPPRESS FUGITIVE SEDIMENT AND DUST.
- DEBRIS AND OTHER MATERIALS.** MINIMIZE THE EXPOSURE OF CONSTRUCTION DEBRIS, BUILDING AND LANDSCAPING MATERIALS, TRASH, FERTILIZERS, PESTICIDES, HERBICIDES, DETERGENTS, SANITARY WASTE AND OTHER MATERIALS TO PRECIPITATION AND STORMWATER RUNOFF. THESE MATERIALS MUST BE PREVENTED FROM BECOMING A POLLUTANT SOURCE.
- EXCAVATION DE-WATERING.** EXCAVATION DE-WATERING IS THE REMOVAL OF WATER FROM TRENCHES, FOUNDATIONS, COFFER DAMS, PONDS, AND OTHER AREAS WITHIN THE CONSTRUCTION AREA THAT RETAIN WATER AFTER EXCAVATION. IN MOST CASES THE COLLECTED WATER IS HEAVILY SILTED AND HINDERS CORRECT AND SAFE CONSTRUCTION PRACTICES. THE COLLECTED WATER REMOVED FROM THE PONDED AREA, EITHER THROUGH GRAVITY OR PUMPING, MUST BE SPREAD THROUGH NATURAL WOODDED BUFFERS OR REMOVED TO AREAS THAT ARE SPECIFICALLY DESIGNED TO COLLECT THE MAXIMUM AMOUNT OF SEDIMENT POSSIBLE, LIKE A COFFERDAM SEDIMENTATION BASIN. AVOID ALLOWING THE WATER TO FLOW OVER DISTURBED AREAS OF THE SITE. EQUIVALENT MEASURES MAY BE TAKEN IF APPROVED BY THE DEPARTMENT.
- AUTHORIZED NON-STORMWATER DISCHARGES.** IDENTIFY AND PREVENT CONTAMINATION BY NON-STORMWATER DISCHARGES. WHERE EQUIVALENT NON-STORMWATER DISCHARGES EXIST, THEY MUST BE IDENTIFIED AND STEPS SHOULD BE TAKEN TO ENSURE THE IMPLEMENTATION OF APPROPRIATE POLLUTION PREVENTION MEASURES FOR THE NON-STORMWATER COMPONENT(S) OF THE DISCHARGE. AUTHORIZED NON-STORMWATER DISCHARGES ARE:
  - DISCHARGES FROM FIREFIGHTING ACTIVITY;
  - FIRE HYDRANT FLUSHINGS;
  - VEHICLE WASHWATER IF DETERGENTS ARE NOT USED AND WASHING IS LIMITED TO THE EXTERIOR OF VEHICLES (ENGINE, UNDERCARRIAGE AND TRANSMISSION WASHING IS PROHIBITED);
  - DUST CONTROL RUNOFF IN ACCORDANCE WITH PERMIT CONDITIONS AND APPENDIX C(3);
  - ROUTINE EXTERNAL BUILDING WASHDOWN, NOT INCLUDING SURFACE PAINT REMOVAL, THAT DOES NOT INVOLVE DETERGENTS;
  - PAVEMENT WASHWATER (WHERE SPILLS/LEAKS OF TOXIC OR HAZARDOUS MATERIALS HAVE NOT OCCURRED, UNLESS ALL SPILLED MATERIAL HAD BEEN REMOVED) IF DETERGENTS ARE NOT USED;
  - UNCONTAMINATED AIR CONDITIONING OR COMPRESSOR CONDENSATE;
  - UNCONTAMINATED GROUNDWATER OR SPRING WATER;
  - FOUNDATION OR FOOTER DRAIN-WATER WHERE FLOWS ARE NOT CONTAMINATED;
  - UNCONTAMINATED EXCAVATION DEWATERING (SEE REQUIREMENTS IN APPENDIX C(5));
  - POTABLE WATER SOURCES INCLUDING WATERLINE FLUSHINGS; AND
  - LANDSCAPE IRRIGATION.
- UNAUTHORIZED NON-STORMWATER DISCHARGES.** THE DEPARTMENT'S APPROVAL UNDER THIS CHAPTER DOES NOT AUTHORIZE A DISCHARGE THAT IS MIXED WITH A SOURCE OF NON STORMWATER, OTHER THAN THOSE DISCHARGES IN COMPLIANCE WITH APPENDIX C (6). SPECIFICALLY, THE DEPARTMENT'S APPROVAL DOES NOT AUTHORIZE DISCHARGES OF THE FOLLOWING:
  - WASTEWATER FROM THE WASHOUT OR CLEANOUT OF CONCRETE, STUCCO, PAINT, FORM RELEASE OILS, CURING COMPOUNDS OR OTHER CONSTRUCTION MATERIALS;
  - FUELS, OILS OR OTHER POLLUTANTS USED IN VEHICLE AND EQUIPMENT OPERATION AND MAINTENANCE;
  - SOAPS, SOLVENTS, OR DETERGENTS USED IN VEHICLE AND EQUIPMENT WASHING; AND
  - TOXIC OR HAZARDOUS SUBSTANCES FROM A SPILL OR OTHER RELEASE.
- ADDITIONAL REQUIREMENTS.** ADDITIONAL REQUIREMENTS MAY BE APPLIED ON A SITE-SPECIFIC BASIS.



- NOTES:
- INSTALL SILTSACK PER MANUFACTURER'S RECOMMENDATIONS.
  - SILTSACKS SHALL BE CHECKED FOR SEDIMENT LEVEL AND OVERALL CONDITION IMMEDIATELY AFTER EVERY RAIN EVENT AND AT LEAST EVERY DAY DURING PROLONGED RAINFALL.
  - SEDIMENT SHALL BE REMOVED WHEN THE SEDIMENT HAS ACCUMULATED TO 1/2 THE DESIGN DEPTH OF THE SILTSACK. REMOVED SEDIMENT SHALL BE DISPOSITED IN A SUITABLE AREA AND IN SUCH A MANNER THAT WILL NOT ERODE.
  - SEDIMENT SHALL ONLY BE REMOVED BY REMOVING THE SILTSACKS FROM THE CATCH BASINS ACCORDING TO MANUFACTURER RECOMMENDATIONS.
  - CARE SHALL BE TAKEN TO AVOID SPILLING SEDIMENT WHILE REMOVING THE SILTSACK.
  - ANY DAMAGED SILTSACK SHALL BE REPLACED WITH A NEW SILTSACK.

## 1 INLET PROTECTION - SILT SACK

NOT TO SCALE



- NOTES:
- THE STABILIZED CONSTRUCTION ENTRANCE SHALL BE LOCATED WHERE TRAFFIC WILL ENTER OR LEAVE THE CONSTRUCTION SITE ONTO A PUBLIC STREET.
  - FILTER FABRIC OR COMPACTED CRUSHER RUN STONE SHALL BE USED AS A BASE FOR THE CONSTRUCTION ENTRANCE.
  - THE ENTRANCE SHALL BE MAINTAINED IN A CONDITION WHICH WILL PREVENT TRACKING OR FLOWING OF SEDIMENT ONTO PUBLIC STREETS OR EXISTING PAVEMENT. THIS MAY REQUIRE PERIODIC TOP DRESSING WITH ADDITIONAL STONE AS CONDITIONS WARRANT AND REPAIR OR CLEANOUT OF ANY MEASURES USED TO TRAP SEDIMENT.
  - ANY SEDIMENT SPILLED, DROPPED, WASHED, OR TRACKED ONTO PUBLIC STREETS MUST BE REMOVED IMMEDIATELY.
  - ADDITIONAL EROSION CONTROL MEASURES SHALL BE INSTALLED IN ORDER TO TRAP AND STABILIZE ANY SEDIMENT THAT RUNS OFF OF THE STABILIZED CONSTRUCTION ENTRANCE.
  - WHEN APPROPRIATE, WHEELS MUST BE CLEANED TO REMOVE SEDIMENT PRIOR TO ENTERING A PUBLIC STREET.
  - WHEN WASHING IS REQUIRED, IT SHALL BE DONE IN AN AREA STABILIZED WITH CRUSHED STONE WHICH DRAINS INTO AN APPROVED SEDIMENT TRAP OR SEDIMENT BASIN.

## 2 STABILIZED CONSTRUCTION ENTRANCE DETAIL

NOT TO SCALE

- ALL FINAL SEEDING SHALL BE COMPLETED WITHIN SEVEN (7) DAYS FOLLOWING FINAL GRADING.
- A CONSERVATION SEED MIX SHALL BE USED FOR ALL SEEDING.
- ALL AREAS SHALL BE MULCHED IMMEDIATELY AFTER SEEDING. THE CONTRACTOR SHALL MONITOR THE MULCH PERFORMANCE AND, IF MULCHING PROVES TO BE INEFFECTIVE, THEN NETTING AND MATTING SHALL BE USED IN ITS PLACE.
- SEEDING SHALL BE PERFORMED BETWEEN APRIL 15TH AND OCTOBER 1ST (WITHOUT DORMANT SEEDING).
- IF SEEDING IS APPROVED BY THE ENGINEER BEYOND THOSE DATES, DORMANT SEEDING SHALL BE APPLIED AT DOUBLE THE APPLICATION RATE. IN THIS CASE, ALL FERTILIZING, SEEDING AND MULCHING SHALL BE COMPLETED ON THE SAME DAY IMMEDIATELY AFTER THE LOAM IS SPREAD. FINAL GRADING SHALL BE LIMITED TO AREAS WHICH CAN BE COMPLETED AND SEEDED THE SAME DAY.

ISSUED FOR:


**CITY REVIEW**

THIS DOCUMENT IS ISSUED FOR REVIEW PURPOSES ONLY AND NOT FOR CONSTRUCTION.

**Blais**  
civil engineers

27 GORHAM ROAD SUITE 207  
SCARBOROUGH, ME 04074  
T: (207) 730-7200  
W: WWW.BLAISCE.COM

| REV. | DESCRIPTION               | DATE    |
|------|---------------------------|---------|
| 1.   | REVISED PER CITY COMMENTS | 1/17/17 |
| 2.   | REVISED PER CITY COMMENTS | 3/8/17  |
| 3.   | REVISED PER CITY COMMENTS | 4/4/17  |
| 4.   | REVISED PER CITY COMMENTS | 7/10/17 |



7/20/17

**EROSION CONTROL NOTES & DETAILS**

**221 CONGRESS STREET**

PORTLAND, MAINE 04101

DRAWINGS PREPARED FOR:  
HAY RUNNER, LLC  
265 MAIN STREET, SUITE 201  
BIDDEFORD, MAINE 04005

DRAWING:

PROJECT:

ISSUED DATE: 7/10/17  
DESIGNED BY: JDY  
DRAWN BY: DRH  
CHECKED BY: SGB  
PROJECT NUMBER: 16123

**C-304**