



Bob's Clam Hut
109 Cumberland Avenue
Portland, Maine

OWNER
Bob's Clam Hut
315 U.S. Route 1
Kittery, Maine
Telephone: (207) 439-4233
Contact: Michael Landgarten

DESIGNER
Paul Bennett Architect PC
25 West 31st Street, Floor 7
New York, New York 10001
Telephone: (212) 209-1177
Contact: Lisa Wright

ENGINEER
Bennett Engineering, Inc.
7 Bennett Road, P.O. Box 297
Freeport, ME 04032
Telephone: (207) 855-9475
Contact: William Bennett

KITCHEN CONSULTANT
TriMark
505 Collins Street
South Attleboro, MA 02703-8039
Telephone: (508) 399-6000
Contact: Ed Dresser

DOB REVISIONS:
12-FEBRUARY-2018

REV NO	DATE	COMMENTS
12-February-2018		KSL Coordination
02-February-2018		DOB REVISIONS

PROJECT
Bob's Clam Hut
109 Cumberland Avenue
Portland, Maine

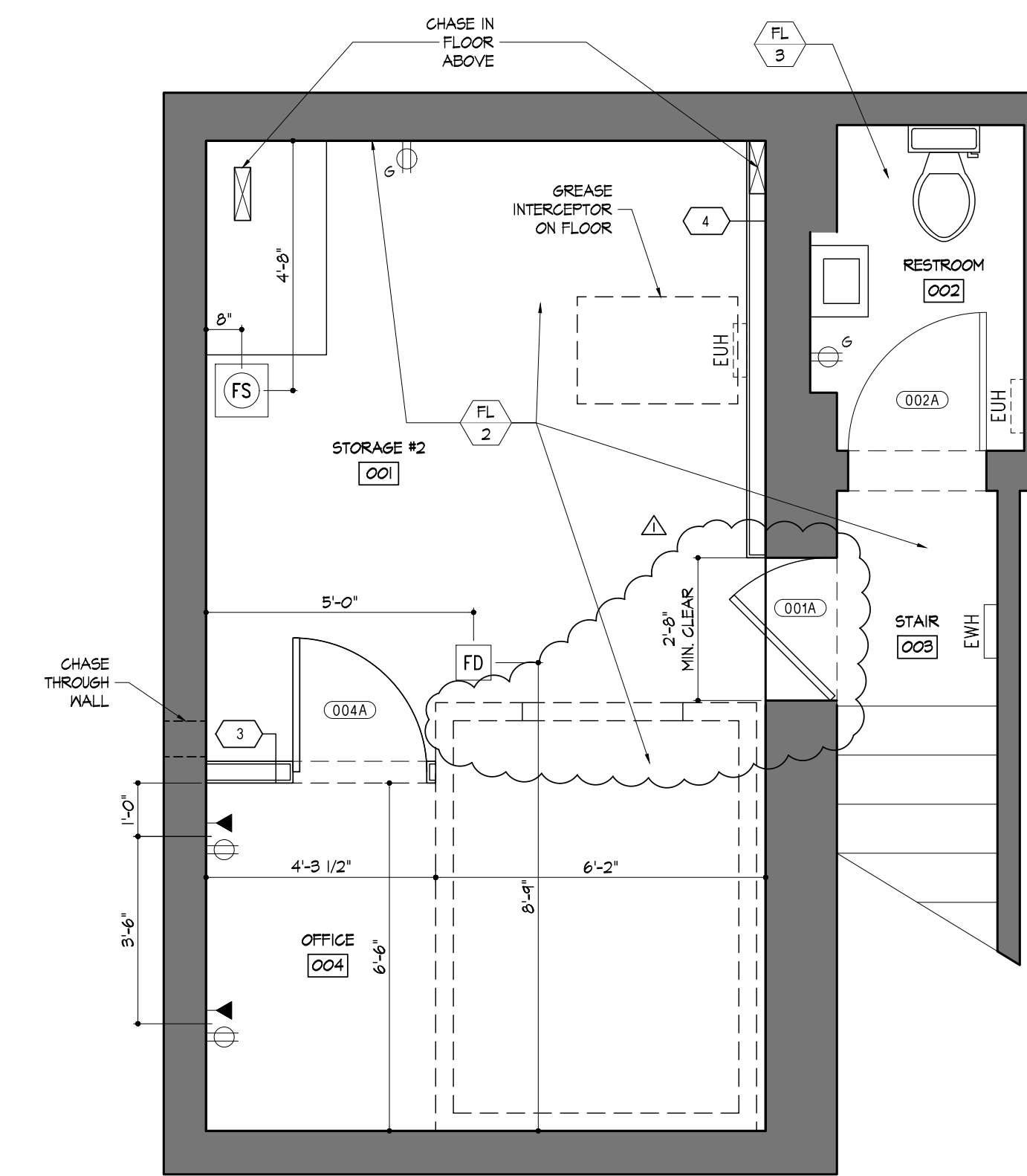
TITLE
Construction Plans

DWG NO.

A-101.00

REAL & SIGNATURE	PAGE
	7 OF 15
	SCALE
	3/8" = 1'-0"
	ISSUED
	29-DECEMBER-2017
	REVISION
	12-FEB-2018

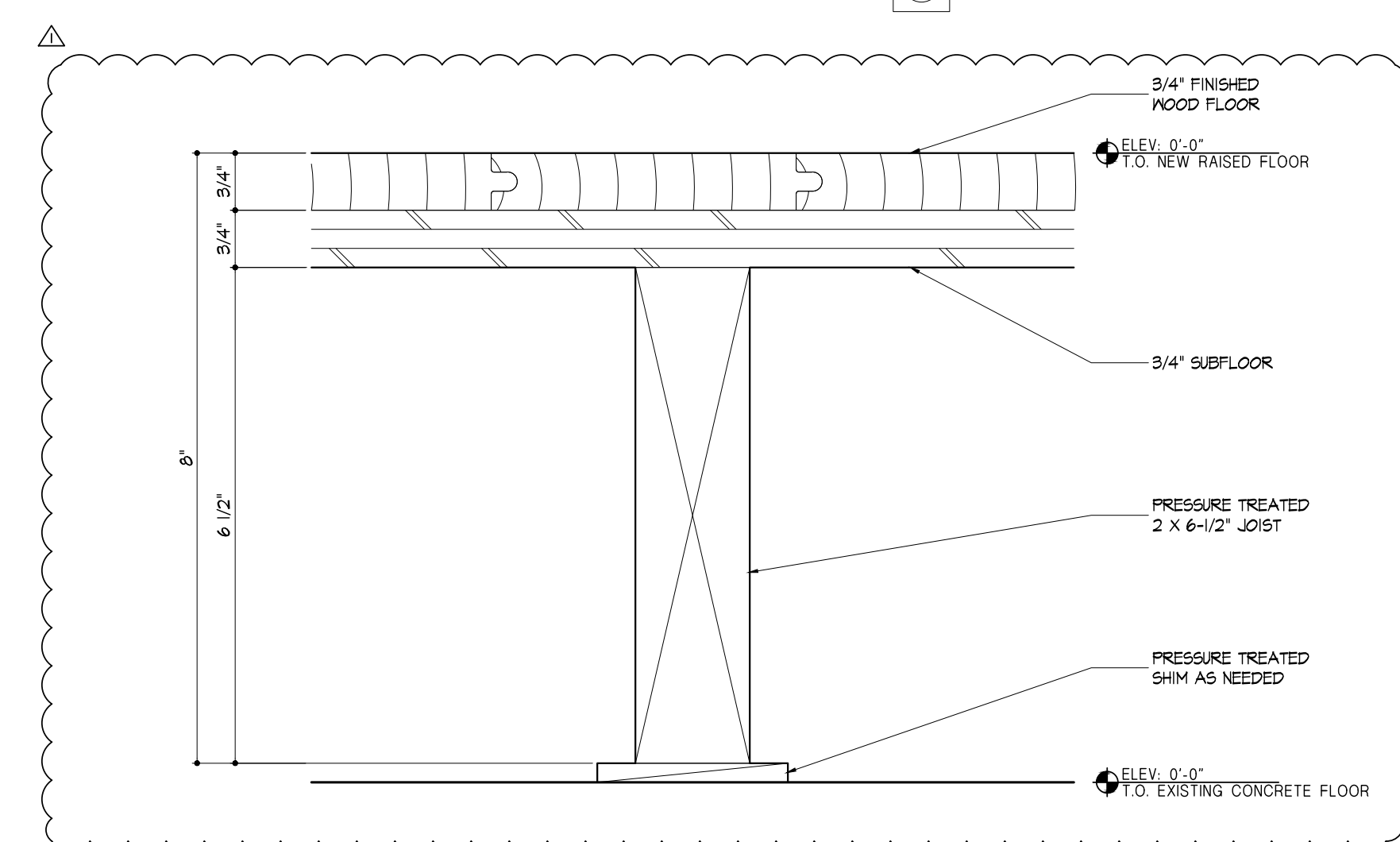
DESIGNER
PAUL BENNETT ARCHITECT PC
25 WEST 31ST STREET, NEW YORK, NEW YORK 10014
TEL (212) 209-1177



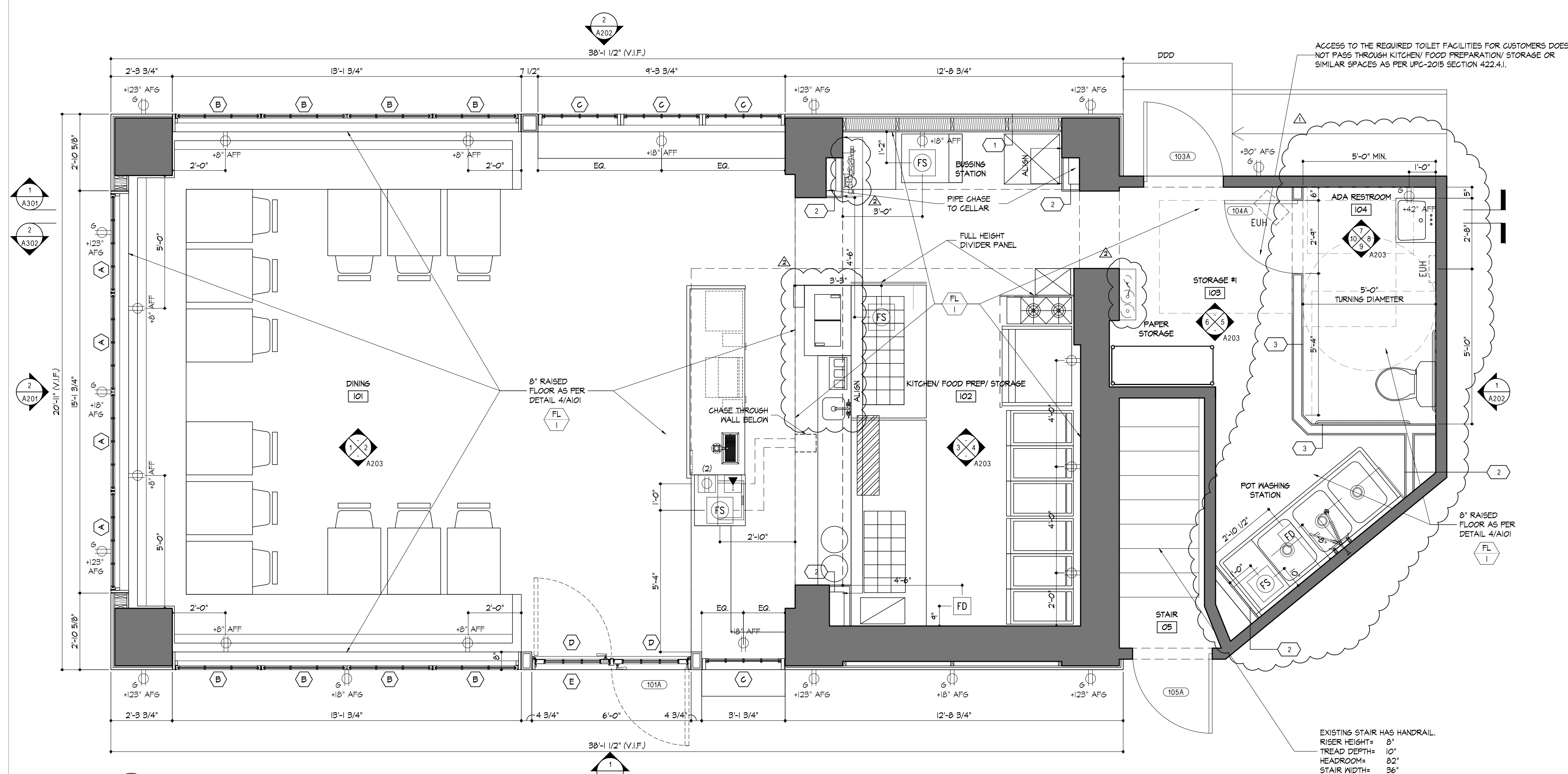
2 Construction Plan: Basement
Scale: 3/8" = 1'-0"

Legend

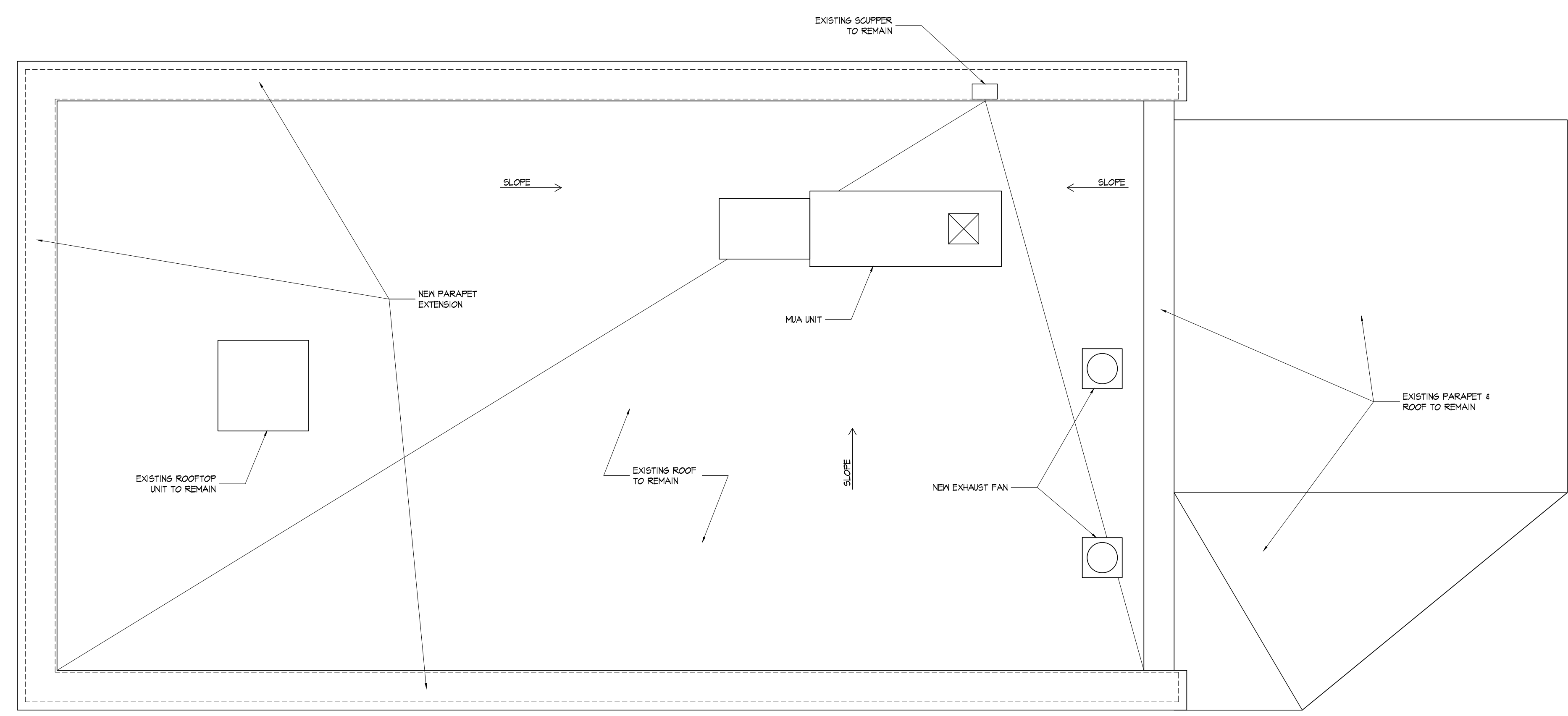
- EXISTING
- NEW CONSTRUCTION
- DUPLEX OUTLET
- 6FI OUTLET
- PARTITION TYPE 1: 1 LAYER 3/4" PLYWOOD ON BOTH SIDES OF 2x6 WOOD STUDS FROM TOP OF SLAB TO BOTTOM OF SLAB.
- PARTITION TYPE 2: 1 LAYER 5/8" GNB ON ONE SIDE OF 1 5/8" MTL STUDS FROM TOP OF SLAB TO BOTTOM OF SLAB ABOVE.
- PARTITION TYPE 1: 1 LAYER 5/8" GNB ON BOTH SIDES OF 3 5/8" METAL STUDS FROM TOP OF SLAB TO BOTTOM OF SLAB.
- PARTITION TYPE 2: 1 LAYER 5/8" GNB ON ONE SIDE OF 3 5/8" MTL STUDS FROM TOP OF SLAB TO BOTTOM OF SLAB ABOVE.
- DATA OUTLET
- ELECTRIC UNIT HEATER
- FLOOR DRAIN
- FLOOR SINK



4 Detail
Scale: 6" = 1'-0"



1 Construction Plan: Ground Floor
Scale: 3/8" = 1'-0"



3 Construction Plan: Roof Floor
Scale: 3/8" = 1'-0"