

KITCHEN

BATH

STAIRS
DOOR

EXISTING
DRAIN

NEW CLOSET

NEW
WALLS

W/D





NEW HEADER
4x10" SCRIBE

NEW LIGHT, OPEN

14'-0"

WALLS TO BE REMOVED

LEGEND

-  DEMO WALL
-  NEW WALL
-  EXISTING WALL
-  NEW HEADER

A1.1 - PLAN DETAIL

SCALE 1/4" = 1'-0"